



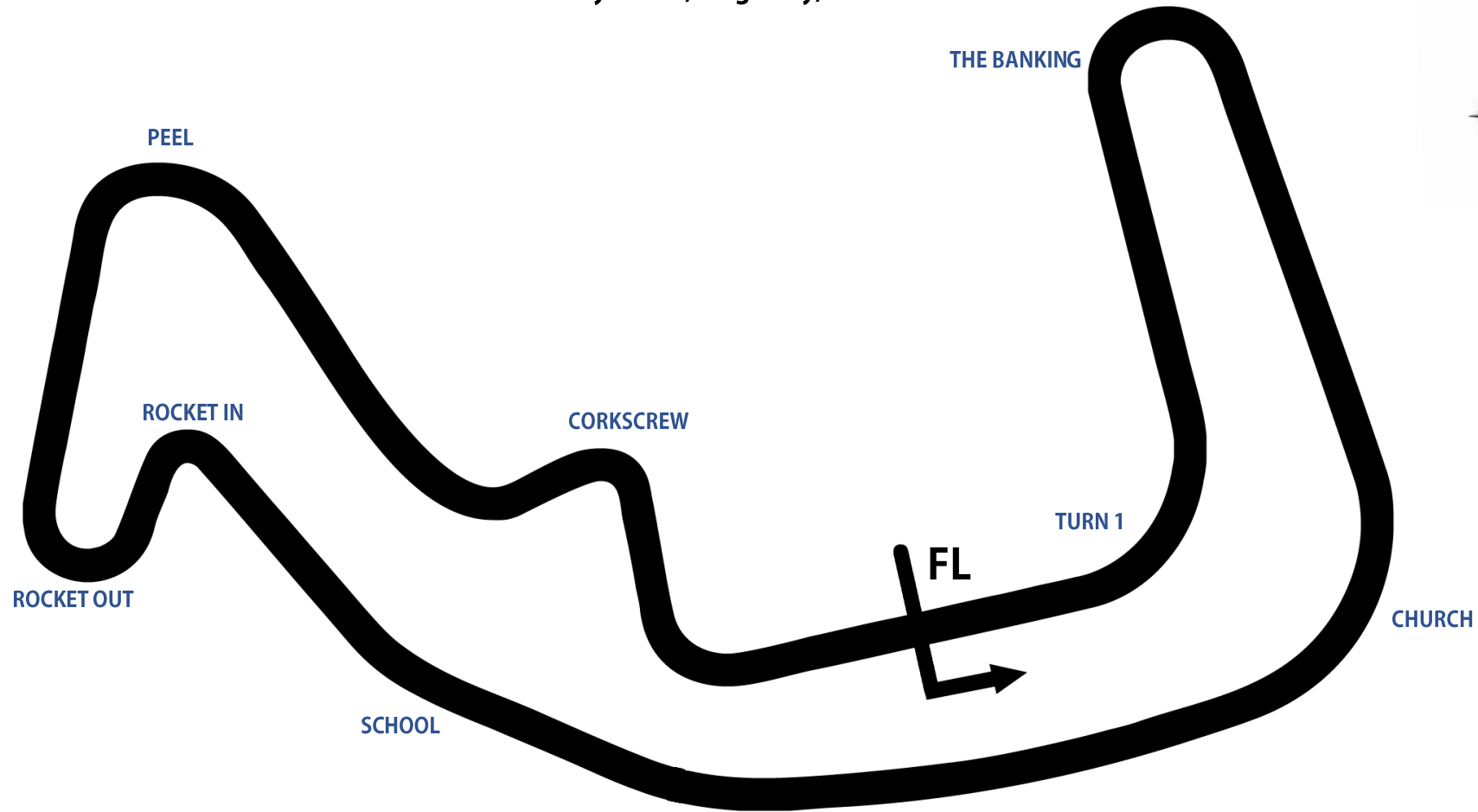
# CNC HEADS SPORTS / SALOON CAR CHAMPIONSHIP



BARC NW Race Meeting  
Anglesey Coastal  
7<sup>th</sup> / 8<sup>th</sup> September 2024

# Anglesey Circuit / Trac Mon

Ty Croes, Anglesey, UK



Length	1.5500 miles   2.494 km   2494.5 m		
FL		53.18840 N	4.49640 W
Pit Entry	2446m	53.18843 N	4.49731 W
Pit Exit	88m after FL	53.18869 N	4.49515 W
Pit Entry - Pit Exit	144m, 10.4s @ 50kph, 8.6m @ 60kph		

# BARC NW Race Meeting - Anglesey - 7th/8th September 2024

## CNC Heads Sports / Saloon Car Championship

### PAID PRACTICE - CLASSIFICATION



CNC engineered gas  
flowed cylinder heads  
cncheads.co.uk

Sports/Saloon Car Championship Organised by the British Automobile Racing Club (NW Centre)

POS	NO	CL	PIC	NAME	ENTRY	TIME	ON	LAPS	GAP	DIFF	MPH
1	95	B	1	Ben ROBERTS	Locost 7 RR	1:11.190	9	10			78.38
2	6	A	1	Simon ALLAWAY	Lotus Esprit V8	1:11.643	13	13	0.453	0.453	77.88
3	96	B	2	Bod BUCKBY	Caterham 7	1:12.301	15	15	1.111	0.658	77.17
4	29	B	3	Arron ARMIGER	Vauxhall Tigra	1:13.260	8	12	2.070	0.959	76.16
5	70	D	1	Philip WHITE	BMW 325ci	1:17.600	9	12	6.410	4.340	71.90
6	4	B	4	Paul MASTERS	Westfield Wide body	1:17.608	6	8	6.418	0.008	71.90
7	98	E	1	Matthew JONES	Ford Focus	1:18.970	4	10	7.780	1.362	70.66
8	128	E	2	Lee BULL	Renault Clio	1:19.280	12	13	8.090	0.310	70.38
9	72	B	5	Mark PRIMETT	Banks Lotus Europa	1:19.776	5	7	8.586	0.496	69.94
10	15	E	3	Julian WOOD	BMW Compact	1:20.240	13	13	9.050	0.464	69.54
11	151	B	6	Deri DAVIES	Darrian T90	1:22.094	4	4	10.904	1.854	67.97
12	144	B	7	Tim FOXLOW	Ford Escort RSR	1:23.880	3	6	12.690	1.786	66.52
13	127	E	4	Stuart CONNOLLY	Honda Civic	1:24.709	3	6	13.519	0.829	65.87

Weather / Track : Bright / Dry

These results are provisional until the conclusion of any judicial and technical matters.

Date: 07/09/2024 Start: 10:51 Finish: 11:11

Anglesey Coastal: 1.5500 miles

Clerk Of Course: Mark Mitchell

Stewards:

Timekeeper: Richard Evans



Results can be found at [www.tsl-timing.com](http://www.tsl-timing.com)

Printed - 11:13 Saturday, 07 September 2024



# BARC NW Race Meeting - Anglesey - 7th/8th September 2024

## CNC Heads Sports / Saloon Car Championship

### PAID PRACTICE - LAP ANALYSIS

DIFF = Difference To Personal Best Lap

P1 95 Ben ROBERTS				
LAP	LAP TIME	DIFF	MPH	TIME OF DAY
1 -				10:53:24.238
2 -	1:15.245	4.055	74.15	10:54:39.483
3 -	1:12.379	1.189	77.09	10:55:51.862
4 -	1:11.496 (3)	0.306	78.04	10:57:03.358
5 -	1:18.715 P	7.525	70.88	10:58:22.073
6 -	3:08.571	1:57.381	29.59	11:01:30.644
7 -	1:11.458 (2)	0.268	78.08	11:02:42.102
8 -	1:16.173	4.983	73.25	11:03:58.275
9 -	<b>1:11.190 (1)</b>		<b>78.38</b>	<b>11:05:09.465</b>
10 -	1:24.790 P	13.600	65.81	11:06:34.255

P2 6 Simon ALLAWAY				
LAP	LAP TIME	DIFF	MPH	TIME OF DAY
1 -				10:53:18.223
2 -	1:21.530	9.887	68.44	10:54:39.753
3 -	1:16.278	4.635	73.15	10:55:56.031
4 -	1:11.682 (2)	0.039	77.84	10:57:07.713
5 -	1:12.841	1.198	76.60	10:58:20.554
6 -	1:12.808	1.165	76.64	10:59:33.362
7 -	1:13.598	1.955	75.81	11:00:46.960
8 -	1:29.308 P	17.665	62.48	11:02:16.268
9 -	4:30.582	3:18.939	20.62	11:06:46.850
10 -	1:13.041	1.398	76.39	11:07:59.891
11 -	1:11.986 (3)	0.343	77.51	11:09:11.877
12 -	1:12.606	0.963	76.85	11:10:24.483
13 -	<b>1:11.643 (1)</b>		<b>77.88</b>	<b>11:11:36.126</b>

P3 96 Bod BUCKBY				
LAP	LAP TIME	DIFF	MPH	TIME OF DAY
1 -				10:53:19.992
2 -	1:21.712	9.411	68.28	10:54:41.704
3 -	1:15.766	3.465	73.64	10:55:57.470
4 -	1:14.037	1.736	75.36	10:57:11.507
5 -	1:13.612	1.311	75.80	10:58:25.119
6 -	1:16.064	3.763	73.35	10:59:41.183
7 -	1:34.051 P	21.750	59.32	11:01:15.234
8 -	1:57.547	45.246	47.47	11:03:12.781
9 -	1:14.737	2.436	74.66	11:04:27.518
10 -	1:13.076	0.775	76.35	11:05:40.594
11 -	1:12.585 (3)	0.284	76.87	11:06:53.179
12 -	1:12.504 (2)	0.203	76.96	11:08:05.683
13 -	1:12.752	0.451	76.69	11:09:18.435
14 -	1:12.797	0.496	76.65	11:10:31.232
15 -	<b>1:12.301 (1)</b>		<b>77.17</b>	<b>11:11:43.533</b>

P4 29 Arron ARMIGER				
LAP	LAP TIME	DIFF	MPH	TIME OF DAY
1 -				10:53:03.460
2 -	1:18.258	4.998	71.30	10:54:21.718
3 -	1:15.454	2.194	73.95	10:55:37.172
4 -	1:25.156	11.896	65.52	10:57:02.328
5 -	1:26.835 P	13.575	64.26	10:58:29.163
6 -	6:09.654	4:56.394	15.09	11:04:38.817
7 -	1:14.873 (3)	1.613	74.52	11:05:53.690
8 -	<b>1:13.260 (1)</b>		<b>76.16</b>	<b>11:07:06.950</b>
9 -	1:21.812	8.552	68.20	11:08:28.762
10 -	1:22.437	9.177	67.68	11:09:51.199
11 -	1:13.488 (2)	0.228	75.93	11:11:04.687
12 -	1:29.394	16.134	62.42	11:12:34.081

DIFF = Difference To Personal Best Lap

P5 70 Philip WHITE				
LAP	LAP TIME	DIFF	MPH	TIME OF DAY
1 -				10:53:40.057
2 -	1:26.488	8.888	64.51	10:55:06.545
3 -	1:20.566	2.966	69.26	10:56:27.111
4 -	1:18.303 (3)	0.703	71.26	10:57:45.414
5 -	1:28.856 P	11.256	62.79	10:59:14.270
6 -	3:06.622	1:49.022	29.90	11:02:20.892
7 -	1:19.260	1.660	70.40	11:03:40.152
8 -	1:17.903 (2)	0.303	71.62	11:04:58.055
9 -	<b>1:17.600 (1)</b>		<b>71.90</b>	<b>11:06:15.655</b>
10 -	1:22.395 P	4.795	67.72	11:07:38.050
11 -	3:36.300	2:18.700	25.79	11:11:14.350
12 -	1:18.853	1.253	70.76	11:12:33.203

P6 4 Paul MASTERS				
LAP	LAP TIME	DIFF	MPH	TIME OF DAY
1 -				10:53:35.608
2 -	1:29.101	11.493	62.62	10:55:04.709
3 -	1:27.382	9.774	63.85	10:56:32.091
4 -	1:18.412 (2)	0.804	71.16	10:57:50.503
5 -	1:19.518 (3)	1.910	70.17	10:59:10.021
6 -	<b>1:17.608 (1)</b>		<b>71.90</b>	<b>11:00:27.629</b>
7 -	1:22.027	4.419	68.02	11:01:49.656
8 -	1:39.249 P	21.641	56.22	11:03:28.905

P7 98 Matthew JONES				
LAP	LAP TIME	DIFF	MPH	TIME OF DAY
1 -				10:53:52.805
2 -	1:21.791	2.821	68.22	10:55:14.596
3 -	1:19.893	0.923	69.84	10:56:34.489
4 -	<b>1:18.970 (1)</b>		<b>70.66</b>	<b>10:57:53.459</b>
5 -	1:22.364	3.394	67.74	10:59:15.823
6 -	1:21.838	2.868	68.18	11:00:37.661
7 -	1:21.351	2.381	68.59	11:01:59.012
8 -	1:19.026 (2)	0.056	70.61	11:03:18.038
9 -	1:19.460 (3)	0.490	70.22	11:04:37.498
10 -	1:29.146 P	10.176	62.59	11:06:06.644

P8 128 Lee BULL				
LAP	LAP TIME	DIFF	MPH	TIME OF DAY
1 -				10:53:42.997
2 -	1:26.606	7.326	64.43	10:55:09.603
3 -	1:22.795	3.515	67.39	10:56:32.398
4 -	1:20.295	1.015	69.49	10:57:52.693
5 -	1:23.594	4.314	66.75	10:59:16.287
6 -	1:20.362	1.082	69.43	11:00:36.649
7 -	1:37.238 P	17.958	57.38	11:02:13.887
8 -	2:48.666	1:29.386	33.08	11:05:02.553
9 -	1:19.815	0.535	69.91	11:06:22.368
10 -	1:19.548 (2)	0.268	70.14	11:07:41.916
11 -	1:19.693 (3)	0.413	70.01	11:09:01.609
12 -	<b>1:19.280 (1)</b>		<b>70.38</b>	<b>11:10:20.889</b>
13 -	1:21.737 P	2.457	68.26	11:11:42.626

P9 72 Mark PRIMETT				
LAP	LAP TIME	DIFF	MPH	TIME OF DAY
1 -				10:53:19.424
2 -	1:27.162	7.386	64.01	10:54:46.586
3 -	1:22.428	2.652	67.69	10:56:09.014
4 -	1:21.573 (2)	1.797	68.40	10:57:30.587

# BARC NW Race Meeting - Anglesey - 7th/8th September 2024

## CNC Heads Sports / Saloon Car Championship

### PAID PRACTICE - LAP ANALYSIS

DIFF = Difference To Personal Best Lap

5 -	<b>1:19.776 (1)</b>		<b>69.94</b>	<b>10:58:50.363</b>
6 -	1:22.127 (3)	2.351	67.94	11:00:12.490
7 -	1:56.332 P	36.556	47.96	11:02:08.822

<b>P10 15 Julian WOOD</b>				
LAP	LAP TIME	DIFF	MPH	TIME OF DAY
1 -				10:53:16.396
2 -	1:29.655	9.415	62.23	10:54:46.051
3 -	1:27.845	7.605	63.52	10:56:13.896
4 -	1:26.075	5.835	64.82	10:57:39.971
5 -	1:25.207	4.967	65.48	10:59:05.178
6 -	1:22.106	1.866	67.96	11:00:27.284
7 -	1:23.069	2.829	67.17	11:01:50.353
8 -	1:21.216	0.976	68.70	11:03:11.569
9 -	1:20.964 (2)	0.724	68.91	11:04:32.533
10 -	1:21.060 (3)	0.820	68.83	11:05:53.593
11 -	1:27.729 P	7.489	63.60	11:07:21.322
12 -	3:23.725	2:03.485	27.39	11:10:45.047
13 -	<b>1:20.240 (1)</b>		<b>69.54</b>	<b>11:12:05.287</b>

<b>P11 151 Deri DAVIES</b>				
LAP	LAP TIME	DIFF	MPH	TIME OF DAY
1 -				10:53:22.501
2 -	1:25.431 (3)	3.337	65.31	10:54:47.932
3 -	1:22.994 (2)	0.900	67.23	10:56:10.926
4 -	<b>1:22.094 (1)</b>		<b>67.97</b>	<b>10:57:33.020</b>

<b>P12 144 Tim FOXLOW</b>				
LAP	LAP TIME	DIFF	MPH	TIME OF DAY
1 -				10:53:14.541
2 -	1:30.259 (2)	6.379	61.82	10:54:44.800
3 -	<b>1:23.880 (1)</b>		<b>66.52</b>	<b>10:56:08.680</b>
4 -	1:31.718 (3)	7.838	60.83	10:57:40.398
5 -	1:41.920 P	18.040	54.74	10:59:22.318
6 -	3:08.225 P	1:44.345	29.64	11:02:30.543

<b>P13 127 Stuart CONNOLLY</b>				
LAP	LAP TIME	DIFF	MPH	TIME OF DAY
1 -				10:53:39.386
2 -	1:29.577 (3)	4.868	62.29	10:55:08.963
3 -	<b>1:24.709 (1)</b>		<b>65.87</b>	<b>10:56:33.672</b>
4 -	1:29.823	5.114	62.12	10:58:03.495
5 -	1:24.957 (2)	0.248	65.68	10:59:28.452
6 -	1:38.382 P	13.673	56.71	11:01:06.834

# BARC NW Race Meeting - Anglesey - 7th/8th September 2024

## CNC Heads Sports / Saloon Car Championship

### PAID PRACTICE - STATISTICS

**Competitors Started** 13  
**Planned Start** 2024-09-07 @ 11:00:00.000  
**Actual Start** 2024-09-07 @ 10:51:29.992  
**Finish Time** 2024-09-07 @ 11:11:36.125  
**Track Length** 1.5500mi.  
**Total Laps** 129  
**Total Distance Covered** 199.9513mi.

#### Session Fastest Lap History

NO	CL	NAME	LAP TIME	TIME OF DAY	LAP	VEHICLE
29	B	Arron ARMIGER	1:18.258	10:54:21.755	2	Vauxhall Tigra
95	B	Ben ROBERTS	1:15.245	10:54:39.514	2	Locost 7 RR
95	B	Ben ROBERTS	1:12.379	10:55:51.893	3	Locost 7 RR
95	B	Ben ROBERTS	1:11.496	10:57:03.386	4	Locost 7 RR
95	B	Ben ROBERTS	1:11.458	11:02:42.132	7	Locost 7 RR
95	B	Ben ROBERTS	1:11.190	11:05:09.465	9	Locost 7 RR

#### Flag History

TYPE	TIME OF DAY
GREEN	10:51:29.992
FINISH	11:11:36.125

#### Flag Statistics

TYPE	COUNT	TOTAL LAPS	TOTAL TIME
Green	1	15	21:38.854
Red	0	0	0.000
Safety Car	0	0	0.000
FCY	0	0	0.000

# BARC NW Race Meeting - Anglesey - 7th/8th September 2024

## CNC Heads Sports / Saloon Car Championship

### PAID PRACTICE - STATISTICS

CLASS : A

1 Starters

#### Fastest Lap History

NO	NAME	LAP TIME	TIME OF DAY	LAP	VEHICLE
6	Simon ALLAWAY	1:21.530	10:54:39.791	2	Lotus Esprit V8
6	Simon ALLAWAY	1:16.278	10:55:56.063	3	Lotus Esprit V8
6	Simon ALLAWAY	1:11.682	10:57:07.745	4	Lotus Esprit V8
6	Simon ALLAWAY	1:11.643	11:11:36.158	13	Lotus Esprit V8

# BARC NW Race Meeting - Anglesey - 7th/8th September 2024

## CNC Heads Sports / Saloon Car Championship

### PAID PRACTICE - STATISTICS

CLASS : B

7 Starters

#### Fastest Lap History

NO	NAME	LAP TIME	TIME OF DAY	LAP	VEHICLE
29	Arron ARMIGER	1:18.258	10:54:21.755	2	Vauxhall Tigra
95	Ben ROBERTS	1:15.245	10:54:39.514	2	Locost 7 RR
95	Ben ROBERTS	1:12.379	10:55:51.893	3	Locost 7 RR
95	Ben ROBERTS	1:11.496	10:57:03.386	4	Locost 7 RR
95	Ben ROBERTS	1:11.458	11:02:42.132	7	Locost 7 RR
95	Ben ROBERTS	1:11.190	11:05:09.465	9	Locost 7 RR



# BARC NW Race Meeting - Anglesey - 7th/8th September 2024

## CNC Heads Sports / Saloon Car Championship

### PAID PRACTICE - STATISTICS

CLASS : D

1 Starters

#### Fastest Lap History

NO	NAME	LAP TIME	TIME OF DAY	LAP	VEHICLE
70	Philip WHITE	1:26.488	10:55:06.580	2	BMW 325ci
70	Philip WHITE	1:20.566	10:56:27.145	3	BMW 325ci
70	Philip WHITE	1:18.303	10:57:45.447	4	BMW 325ci
70	Philip WHITE	1:17.903	11:04:58.090	8	BMW 325ci
70	Philip WHITE	1:17.600	11:06:15.688	9	BMW 325ci

# BARC NW Race Meeting - Anglesey - 7th/8th September 2024

## CNC Heads Sports / Saloon Car Championship

### PAID PRACTICE - STATISTICS

CLASS : E

4 Starters

#### Fastest Lap History

NO	NAME	LAP TIME	TIME OF DAY	LAP	VEHICLE
15	Julian WOOD	1:29.655	10:54:46.085	2	BMW Compact
127	Stuart CONNOLLY	1:29.577	10:55:08.996	2	Honda Civic
128	Lee BULL	1:26.606	10:55:09.637	2	Renault Clio
98	Matthew JONES	1:21.791	10:55:14.627	2	Ford Focus
98	Matthew JONES	1:19.893	10:56:34.521	3	Ford Focus
98	Matthew JONES	1:18.970	10:57:53.489	4	Ford Focus

# BARC NW Race Meeting - Anglesey - 7th/8th September 2024

## CNC Heads Sports / Saloon Car Championship

### QUALIFYING - CLASSIFICATION



CNC engineered gas  
flowed cylinder heads  
cncheads.co.uk

Sports/Saloon Car Championship Organised by the British Automobile Racing Club (NW Centre)

POS	NO	CL	PIC	NAME	ENTRY	TIME	ON	LAPS	GAP	DIFF	MPH
1	6	A	1	Simon ALLAWAY	Lotus Esprit V8	1:11.751	7	14			77.76
2	123	A	2	Richard WOOD	Kia Solution F	1:12.432	9	13	0.681	0.681	77.03
3	96	B	1	Bod BUCKBY	Caterham 7	1:12.502	9	15	0.751	0.070	76.96
4	29	B	2	Arron ARMIGER	Vauxhall Tigra	1:12.665	6	12	0.914	0.163	76.79
5	4	B	3	Paul MASTERS	Westfield Wide body	1:13.071	12	12	1.320	0.406	76.36
6	181	A	3	Jim HUTCHINSON	Ford Escort RSR	1:13.074	9	13	1.323	0.003	76.36
7	27	A	4	Garry WARDLE	Audi A3	1:13.908	7	9	2.157	0.834	75.49
8	39	B	4	Jamie CRYER	Ginetta G20	1:15.241	4	15	3.490	1.333	74.16
9	30	B	5	Robert WAKELIN	Peugeot 205	1:15.748	15	15	3.997	0.507	73.66
10	45	D	1	Oliver THOMAS	Subaru Impreza	1:16.001	8	15	4.250	0.253	73.42
11	72	B	6	Mark PRIMETT	Banks Lotus Europa	1:16.562	7	12	4.811	0.561	72.88
12	99	B	7	Chris ROBERTS	Ginetta G40	1:16.864	3	3	5.113	0.302	72.59
13	55	E	1	Paul ROTHEROE	Citroen Xsara VTS	1:16.892	13	13	5.141	0.028	72.56
14	70	D	2	Philip WHITE	BMW 325ci	1:17.348	10	13	5.597	0.456	72.14
15	144	B	8	Tim FOXLOW	Ford Escort RSR	1:18.125	7	14	6.374	0.777	71.42
16	128	E	2	Lee BULL	Renault Clio	1:19.629	11	14	7.878	1.504	70.07
17	98	E	3	Matthew JONES	Ford Focus	1:19.646	8	12	7.895	0.017	70.06
18	118	D	3	Richard WALKER	Mini F56 Challenge	1:19.715	9	11	7.964	0.069	69.99
19	176	E	4	Rob PHILLIPS	Honda Civic	1:19.817	9	11	8.066	0.102	69.91
20	58	D	4	Ryan NELSON	Mini Cooper	1:19.945	7	12	8.194	0.128	69.79
21	88	B	9	Thomas FRANKLAND	Renault 5GT	1:20.391	8	8	8.640	0.446	69.41
22	15	E	5	Julian WOOD	BMW Compact	1:20.674	10	13	8.923	0.283	69.16
23	19	A	5	Duncan AUKLAND	Proton Putra	1:20.717	11	13	8.966	0.043	69.13
24	77	D	5	Steven PARKER	Ford Fiesta	1:20.799	13	14	9.048	0.082	69.06
25	79	D	6	Clive DIX	Mazda RX7 FD	1:20.945	3	3	9.194	0.146	68.93
26	36	B	10	Alek MODRO	Ford Fiesta ST150	1:21.322	4	8	9.571	0.377	68.61
27	5	D	7	David JONES	Ford Focus Mk1 RS	1:23.178	3	3	11.427	1.856	67.08
28	18*	D	8	Jon MADOC JONES	BMW E46 330 Ci	1:23.450	7	12	11.699	0.272	66.86
29	34	F	1	Helen ALLEN	Ford Fiesta Zetec S	1:28.769	9	11	17.018	5.319	62.86
30	26	E	6	Louie DOBSON	Ford Fiesta st 150	1:29.176	9	11	17.425	0.407	62.57
31	95	B	11	Ben ROBERTS	Locost 7 RR			1			

**Comments:**

No. 18 - 1 Lap time disallowed; exceeding track limits.

Weather / Track : Bright / Dry

These results are provisional until the conclusion of any judicial and technical matters.

Date: 07/09/2024 Start: 12:39 Finish: 13:13

Anglesey Coastal: 1.5500 miles

Clerk Of Course: Mark Mitchell	Stewards:	Timekeeper: Richard Evans	
--------------------------------	-----------	---------------------------	--

Results can be found at [www.tsl-timing.com](http://www.tsl-timing.com)

Printed - 13:16 Saturday, 07 September 2024



# BARC NW Race Meeting - Anglesey - 7th/8th September 2024



CNC engineered gas  
flowed cylinder heads  
cncheads.co.uk

Sports/Saloon Car Championship Organised by the British Automobile Racing Club (NW Centre)

## CNC Heads Sports / Saloon Car Championship

### QUALIFYING - 2ND FASTEST CLASSIFICATION

POS	NO	CL	PIC	NAME	ENTRY	TIME	ON	LAPS	GAP	DIFF	MPH
1	6	A	1	Simon ALLAWAY	Lotus Esprit V8	1:12.028	6	14			77.47
2	96	B	1	Bod BUCKBY	Caterham 7	1:12.989	11	15	0.961	0.961	76.45
3	29	B	2	Arron ARMIGER	Vauxhall Tigra	1:13.037	7	12	1.009	0.048	76.40
4	181	A	2	Jim HUTCHINSON	Ford Escort RSR	1:13.134	6	13	1.106	0.097	76.29
5	4	B	3	Paul MASTERS	Westfield Wide body	1:13.168	7	12	1.140	0.034	76.26
6	123	A	3	Richard WOOD	Kia Solution F	1:13.503	11	13	1.475	0.335	75.91
7	27	A	4	Garry WARDLE	Audi A3	1:14.896	5	9	2.868	1.393	74.50
8	39	B	4	Jamie CRYER	Ginetta G20	1:15.470	9	15	3.442	0.574	73.93
9	45	D	1	Oliver THOMAS	Subaru Impreza	1:16.090	5	15	4.062	0.620	73.33
10	30	B	5	Robert WAKELIN	Peugeot 205	1:16.253	14	15	4.225	0.163	73.17
11	55	E	1	Paul ROTHEROE	Citroen Xsara VTS	1:17.011	12	13	4.983	0.758	72.45
12	72	B	6	Mark PRIMETT	Banks Lotus Europa	1:17.173	6	12	5.145	0.162	72.30
13	70	D	2	Philip WHITE	BMW 325ci	1:17.511	8	13	5.483	0.338	71.99
14	144	B	7	Tim FOXLOW	Ford Escort RSR	1:18.544	8	14	6.516	1.033	71.04
15	98	E	2	Matthew JONES	Ford Focus	1:19.695	7	12	7.667	1.151	70.01
16	128	E	3	Lee BULL	Renault Clio	1:19.734	12	14	7.706	0.039	69.98
17	176	E	4	Rob PHILLIPS	Honda Civic	1:19.904	8	11	7.876	0.170	69.83
18	118	D	3	Richard WALKER	Mini F56 Challenge	1:20.114	6	11	8.086	0.210	69.65
19	58	D	4	Ryan NELSON	Mini Cooper	1:20.141	6	12	8.113	0.027	69.62
20	15	E	5	Julian WOOD	BMW Compact	1:20.742	8	13	8.714	0.601	69.10
21	88	B	8	Thomas FRANKLAND	Renault 5GT	1:21.076	7	8	9.048	0.334	68.82
22	77	D	5	Steven PARKER	Ford Fiesta	1:21.078	7	14	9.050	0.002	68.82
23	19	A	5	Duncan AUKLAND	Proton Putra	1:21.553	5	13	9.525	0.475	68.42
24	36	B	9	Alek MODRO	Ford Fiesta ST150	1:23.857	7	8	11.829	2.304	66.54
25	18*	D	6	Jon MADOC JONES	BMW E46 330 CI	1:23.918	11	12	11.890	0.061	66.49
26	34	F	1	Helen ALLEN	Ford Fiesta Zetec S	1:28.809	11	11	16.781	4.891	62.83
27	26	E	6	Louie DOBSON	Ford Fiesta st 150	1:29.518	8	11	17.490	0.709	62.33
28	99	B	10	Chris ROBERTS	Ginetta G40			3			
29	95	B	11	Ben ROBERTS	Locost 7 RR			1			
30	5	D	7	David JONES	Ford Focus Mk1 RS			3			
31	79	D	8	Clive DIX	Mazda RX7 FD			3			

#### Comments:

No. 18 - 1 Lap time disallowed; exceeding track limits.

Weather / Track : Bright / Dry

These results are provisional until the conclusion of any judicial and technical matters.

Date: 07/09/2024 Start: 12:39 Finish: 13:13

Anglesey Coastal: 1.5500 miles

Clerk Of Course: Mark Mitchell	Stewards:	Timekeeper: Richard Evans	
--------------------------------	-----------	---------------------------	--

Results can be found at [www.tsl-timing.com](http://www.tsl-timing.com)

Printed - 13:16 Saturday, 07 September 2024



# BARC NW Race Meeting - Anglesey - 7th/8th September 2024

## CNC Heads Sports / Saloon Car Championship

### QUALIFYING - LAP ANALYSIS

DIFF = Difference To Personal Best Lap

P1 6 Simon ALLAWAY				
LAP	LAP TIME	DIFF	MPH	TIME OF DAY
1 -				12:41:07.383
2 -	1:12.700	0.949	76.75	12:42:20.083
3 -	8:01.964	6:50.213	11.57	12:50:22.047
4 -	1:13.302	1.551	76.12	12:51:35.349
5 -	11:14.461	10:02.710	8.27	13:02:49.810
6 -	1:12.028 (2)	0.277	77.47	13:04:01.838
7 -	<b>1:11.751 (1)</b>		<b>77.76</b>	<b>13:05:13.589</b>
8 -	1:17.139	5.388	72.33	13:06:30.728
9 -	1:12.703	0.952	76.75	13:07:43.431
10 -	1:12.934	1.183	76.50	13:08:56.365
11 -	1:12.503 (3)	0.752	76.96	13:10:08.868
12 -	1:13.702	1.951	75.71	13:11:22.570
13 -	1:20.742	8.991	69.10	13:12:43.312
14 -	1:15.966	4.215	73.45	13:13:59.278

P2 123 Richard WOOD				
LAP	LAP TIME	DIFF	MPH	TIME OF DAY
1 -				12:41:34.812
2 -	1:21.247	8.815	68.67	12:42:56.059
3 -	6:36.294	5:23.862	14.08	12:49:32.353
4 -	1:17.584	5.152	71.92	12:50:49.937
5 -	1:16.511	4.079	72.93	12:52:06.448
6 -	11:13.599	10:01.167	8.28	13:03:20.047
7 -	1:13.903	1.471	75.50	13:04:33.950
8 -	1:13.740 (3)	1.308	75.67	13:05:47.690
9 -	<b>1:12.432 (1)</b>		<b>77.03</b>	<b>13:07:00.122</b>
10 -	1:14.501	2.069	74.89	13:08:14.623
11 -	1:13.503 (2)	1.071	75.91	13:09:28.126
12 -	1:13.767	1.335	75.64	13:10:41.893
13 -	1:25.554 P	13.122	65.22	13:12:07.447

P3 96 Bod BUCKBY				
LAP	LAP TIME	DIFF	MPH	TIME OF DAY
1 -				12:41:41.830
2 -	1:21.614	9.112	68.37	12:43:03.444
3 -	6:31.769	5:19.267	14.24	12:49:35.213
4 -	1:15.603	3.101	73.80	12:50:50.816
5 -	1:15.939	3.437	73.48	12:52:06.755
6 -	11:11.377	9:58.875	8.31	13:03:18.132
7 -	1:13.441	0.939	75.97	13:04:31.573
8 -	1:13.084 (3)	0.582	76.35	13:05:44.657
9 -	<b>1:12.502 (1)</b>		<b>76.96</b>	<b>13:06:57.159</b>
10 -	1:13.692	1.190	75.72	13:08:10.851
11 -	1:12.989 (2)	0.487	76.45	13:09:23.840
12 -	1:13.542	1.040	75.87	13:10:37.382
13 -	1:14.125	1.623	75.27	13:11:51.507
14 -	1:13.527	1.025	75.89	13:13:05.034
15 -	1:33.081	20.579	59.94	13:14:38.115

P4 29 Arron ARMIGER				
LAP	LAP TIME	DIFF	MPH	TIME OF DAY
1 -				12:42:05.897
2 -	7:47.857	6:35.192	11.92	12:49:53.754
3 -	1:15.893	3.228	73.52	12:51:09.647
4 -	12:27.732	11:15.067	7.46	13:03:37.379
5 -	1:13.210 (3)	0.545	76.21	13:04:50.589
6 -	<b>1:12.665 (1)</b>		<b>76.79</b>	<b>13:06:03.254</b>
7 -	1:13.037 (2)	0.372	76.40	13:07:16.291
8 -	1:18.020	5.355	71.52	13:08:34.311
9 -	1:18.211	5.546	71.34	13:09:52.522

DIFF = Difference To Personal Best Lap

10 -	1:14.814	2.149	74.58	13:11:07.336
11 -	1:40.298	27.633	55.63	13:12:47.634
12 -	1:14.488	1.823	74.91	13:14:02.122

P5 4 Paul MASTERS				
LAP	LAP TIME	DIFF	MPH	TIME OF DAY
1 -				12:42:09.813
2 -	7:53.430	6:40.359	11.78	12:50:03.243
3 -	1:15.877	2.806	73.54	12:51:19.120
4 -	12:27.524	11:14.453	7.46	13:03:46.644
5 -	1:18.213	5.142	71.34	13:05:04.857
6 -	1:16.809	3.738	72.64	13:06:21.666
7 -	1:13.168 (2)	0.097	76.26	13:07:34.834
8 -	1:13.298 (3)	0.227	76.12	13:08:48.132
9 -	1:14.434	1.363	74.96	13:10:02.566
10 -	1:15.301	2.230	74.10	13:11:17.867
11 -	1:17.444	4.373	72.05	13:12:35.311
12 -	<b>1:13.071 (1)</b>		<b>76.36</b>	<b>13:13:48.382</b>

P6 181 Jim HUTCHINSON				
LAP	LAP TIME	DIFF	MPH	TIME OF DAY
1 -				12:42:08.005
2 -	7:48.314	6:35.240	11.91	12:49:56.319
3 -	1:13.773	0.699	75.63	12:51:10.092
4 -	12:25.660	11:12.586	7.48	13:03:35.752
5 -	1:13.939	0.865	75.46	13:04:49.691
6 -	1:13.134 (2)	0.060	76.29	13:06:02.825
7 -	1:14.709	1.635	74.69	13:07:17.534
8 -	1:15.117	2.043	74.28	13:08:32.651
9 -	<b>1:13.074 (1)</b>		<b>76.36</b>	<b>13:09:45.725</b>
10 -	1:15.163	2.089	74.23	13:11:00.888
11 -	1:14.621	1.547	74.77	13:12:15.509
12 -	1:13.337 (3)	0.263	76.08	13:13:28.846
13 -	1:24.340 P	11.266	66.16	13:14:53.186

P7 27 Garry WARDLE				
LAP	LAP TIME	DIFF	MPH	TIME OF DAY
1 -				12:42:05.197
2 -	7:59.229	6:45.321	11.64	12:50:04.426
3 -	1:16.886	2.978	72.57	12:51:21.312
4 -	12:33.085	11:19.177	7.40	13:03:54.397
5 -	1:14.896 (2)	0.988	74.50	13:05:09.293
6 -	1:16.431 (3)	2.523	73.00	13:06:25.724
7 -	<b>1:13.908 (1)</b>		<b>75.49</b>	<b>13:07:39.632</b>
8 -	1:21.561 P	7.653	68.41	13:09:01.193
9 -	3:01.620 P	1:47.712	30.72	13:12:02.813

P8 39 Jamie CRYER				
LAP	LAP TIME	DIFF	MPH	TIME OF DAY
1 -				12:41:20.002
2 -	1:23.414	8.173	66.89	12:42:43.416
3 -	6:34.624	5:19.383	14.14	12:49:18.040
4 -	<b>1:15.241 (1)</b>		<b>74.16</b>	<b>12:50:33.281</b>
5 -	1:17.838	2.597	71.68	12:51:51.119
6 -	11:18.518	10:03.277	8.22	13:03:09.637
7 -	1:15.862	0.621	73.55	13:04:25.499
8 -	1:15.569 (3)	0.328	73.84	13:05:41.068
9 -	1:15.470 (2)	0.229	73.93	13:06:56.538
10 -	1:16.607	1.366	72.83	13:08:13.145
11 -	1:16.878	1.637	72.58	13:09:30.023
12 -	1:16.343	1.102	73.09	13:10:46.366
13 -	1:15.979	0.738	73.44	13:12:02.345

# BARC NW Race Meeting - Anglesey - 7th/8th September 2024

## CNC Heads Sports / Saloon Car Championship

### QUALIFYING - LAP ANALYSIS

DIFF = Difference To Personal Best Lap

14 -	1:16.172	0.931	73.25	13:13:18.517
15 -	1:15.927	0.686	73.49	13:14:34.444

P9 30 Robert WAKELIN				
LAP	LAP TIME	DIFF	MPH	TIME OF DAY
1 -				12:40:36.757
2 -	1:49.962	34.214	50.74	12:42:26.719
3 -	6:54.231	5:38.483	13.47	12:49:20.950
4 -	1:17.081	1.333	72.39	12:50:38.031
5 -	1:28.719	12.971	62.89	12:52:06.750
6 -	10:34.364	9:18.616	8.79	13:02:41.114
7 -	1:19.211	3.463	70.44	13:04:00.325
8 -	1:20.924	5.176	68.95	13:05:21.249
9 -	1:18.621	2.873	70.97	13:06:39.870
10 -	1:16.936	1.188	72.52	13:07:56.806
11 -	1:26.024	10.276	64.86	13:09:22.830
12 -	1:16.677 (3)	0.929	72.77	13:10:39.507
13 -	1:27.969	12.221	63.43	13:12:07.476
14 -	1:16.253 (2)	0.505	73.17	13:13:23.729
15 -	<b>1:15.748 (1)</b>		<b>73.66</b>	<b>13:14:39.477</b>

P10 45 Oliver THOMAS				
LAP	LAP TIME	DIFF	MPH	TIME OF DAY
1 -				12:41:04.813
2 -	1:19.107	3.106	70.53	12:42:23.920
3 -	6:51.130	5:35.129	13.57	12:49:15.050
4 -	1:17.006	1.005	72.46	12:50:32.056
5 -	1:16.090 (2)	0.089	73.33	12:51:48.146
6 -	11:20.848	10:04.847	8.19	13:03:08.994
7 -	1:17.457	1.456	72.04	13:04:26.451
8 -	<b>1:16.001 (1)</b>		<b>73.42</b>	<b>13:05:42.452</b>
9 -	1:16.610 (3)	0.609	72.83	13:06:59.062
10 -	1:16.749	0.748	72.70	13:08:15.811
11 -	1:19.579	3.578	70.11	13:09:35.390
12 -	1:16.620	0.619	72.82	13:10:52.010
13 -	1:17.378	1.377	72.11	13:12:09.388
14 -	1:18.102	2.101	71.44	13:13:27.490
15 -	1:19.129	3.128	70.51	13:14:46.619

P11 72 Mark PRIMETT				
LAP	LAP TIME	DIFF	MPH	TIME OF DAY
1 -				12:42:05.788
2 -	7:55.999	6:39.437	11.72	12:50:01.787
3 -	1:18.630	2.068	70.96	12:51:20.417
4 -	11:24.224	10:07.662	8.15	13:02:44.641
5 -	1:17.498	0.936	72.00	13:04:02.139
6 -	1:17.173 (2)	0.611	72.30	13:05:19.312
7 -	<b>1:16.562 (1)</b>		<b>72.88</b>	<b>13:06:35.874</b>
8 -	1:49.838	33.276	50.80	13:08:25.712
9 -	1:17.399 (3)	0.837	72.09	13:09:43.111
10 -	1:19.065	2.503	70.57	13:11:02.176
11 -	1:17.537	0.975	71.96	13:12:19.713
12 -	1:17.566	1.004	71.93	13:13:37.279

P12 99 Chris ROBERTS				
LAP	LAP TIME	DIFF	MPH	TIME OF DAY
1 -				12:42:27.314
2 -	6:48.543	5:31.679	13.65	12:49:15.857
3 -	<b>1:16.864 (1)</b>		<b>72.59</b>	<b>12:50:32.721</b>

DIFF = Difference To Personal Best Lap

P13 55 Paul ROTHEROE				
LAP	LAP TIME	DIFF	MPH	TIME OF DAY
1 -				12:42:07.013
2 -	8:03.683	6:46.791	11.53	12:50:10.696
3 -	1:19.241	2.349	70.41	12:51:29.937
4 -	11:21.693	10:04.801	8.18	13:02:51.630
5 -	1:17.732	0.840	71.78	13:04:09.362
6 -	1:17.713	0.821	71.80	13:05:27.075
7 -	1:17.153 (3)	0.261	72.32	13:06:44.228
8 -	1:17.909	1.017	71.62	13:08:02.137
9 -	1:17.510	0.618	71.99	13:09:19.647
10 -	1:18.822	1.930	70.79	13:10:38.469
11 -	1:18.126	1.234	71.42	13:11:56.595
12 -	1:17.011 (2)	0.119	72.45	13:13:13.606
13 -	<b>1:16.892 (1)</b>		<b>72.56</b>	<b>13:14:30.498</b>

P14 70 Philip WHITE				
LAP	LAP TIME	DIFF	MPH	TIME OF DAY
1 -				12:41:39.596
2 -	1:24.640	7.292	65.92	12:43:04.236
3 -	6:37.829	5:20.481	14.02	12:49:42.065
4 -	1:18.946	1.598	70.68	12:51:01.011
5 -	12:33.635	11:16.287	7.40	13:03:34.646
6 -	1:19.882	2.534	69.85	13:04:54.528
7 -	1:18.022	0.674	71.51	13:06:12.550
8 -	1:17.511 (2)	0.163	71.99	13:07:30.061
9 -	1:17.793 (3)	0.445	71.72	13:08:47.854
10 -	<b>1:17.348 (1)</b>		<b>72.14</b>	<b>13:10:05.202</b>
11 -	1:19.849	2.501	69.88	13:11:25.051
12 -	1:20.540	3.192	69.28	13:12:45.591
13 -	1:19.176	1.828	70.47	13:14:04.767

P15 144 Tim FOXLOW				
LAP	LAP TIME	DIFF	MPH	TIME OF DAY
1 -				12:41:20.665
2 -	1:22.272	4.147	67.82	12:42:42.937
3 -	6:42.275	5:24.150	13.87	12:49:25.212
4 -	1:18.633 (3)	0.508	70.96	12:50:43.845
5 -	1:22.983	4.858	67.24	12:52:06.828
6 -	11:17.603	9:59.478	8.23	13:03:24.431
7 -	<b>1:18.125 (1)</b>		<b>71.42</b>	<b>13:04:42.556</b>
8 -	1:18.544 (2)	0.419	71.04	13:06:01.100
9 -	1:20.209	2.084	69.56	13:07:21.309
10 -	1:19.793	1.668	69.93	13:08:41.102
11 -	1:18.999	0.874	70.63	13:10:00.101
12 -	1:19.959	1.834	69.78	13:11:20.060
13 -	1:25.693	7.568	65.11	13:12:45.753
14 -	1:23.347	5.222	66.94	13:14:09.100

P16 128 Lee BULL				
LAP	LAP TIME	DIFF	MPH	TIME OF DAY
1 -				12:41:29.860
2 -	1:24.686	5.057	65.89	12:42:54.546
3 -	6:35.911	5:16.282	14.09	12:49:30.457
4 -	1:21.127	1.498	68.78	12:50:51.584
5 -	1:21.988	2.359	68.05	12:52:13.572
6 -	11:20.869	10:01.240	8.19	13:03:34.441
7 -	1:22.152	2.523	67.92	13:04:56.593
8 -	1:20.206	0.577	69.57	13:06:16.799
9 -	1:20.125 (3)	0.496	69.64	13:07:36.924
10 -	1:20.729	1.100	69.12	13:08:57.653
11 -	<b>1:19.629 (1)</b>		<b>70.07</b>	<b>13:10:17.282</b>

# BARC NW Race Meeting - Anglesey - 7th/8th September 2024

## CNC Heads Sports / Saloon Car Championship

### QUALIFYING - LAP ANALYSIS

DIFF = Difference To Personal Best Lap

12 -	1:19.734 (2)	0.105	69.98	13:11:37.016
13 -	1:22.470	2.841	67.66	13:12:59.486
14 -	1:20.529	0.900	69.29	13:14:20.015

#### P17 98 Matthew JONES

LAP	LAP TIME	DIFF	MPH	TIME OF DAY
1 -				12:42:16.394
2 -	8:06.939	6:47.293	11.45	12:50:23.333
3 -	1:20.103 (3)	0.457	69.66	12:51:43.436
4 -	11:39.333	10:19.687	7.97	13:03:22.769
5 -	1:21.448	1.802	68.51	13:04:44.217
6 -	1:20.738	1.092	69.11	13:06:04.955
7 -	1:19.695 (2)	0.049	70.01	13:07:24.650
<b>8 -</b>	<b>1:19.646 (1)</b>		<b>70.06</b>	<b>13:08:44.296</b>
9 -	1:20.207	0.561	69.57	13:10:04.503
10 -	1:20.326	0.680	69.46	13:11:24.829
11 -	1:21.586	1.940	68.39	13:12:46.415
12 -	1:23.163	3.517	67.09	13:14:09.578

#### P18 118 Richard WALKER

LAP	LAP TIME	DIFF	MPH	TIME OF DAY
1 -				12:41:51.736
2 -	8:15.791	6:56.076	11.25	12:50:07.527
3 -	1:27.358	7.643	63.87	12:51:34.885
4 -	11:39.032	10:19.317	7.98	13:03:13.917
5 -	1:20.882	1.167	68.98	13:04:34.799
6 -	1:20.114 (2)	0.399	69.65	13:05:54.913
7 -	1:20.192 (3)	0.477	69.58	13:07:15.105
8 -	1:22.178	2.463	67.90	13:08:37.283
<b>9 -</b>	<b>1:19.715 (1)</b>		<b>69.99</b>	<b>13:09:56.998</b>
10 -	1:22.107	2.392	67.96	13:11:19.105
11 -	1:29.931	10.216	62.04	13:12:49.036

#### P19 176 Rob PHILLIPS

LAP	LAP TIME	DIFF	MPH	TIME OF DAY
1 -				12:41:43.836
2 -	8:03.264	6:43.447	11.54	12:49:47.100
3 -	1:22.335	2.518	67.77	12:51:09.435
4 -	12:36.954	11:17.137	7.37	13:03:46.389
5 -	1:30.733	10.916	61.49	13:05:17.122
6 -	1:27.649 P	7.832	63.66	13:06:44.771
7 -	1:53.072	33.255	49.34	13:08:37.843
8 -	1:19.904 (2)	0.087	69.83	13:09:57.747
<b>9 -</b>	<b>1:19.817 (1)</b>		<b>69.91</b>	<b>13:11:17.564</b>
10 -	1:20.846	1.029	69.02	13:12:38.410
11 -	1:20.486 (3)	0.669	69.32	13:13:58.896

#### P20 58 Ryan NELSON

LAP	LAP TIME	DIFF	MPH	TIME OF DAY
1 -				12:41:56.676
2 -	8:03.033	6:43.088	11.55	12:49:59.709
3 -	1:25.104	5.159	65.56	12:51:24.813
4 -	11:26.270	10:06.325	8.13	13:02:51.083
5 -	1:21.161	1.216	68.75	13:04:12.244
6 -	1:20.141 (2)	0.196	69.62	13:05:32.385
<b>7 -</b>	<b>1:19.945 (1)</b>		<b>69.79</b>	<b>13:06:52.330</b>
8 -	1:22.077	2.132	67.98	13:08:14.407
9 -	1:23.343	3.398	66.95	13:09:37.750
10 -	1:20.944	0.999	68.93	13:10:58.694
11 -	1:20.765 (3)	0.820	69.08	13:12:19.459
12 -	1:22.121	2.176	67.94	13:13:41.580

DIFF = Difference To Personal Best Lap

P21 88 Thomas FRANKLAND				
LAP	LAP TIME	DIFF	MPH	TIME OF DAY
1 -				12:41:39.274
2 -	8:06.004	6:45.613	11.48	12:49:45.278
3 -	1:21.919	1.528	68.11	12:51:07.197
4 -	12:37.502	11:17.111	7.36	13:03:44.699
5 -	1:21.141 (3)	0.750	68.76	13:05:05.840
6 -	1:21.823	1.432	68.19	13:06:27.663
7 -	1:21.076 (2)	0.685	68.82	13:07:48.739
<b>8 -</b>	<b>1:20.391 (1)</b>		<b>69.41</b>	<b>13:09:09.130</b>

#### P22 15 Julian WOOD

LAP	LAP TIME	DIFF	MPH	TIME OF DAY
1 -				12:41:30.569
2 -	1:25.051	4.377	65.60	12:42:55.620
3 -	6:40.982	5:20.308	13.91	12:49:36.602
4 -	1:22.098	1.424	67.96	12:50:58.700
5 -	12:45.420	11:24.746	7.29	13:03:44.120
6 -	1:24.451	3.777	66.07	13:05:08.571
7 -	1:24.713	4.039	65.86	13:06:33.284
8 -	1:20.742 (2)	0.068	69.10	13:07:54.026
9 -	1:21.313 (3)	0.639	68.62	13:09:15.339
<b>10 -</b>	<b>1:20.674 (1)</b>		<b>69.16</b>	<b>13:10:36.013</b>
11 -	1:22.885	2.211	67.32	13:11:58.898
12 -	1:22.222	1.548	67.86	13:13:21.120
13 -	1:21.652	0.978	68.33	13:14:42.772

#### P23 19 Duncan AUKLAND

LAP	LAP TIME	DIFF	MPH	TIME OF DAY
1 -				12:41:23.574
2 -	1:24.790	4.073	65.81	12:42:48.364
3 -	6:40.488	5:19.771	13.93	12:49:28.852
4 -	1:22.063 (3)	1.346	67.99	12:50:50.915
5 -	1:21.553 (2)	0.836	68.42	12:52:12.468
6 -	11:27.623	10:06.906	8.11	13:03:40.091
7 -	1:24.628	3.911	65.93	13:05:04.719
8 -	1:22.358	1.641	67.75	13:06:27.077
9 -	1:23.873	3.156	66.52	13:07:50.950
10 -	1:23.364	2.647	66.93	13:09:14.314
<b>11 -</b>	<b>1:20.717 (1)</b>		<b>69.13</b>	<b>13:10:35.031</b>
12 -	1:31.882	11.165	60.73	13:12:06.913
13 -	1:34.809	14.092	58.85	13:13:41.722

#### P24 77 Steven PARKER

LAP	LAP TIME	DIFF	MPH	TIME OF DAY
1 -				12:41:31.294
2 -	1:22.512	1.713	67.62	12:42:53.806
3 -	6:34.347	5:13.548	14.15	12:49:28.153
4 -	1:21.494	0.695	68.47	12:50:49.647
5 -	1:21.794	0.995	68.22	12:52:11.441
6 -	11:17.299	9:56.500	8.23	13:03:28.740
7 -	1:21.078 (2)	0.279	68.82	13:04:49.818
8 -	1:21.797	0.998	68.21	13:06:11.615
9 -	1:22.045	1.246	68.01	13:07:33.660
10 -	1:21.795	0.996	68.21	13:08:55.455
11 -	1:24.632	3.833	65.93	13:10:20.087
12 -	1:22.077	1.278	67.98	13:11:42.164
<b>13 -</b>	<b>1:20.799 (1)</b>		<b>69.06</b>	<b>13:13:02.963</b>
14 -	1:21.138 (3)	0.339	68.77	13:14:24.101

# BARC NW Race Meeting - Anglesey - 7th/8th September 2024

## CNC Heads Sports / Saloon Car Championship

### QUALIFYING - LAP ANALYSIS

DIFF = Difference To Personal Best Lap

<b>P25 79 Clive DIX</b>				
LAP	LAP TIME	DIFF	MPH	TIME OF DAY
1 -				12:42:04.814
2 -	8:09.388	6:48.443	11.40	12:50:14.202
3 -	<b>1:20.945 (1)</b>		<b>68.93</b>	<b>12:51:35.147</b>

<b>P26 36 Alek MODRO</b>				
LAP	LAP TIME	DIFF	MPH	TIME OF DAY
1 -				12:41:33.012
2 -	1:25.229	3.907	65.47	12:42:58.241
3 -	6:40.813	5:19.491	13.92	12:49:39.054
4 -	<b>1:21.322 (1)</b>		<b>68.61</b>	<b>12:51:00.376</b>
5 -	12:40.553	11:19.231	7.33	13:03:40.929
6 -	1:24.493 (3)	3.171	66.04	13:05:05.422
7 -	1:23.857 (2)	2.535	66.54	13:06:29.279
8 -	1:32.094 P	10.772	60.59	13:08:01.373

<b>P27 5 David JONES</b>				
LAP	LAP TIME	DIFF	MPH	TIME OF DAY
1 -				12:41:29.339
2 -	8:22.178	6:59.000	11.11	12:49:51.517
3 -	<b>1:23.178 (1)</b>		<b>67.08</b>	<b>12:51:14.695</b>

<b>P28 18 Jon MADOC JONES</b>				
LAP	LAP TIME	DIFF	MPH	TIME OF DAY
1 -				12:41:32.532
2 -	1:27.572	4.122	63.71	12:43:00.104
3 -	6:44.662	5:21.212	13.78	12:49:44.766
4 -	1:24.503	1.053	66.03	12:51:09.269
5 -	12:37.524	11:14.074	7.36	13:03:46.793
6 -	1:24.118 (3)	0.668	66.33	13:05:10.911
7 -	<b>1:23.450 (1)</b>		<b>66.86</b>	<b>13:06:34.361</b>
8 -	4:22.596 D		67.55	13:07:56.957
9 -	1:24.551	1.101	65.99	13:09:21.508
10 -	1:26.002	2.552	64.88	13:10:47.510
11 -	1:23.918 (2)	0.468	66.49	13:12:11.428
12 -	1:24.168	0.718	66.29	13:13:35.596

<b>P29 34 Helen ALLEN</b>				
LAP	LAP TIME	DIFF	MPH	TIME OF DAY
1 -				12:42:04.107
2 -	8:26.522	6:57.753	11.01	12:50:30.629
3 -	1:33.531	4.762	59.65	12:52:04.160
4 -	11:27.502	9:58.733	8.11	13:03:31.662
5 -	1:32.847	4.078	60.09	13:05:04.509
6 -	1:36.929	8.160	57.56	13:06:41.438
7 -	1:29.822	1.053	62.12	13:08:11.260
8 -	1:30.147	1.378	61.89	13:09:41.407
9 -	<b>1:28.769 (1)</b>		<b>62.86</b>	<b>13:11:10.176</b>
10 -	1:29.789 (3)	1.020	62.14	13:12:39.965
11 -	1:28.809 (2)	0.040	62.83	13:14:08.774

<b>P30 26 Louie DOBSON</b>				
LAP	LAP TIME	DIFF	MPH	TIME OF DAY
1 -				12:42:10.209
2 -	8:22.904	6:53.728	11.09	12:50:33.113
3 -	1:34.165	4.989	59.25	12:52:07.278
4 -	11:26.919	9:57.743	8.12	13:03:34.197
5 -	1:34.100	4.924	59.29	13:05:08.297
6 -	1:33.665	4.489	59.57	13:06:41.962

DIFF = Difference To Personal Best Lap

7 -	1:30.763 (3)	1.587	61.47	13:08:12.725
8 -	1:29.518 (2)	0.342	62.33	13:09:42.243
9 -	<b>1:29.176 (1)</b>		<b>62.57</b>	<b>13:11:11.419</b>
10 -	1:31.018	1.842	61.30	13:12:42.437
11 -	1:31.191	2.015	61.19	13:14:13.628

<b>P31 95 Ben ROBERTS</b>				
LAP	LAP TIME	DIFF	MPH	TIME OF DAY
1 -				<b>12:42:17.808</b>



# BARC NW Race Meeting - Anglesey - 7th/8th September 2024

## CNC Heads Sports / Saloon Car Championship

### QUALIFYING - STATISTICS

**Competitors Started** 31  
**Planned Start** 2024-09-07 @ 12:55:00.000  
**Actual Start** 2024-09-07 @ 12:39:41.478  
**Finish Time** 2024-09-07 @ 13:13:33.990  
**Track Length** 1.5500mi.  
**Total Laps** 345  
**Total Distance Covered** 534.7536mi.

### Session Fastest Lap History

NO	CL	NAME	LAP TIME	TIME OF DAY	LAP	VEHICLE
6	A	Simon ALLAWAY	1:12.700	12:42:20.113	2	Lotus Esprit V8
6	A	Simon ALLAWAY	1:12.028	13:04:01.869	6	Lotus Esprit V8
6	A	Simon ALLAWAY	1:11.751	13:05:13.620	7	Lotus Esprit V8

### Flag History

TYPE	TIME OF DAY
GREEN	12:39:41.478
RED	12:43:04.761
GREEN	12:47:48.699
RED	12:52:16.268
GREEN	13:01:18.720
FINISH	13:13:33.990

### Flag Statistics

TYPE	COUNT	TOTAL LAPS	TOTAL TIME
Green	3	15	22:24.752
Red	2	0	13:46.388
Safety Car	0	0	0.000
FCY	0	0	0.000

# BARC NW Race Meeting - Anglesey - 7th/8th September 2024

## CNC Heads Sports / Saloon Car Championship

### QUALIFYING - STATISTICS

CLASS : A

5 Starters

#### Fastest Lap History

NO	NAME	LAP TIME	TIME OF DAY	LAP	VEHICLE
6	Simon ALLAWAY	1:12.700	12:42:20.113	2	Lotus Esprit V8
6	Simon ALLAWAY	1:12.028	13:04:01.869	6	Lotus Esprit V8
6	Simon ALLAWAY	1:11.751	13:05:13.620	7	Lotus Esprit V8

# BARC NW Race Meeting - Anglesey - 7th/8th September 2024

## CNC Heads Sports / Saloon Car Championship

### QUALIFYING - STATISTICS

CLASS : B

11 Starters

#### Fastest Lap History

NO	NAME	LAP TIME	TIME OF DAY	LAP	VEHICLE
144	Tim FOXLOW	1:22.272	12:42:42.965	2	Ford Escort RSR
96	Bod BUCKBY	1:21.614	12:43:03.468	2	Caterham 7
99	Chris ROBERTS	1:16.864	12:50:32.751	3	Ginetta G40
39	Jamie CRYER	1:15.241	12:50:33.281	4	Ginetta G20
96	Bod BUCKBY	1:13.441	13:04:31.598	7	Caterham 7
29	Arron ARMIGER	1:13.210	13:04:50.626	5	Vauxhall Tigra
96	Bod BUCKBY	1:13.084	13:05:44.682	8	Caterham 7
29	Arron ARMIGER	1:12.665	13:06:03.290	6	Vauxhall Tigra
96	Bod BUCKBY	1:12.502	13:06:57.184	9	Caterham 7

# BARC NW Race Meeting - Anglesey - 7th/8th September 2024

## CNC Heads Sports / Saloon Car Championship

### QUALIFYING - STATISTICS

CLASS : D

8 Starters

#### Fastest Lap History

NO	NAME	LAP TIME	TIME OF DAY	LAP	VEHICLE
45	Oliver THOMAS	1:19.107	12:42:23.947	2	Subaru Impreza
45	Oliver THOMAS	1:17.006	12:50:32.079	4	Subaru Impreza
45	Oliver THOMAS	1:16.090	12:51:48.170	5	Subaru Impreza
45	Oliver THOMAS	1:16.001	13:05:42.475	8	Subaru Impreza

# BARC NW Race Meeting - Anglesey - 7th/8th September 2024

## CNC Heads Sports / Saloon Car Championship

### QUALIFYING - STATISTICS

CLASS : E

6 Starters

#### Fastest Lap History

NO	NAME	LAP TIME	TIME OF DAY	LAP	VEHICLE
128	Lee BULL	1:24.686	12:42:54.581	2	Renault Clio
128	Lee BULL	1:21.127	12:50:51.617	4	Renault Clio
55	Paul ROTHEROE	1:19.241	12:51:29.964	3	Citroen Xsara VTS
55	Paul ROTHEROE	1:17.732	13:04:09.388	5	Citroen Xsara VTS
55	Paul ROTHEROE	1:17.713	13:05:27.102	6	Citroen Xsara VTS
55	Paul ROTHEROE	1:17.153	13:06:44.254	7	Citroen Xsara VTS
55	Paul ROTHEROE	1:17.011	13:13:13.633	12	Citroen Xsara VTS
55	Paul ROTHEROE	1:16.892	13:14:30.525	13	Citroen Xsara VTS

# BARC NW Race Meeting - Anglesey - 7th/8th September 2024

## CNC Heads Sports / Saloon Car Championship

### QUALIFYING - STATISTICS

CLASS : F

1 Starters

#### Fastest Lap History

NO	NAME	LAP TIME	TIME OF DAY	LAP	VEHICLE
34	Helen ALLEN	1:33.531	12:52:04.196	3	Ford Fiesta Zetec S
34	Helen ALLEN	1:32.847	13:05:04.544	5	Ford Fiesta Zetec S
34	Helen ALLEN	1:29.822	13:08:11.293	7	Ford Fiesta Zetec S
34	Helen ALLEN	1:28.769	13:11:10.210	9	Ford Fiesta Zetec S

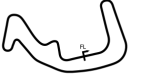
CNC Heads Sports / Saloon Car Championship

RACE 3 - GRID (20 minutes) - AMENDED

ROW 17			33	95	Ben ROBERTS		
ROW 16	32	26	1:29.176 Louie DOBSON	31	34	1:28.769 Helen ALLEN	
ROW 15		30	18	1:23.450 Jon MADOC JONES	29	5	1:23.178 David JONES
ROW 14	28	36	1:21.322 Alek MODRO	27	79	1:20.945 Clive DIX	
ROW 13		26	77	1:20.799 Steven PARKER	25	19	1:20.717 Duncan AUKLAND
ROW 12	24	15	1:20.674 Julian WOOD	23	88	1:20.391 Thomas FRANKLAND	
ROW 11		22	58	1:19.945 Ryan NELSON	21	176	1:19.817 Rob PHILLIPS
ROW 10	20	118	1:19.715 Richard WALKER	19	98	1:19.646 Matthew JONES	
ROW 9		18	128	1:19.629 Lee BULL	17	144	1:18.125 Tim FOXLOW
ROW 8	16	70	1:17.348 Philip WHITE	15	55	1:16.892 Paul ROTHEROE	
ROW 7		14	99	1:16.864 Chris ROBERTS	13	72	1:16.562 Mark PRIMETT
ROW 6	12	45	1:16.001 Oliver THOMAS	11	30	1:15.748 Robert WAKELIN	
ROW 5		10	39	1:15.241 Jamie CRYER	9	27	1:13.908 Garry WARDLE
ROW 4	8	181	1:13.074 Jim HUTCHINSON	7	4	1:13.071 Paul MASTERS	
ROW 3		6	29	1:12.665 Arron ARMIGER	5	96	1:12.502 Bod BUCKBY
ROW 2	4	123	1:12.432 Richard WOOD	3	6	1:11.751 Simon ALLAWAY	
ROW 1		2		1		Pole	

These results are provisional until the conclusion of any judicial and technical matters.

Anglesey Coastal: 1.5500 miles

Clerk Of Course: Mark Mitchell	Stewards:	Timekeeper: Richard Evans	
--------------------------------	-----------	---------------------------	---

Results can be found at [www.tsl-timing.com](http://www.tsl-timing.com)

Printed - 14:38 Saturday, 07 September 2024



CNC Heads Sports / Saloon Car Championship

RACE 8 - GRID (20 minutes) - AMENDED

ROW 15			29	<b>95</b>	Ben ROBERTS		
ROW 14	28	<b>5</b>	David JONES	27	<b>79</b>	Clive DIX	
ROW 13		26	<b>99</b>	Chris ROBERTS	25	<b>26</b>	1:29.518 Louie DOBSON
ROW 12	24	<b>34</b>	1:28.809 Helen ALLEN	23	<b>18</b>	1:23.918 Jon MADOC JONES	
ROW 11		22	<b>36</b>	1:23.857 Alek MODRO	21	<b>19</b>	1:21.553 Duncan AUKLAND
ROW 10	20	<b>77</b>	1:21.078 Steven PARKER	19	<b>88</b>	1:21.076 Thomas FRANKLAND	
ROW 9		18	<b>15</b>	1:20.742 Julian WOOD	17	<b>58</b>	1:20.141 Ryan NELSON
ROW 8	16	<b>118</b>	1:20.114 Richard WALKER	15	<b>176</b>	1:19.904 Rob PHILLIPS	
ROW 7		14	<b>128</b>	1:19.734 Lee BULL	13	<b>98</b>	1:19.695 Matthew JONES
ROW 6	12	<b>144</b>	1:18.544 Tim FOXLOW	11	<b>70</b>	1:17.511 Philip WHITE	
ROW 5		10	<b>72</b>	1:17.173 Mark PRIMETT	9	<b>55</b>	1:17.011 Paul ROTHEROE
ROW 4	8	<b>30</b>	1:16.253 Robert WAKELIN	7	<b>45</b>	1:16.090 Oliver THOMAS	
ROW 3		6	<b>39</b>	1:15.470 Jamie CRYER	5	<b>27</b>	1:14.896 Garry WARDLE
ROW 2	4	<b>4</b>	1:13.168 Paul MASTERS	3	<b>181</b>	1:13.134 Jim HUTCHINSON	
ROW 1		2	<b>29</b>	1:13.037 Arron ARMIGER	1	<b>96</b>	1:12.989 Bod BUCKBY

Pole

Comments:  
#6 & #123 - Withdrawn

These results are provisional until the conclusion of any judicial and technical matters.

Anglesey Coastal: 1.5500 miles

Clerk Of Course: Mark Mitchell	Stewards:	Timekeeper: Richard Evans	
--------------------------------	-----------	---------------------------	---

Results can be found at [www.tsl-timing.com](http://www.tsl-timing.com)

Printed - 09:37 Sunday, 08 September 2024



# BARC NW Race Meeting - Anglesey - 7th/8th September 2024



CNC engineered gas  
flowed cylinder heads  
cncheads.co.uk

Sports/Saloon Car Championship Organised by the British Automobile Racing Club (NW Centre)

## CNC Heads Sports / Saloon Car Championship

### RACE 3 - CLASSIFICATION

Race Distance: 10 Laps / 15.50 miles

POS	NO	CL	PIC	NAME	ENTRY	LAPS	TIME	GAP	DIFF	MPH	BEST	ON	GRD	↑↓
1	181	A	1	Jim HUTCHINSON	Ford Escort RSR	10	12:13.060			76.11	1:12.417	4	2	1
2	6	A	2	Simon ALLAWAY	Lotus Esprit V8	10	12:18.252	5.192	5.192	75.58	1:11.826	2	1	-1
3	96	B	1	Bod BUCKBY	Caterham 7	10	12:19.057	5.997	0.805	75.50	1:12.449	5	3	0
4	123	A	3	Richard WOOD	Kia Solution F	10	12:19.502	6.442	0.445	75.45	1:11.570	6	5	1
5	4	B	2	Paul MASTERS	Westfield Wide body	10	12:23.919	10.859	4.417	75.00	1:12.923	3	6	1
6	27	A	4	Garry WARDLE	Seat TCR	10	12:37.356	24.296	13.437	73.67	1:14.188	4	10	4
7	39	B	3	Jamie CRYER	Ginetta G20	10	12:44.579	31.519	7.223	72.98	1:14.801	2	8	1
8	30	B	4	Robert WAKELIN	Peugeot 205	10	12:48.704	35.644	4.125	72.59	1:15.638	8	11	3
9	72	B	5	Mark PRIMETT	Banks Lotus Europa	10	13:02.190	49.130	13.486	71.33	1:16.579	3	12	3
10	144	B	6	Tim FOXLOW	Ford Escort RSR	10	13:07.502	54.442	5.312	70.85	1:16.903	3	15	5
11	55	E	1	Paul ROTHEROE	Citroen Xsara VTS	10	13:07.840	54.780	0.338	70.82	1:17.343	5	14	3
12	77	D	1	Steven PARKER	Ford Fiesta	10	13:13.926	1:00.866	6.086	70.28	1:17.792	5	16	4
13	36	B	7	Alek MODRO	Ford Fiesta ST150	9	12:11.796	1 Lap	1 Lap	68.62	1:19.578	3	23	10
14	98	E	2	Matthew JONES	Ford Focus	9	12:12.683	1 Lap	0.887	68.54	1:19.586	6	21	7
15	118	D	2	Richard WALKER	Mini F56 Challenge	9	12:16.593	1 Lap	3.910	68.17	1:19.459	9	24	9
16	19	A	5	Duncan AUKLAND	Proton Putra	9	12:22.130	1 Lap	5.537	67.67	1:19.388	3	19	3
17	176	E	3	Rob PHILLIPS	Honda Civic	9	12:22.605	1 Lap	0.475	67.62	1:20.311	2	18	1
18	128	E	4	Lee BULL	Renault Clio	9	12:23.188	1 Lap	0.583	67.57	1:20.475	2	17	-1
19	18	D	3	Jon MADOC JONES	BMW E46 330 Ci	9	12:41.190	1 Lap	18.002	65.97	1:22.563	9	25	6
20	15	E	5	Julian WOOD	BMW Compact	9	12:41.860	1 Lap	0.670	65.91	1:21.763	8	26	6
21	26	E	6	Louie DOBSON	Ford Fiesta st 150	9	13:07.171	1 Lap	25.311	63.79	1:25.379	3	27	6
22	34	F	1	Helen ALLEN	Ford Fiesta Zetec S	8	12:23.674	2 Laps	1 Lap	60.02	1:26.870	7	28	6

#### NOT CLASSIFIED

DNF	95	B		Ben ROBERTS	Locost 7 RR	9	11:09.044	1 Lap	0.000	75.06	1:12.708	2	7	
DNF	99	B		Chris ROBERTS	Ginetta G40	6	7:58.469	4 Laps	3 Laps	69.97	1:16.476	5	13	
DNF	58	D		Ryan NELSON	Mini Cooper	2	3:24.573	8 Laps	4 Laps	54.55	1:43.308	1	22	
DNF	79	D		Clive DIX	Mazda RX7 FD	1	1:49.175	9 Laps	1 Lap	51.11			20	

#### NOT STARTED

NS	29	B		Arron ARMIGER	Vauxhall Tigra									4
NS	45	D		Oliver THOMAS	Subaru Impreza									9
NS	5	D		David JONES	Ford Focus Mk1 RS									
NS	70	D		Philip WHITE	BMW 325ci									
NS	88	B		Thomas FRANKLAND	Renault 5GT									

#### FASTEST LAP

123	A			Richard WOOD	Kia Solution F	6	1:11.570			77.96 mph				125.47 kph
96	B			Bod BUCKBY	Caterham 7	5	1:12.449			77.02 mph				123.95 kph
55	E			Paul ROTHEROE	Citroen Xsara VTS	5	1:17.343			72.14 mph				116.10 kph
77	D			Steven PARKER	Ford Fiesta	5	1:17.792			71.73 mph				115.43 kph
34	F			Helen ALLEN	Ford Fiesta Zetec S	7	1:26.870			64.23 mph				103.37 kph

Weather / Track : Overcast / Dry

These results are provisional until the conclusion of any judicial and technical matters.

Date: 07/09/2024 Start: 16:26 Finish: 16:38

Anglesey Coastal: 1.5500 miles

Clerk Of Course: Mark Mitchell	Stewards:	Timekeeper: Richard Evans	
--------------------------------	-----------	---------------------------	--

Results can be found at [www.tsl-timing.com](http://www.tsl-timing.com)

Printed - 16:40 Saturday, 07 September 2024



# BARC NW Race Meeting - Anglesey - 7th/8th September 2024

## CNC Heads Sports / Saloon Car Championship

### RACE 3 - LAP CHART

LAP 1 @ 16:27:29.590			LAP 2 @ 16:28:41.889			LAP 3 @ 16:29:54.539			LAP 4 @ 16:31:06.983			LAP 5 @ 16:32:20.938		
NO	BEHIND	LAP TIME	NO	BEHIND	LAP TIME	NO	BEHIND	LAP TIME	NO	BEHIND	LAP TIME	NO	BEHIND	LAP TIME
181		1:13.933	6		1:11.826	6		1:12.650	6		1:12.444	6		1:13.955
6	0.473	1:14.406	181	0.466	1:12.765	181	0.708	1:12.892	181	0.681	1:12.417	181	0.334	1:13.608
95	2.005	1:15.938	95	2.414	1:12.708	95	3.219	1:13.455	95	4.031	1:13.256	95	3.473	1:13.397
4	3.924	1:17.857	96	5.114	1:13.210	96	5.056	1:12.592	96	5.577	1:12.965	96	4.071	1:12.449
96	4.203	1:18.136	4	5.854	1:14.229	4	6.127	1:12.923	4	7.026	1:13.343	4	6.995	1:13.924
39	5.176	1:19.109	39	7.678	1:14.801	39	10.602	1:15.574	123	11.135	1:12.785	123	9.293	1:12.113
72	8.426	1:22.359	123	11.812	1:14.910	123	10.794	1:11.632	39	14.246	1:16.088	34	1 Lap	1:33.237
27	8.634	1:22.567	27	12.604	1:16.269	27	14.197	1:14.243	27	15.941	1:14.188	39	16.372	1:16.081
30	8.997	1:22.930	30	13.325	1:16.627	30	16.681	1:16.006	30	19.944	1:15.707	27	16.620	1:14.634
123	9.201	1:23.134	72	14.286	1:18.159	72	18.215	1:16.579	72	22.863	1:17.092	30	21.960	1:15.971
99	9.767	1:23.700	144	15.251	1:17.303	144	19.504	1:16.903	99	24.809	1:17.426	72	25.910	1:17.002
144	10.247	1:24.180	99	15.629	1:18.161	99	19.827	1:16.848	144	25.855	1:18.795	99	27.330	1:16.476
77	11.128	1:25.061	77	16.879	1:18.050	77	22.120	1:17.891	77	27.660	1:17.984	144	29.804	1:17.904
55	11.476	1:25.409	55	17.097	1:17.920	55	22.616	1:18.169	55	28.160	1:17.988	77	31.497	1:17.792
128	12.986	1:26.919	128	21.162	1:20.475	128	29.801	1:21.289	128	38.833	1:21.476	55	31.548	1:17.343
176	13.531	1:27.464	176	21.543	1:20.311	176	30.131	1:21.238	98	39.196	1:21.075	98	45.541	1:20.300
98	14.086	1:28.019	98	22.127	1:20.340	98	30.565	1:21.088	176	39.804	1:22.117	36	46.500	1:20.194
36	17.168	1:31.101	36	24.889	1:20.020	36	31.817	1:19.578	36	40.261	1:20.888	128	47.866	1:22.988
19	18.471	1:32.404	19	25.707	1:19.535	19	32.445	1:19.388	19	40.688	1:20.687	176	48.152	1:22.303
18	20.012	1:33.945	118	29.092	1:20.974	118	36.612	1:20.170	118	43.744	1:19.576	19	48.557	1:21.824
118	20.417	1:34.350	18	30.665	1:22.952	18	40.901	1:22.886	18	51.524	1:23.067	118	49.294	1:19.505
26	22.233	1:36.166	15	34.801	1:24.593	15	44.712	1:22.561	15	54.969	1:22.701	18	1:01.571	1:24.002
15	22.507	1:36.440	26	35.946	1:26.012	26	48.675	1:25.379	26	1:02.499	1:26.268	15	1:03.058	1:22.044
34	28.425	1:42.358	34	47.960	1:31.834	34	1:04.149	1:28.839						
58	29.375	1:43.308	58	58.341	1:41.265 P									
79	35.242	1:49.175 P												

# BARC NW Race Meeting - Anglesey - 7th/8th September 2024

## CNC Heads Sports / Saloon Car Championship

### RACE 3 - LAP CHART

LAP 6 @ 16:33:34.069			LAP 7 @ 16:34:46.988			LAP 8 @ 16:36:00.964			LAP 9 @ 16:37:14.765			LAP 10 @ 16:38:28.717		
NO	BEHIND	LAP TIME	NO	BEHIND	LAP TIME	NO	BEHIND	LAP TIME	NO	BEHIND	LAP TIME	NO	BEHIND	LAP TIME
181		1:12.797	6		1:12.694	181		1:13.643	181		1:13.801	181		1:13.952
6	0.225	1:13.356	181	0.333	1:13.252	6	0.911	1:14.887	19	1 Lap	1:22.112	118	1 Lap	1:19.459
26	1 Lap	1:27.232	95	4.662	1:13.740	95	4.740	1:14.054	176	1 Lap	1:23.208	6	5.192	1:15.964
95	3.841	1:13.499	96	5.503	1:14.014	96	5.170	1:13.643	6	3.180	1:16.070	96	5.997	1:15.189
96	4.408	1:13.468	4	8.106	1:13.588	123	7.245	1:12.834	96	4.760	1:13.391	123	6.442	1:14.225
4	7.437	1:13.573	123	8.387	1:13.574	4	8.402	1:14.272	123	6.169	1:12.725	19	1 Lap	1:22.544
123	7.732	1:11.570	26	1 Lap	1:27.719	18	1 Lap	1:25.391	4	7.753	1:13.152	176	1 Lap	1:22.739
27	18.064	1:14.575	27	19.814	1:14.669	15	1 Lap	1:26.519	95	9.936	1:18.997 P	128	1 Lap	1:24.353
39	20.127	1:16.886	39	23.610	1:16.402	27	21.252	1:15.414	18	1 Lap	1:22.698	34	2 Laps	1:34.082
30	25.726	1:16.897	30	29.055	1:16.248	39	25.883	1:16.249	15	1 Lap	1:21.763	4	10.859	1:17.058
72	31.028	1:18.249	72	34.852	1:16.743	26	1 Lap	1:26.176	27	22.304	1:14.853	27	24.296	1:15.944
34	1 Lap	1:35.099	144	40.193	1:17.495	30	30.717	1:15.638	39	27.978	1:15.896	18	1 Lap	1:22.563
144	35.617	1:18.944	55	40.752	1:17.497	72	39.135	1:18.259	30	33.027	1:16.111	15	1 Lap	1:22.755
55	36.174	1:17.757	77	44.347	1:19.600	144	44.121	1:17.904	26	1 Lap	1:26.020	39	31.519	1:17.493
77	37.666	1:19.300	34	1 Lap	1:31.355	55	44.563	1:17.787	72	43.228	1:17.894	30	35.644	1:16.569
99	40.057	1:25.858	36	1:00.620	1:20.416	77	48.961	1:18.590	144	49.239	1:18.919	72	49.130	1:19.854
98	51.996	1:19.586	98	1:00.968	1:21.891	34	1 Lap	1:26.870	55	49.658	1:18.896	26	1 Lap	1:26.199
36	53.123	1:19.754	128	1:04.883	1:20.973	36	1:06.561	1:19.917	77	55.032	1:19.872	144	54.442	1:19.155
128	56.829	1:22.094	176	1:05.327	1:21.020	98	1:07.691	1:20.699	36	1:12.688	1:19.928	55	54.780	1:19.074
176	57.226	1:22.205	118	1:05.634	1:20.685	118	1:11.827	1:20.169	98	1:13.575	1:19.685	77	1:00.866	1:19.786
118	57.868	1:21.705	19	1:06.143	1:21.139	128	1:13.528	1:22.621						
19	57.923	1:22.497												
18	1:12.126	1:23.686												
15	1:12.411	1:22.484												

# BARC NW Race Meeting - Anglesey - 7th/8th September 2024

## CNC Heads Sports / Saloon Car Championship

### RACE 3 - LAP ANALYSIS

DIFF = Difference To Personal Best Lap

P1 181 Jim HUTCHINSON				
LAP	LAP TIME	DIFF	MPH	TIME OF DAY
1 -	1:13.933	1.516	75.47	16:27:29.590
2 -	1:12.765 (2)	0.348	76.68	16:28:42.355
3 -	1:12.892	0.475	76.55	16:29:55.247
4 -	<b>1:12.417 (1)</b>		<b>77.05</b>	<b>16:31:07.664</b>
5 -	1:13.608	1.191	75.80	16:32:21.272
6 -	1:12.797 (3)	0.380	76.65	16:33:34.069
7 -	1:13.252	0.835	76.17	16:34:47.321
8 -	1:13.643	1.226	75.77	16:36:00.964
9 -	1:13.801	1.384	75.60	16:37:14.765
10 -	1:13.952	1.535	75.45	16:38:28.717

P2 6 Simon ALLAWAY				
LAP	LAP TIME	DIFF	MPH	TIME OF DAY
1 -	1:14.406	2.580	74.99	16:27:30.063
2 -	<b>1:11.826 (1)</b>		<b>77.68</b>	<b>16:28:41.889</b>
3 -	1:12.650 (3)	0.824	76.80	16:29:54.539
4 -	1:12.444 (2)	0.618	77.02	16:31:06.983
5 -	1:13.955	2.129	75.45	16:32:20.938
6 -	1:13.356	1.530	76.06	16:33:34.294
7 -	1:12.694	0.868	76.76	16:34:46.988
8 -	1:14.887	3.061	74.51	16:36:01.875
9 -	1:16.070	4.244	73.35	16:37:17.945
10 -	1:15.964	4.138	73.45	16:38:33.909

P3 96 Bod BUCKBY				
LAP	LAP TIME	DIFF	MPH	TIME OF DAY
1 -	1:18.136	5.687	71.41	16:27:33.793
2 -	1:13.210	0.761	76.21	16:28:47.003
3 -	1:12.592 (2)	0.143	76.86	16:29:59.595
4 -	1:12.965 (3)	0.516	76.47	16:31:12.560
5 -	<b>1:12.449 (1)</b>		<b>77.02</b>	<b>16:32:25.009</b>
6 -	1:13.468	1.019	75.95	16:33:38.477
7 -	1:14.014	1.565	75.39	16:34:52.491
8 -	1:13.643	1.194	75.77	16:36:06.134
9 -	1:13.391	0.942	76.03	16:37:19.525
10 -	1:15.189	2.740	74.21	16:38:34.714

P4 123 Richard WOOD				
LAP	LAP TIME	DIFF	MPH	TIME OF DAY
1 -	1:23.134	11.564	67.12	16:27:38.791
2 -	1:14.910	3.340	74.48	16:28:53.701
3 -	1:11.632 (2)	0.062	77.89	16:30:05.333
4 -	1:12.785	1.215	76.66	16:31:18.118
5 -	1:12.113 (3)	0.543	77.37	16:32:30.231
6 -	<b>1:11.570 (1)</b>		<b>77.96</b>	<b>16:33:41.801</b>
7 -	1:13.574	2.004	75.84	16:34:55.375
8 -	1:12.834	1.264	76.61	16:36:08.209
9 -	1:12.725	1.155	76.72	16:37:20.934
10 -	1:14.225	2.655	75.17	16:38:35.159

P5 4 Paul MASTERS				
LAP	LAP TIME	DIFF	MPH	TIME OF DAY
1 -	1:17.857	4.934	71.66	16:27:33.514
2 -	1:14.229	1.306	75.17	16:28:47.743
3 -	<b>1:12.923 (1)</b>		<b>76.51</b>	<b>16:30:00.666</b>
4 -	1:13.343 (3)	0.420	76.08	16:31:14.009
5 -	1:13.924	1.001	75.48	16:32:27.933
6 -	1:13.573	0.650	75.84	16:33:41.506
7 -	1:13.588	0.665	75.82	16:34:55.094

DIFF = Difference To Personal Best Lap

8 -	1:14.272	1.349	75.12	16:36:09.366
9 -	1:13.152 (2)	0.229	76.28	16:37:22.518
10 -	1:17.058	4.135	72.41	16:38:39.576

P6 27 Garry WARDLE				
LAP	LAP TIME	DIFF	MPH	TIME OF DAY
1 -	1:22.567	8.379	67.58	16:27:38.224
2 -	1:16.269	2.081	73.16	16:28:54.493
3 -	1:14.243 (2)	0.055	75.15	16:30:08.736
4 -	<b>1:14.188 (1)</b>		<b>75.21</b>	<b>16:31:22.924</b>
5 -	1:14.634	0.446	74.76	16:32:37.558
6 -	1:14.575 (3)	0.387	74.82	16:33:52.133
7 -	1:14.669	0.481	74.73	16:35:06.802
8 -	1:15.414	1.226	73.99	16:36:22.216
9 -	1:14.853	0.665	74.54	16:37:37.069
10 -	1:15.944	1.756	73.47	16:38:53.013

P7 39 Jamie CRYER				
LAP	LAP TIME	DIFF	MPH	TIME OF DAY
1 -	1:19.109	4.308	70.53	16:27:34.766
2 -	<b>1:14.801 (1)</b>		<b>74.59</b>	<b>16:28:49.567</b>
3 -	1:15.574 (2)	0.773	73.83	16:30:05.141
4 -	1:16.088	1.287	73.33	16:31:21.229
5 -	1:16.081	1.280	73.34	16:32:37.310
6 -	1:16.886	2.085	72.57	16:33:54.196
7 -	1:16.402	1.601	73.03	16:35:10.598
8 -	1:16.249	1.448	73.18	16:36:26.847
9 -	1:15.896 (3)	1.095	73.52	16:37:42.743
10 -	1:17.493	2.692	72.00	16:39:00.236

P8 30 Robert WAKELIN				
LAP	LAP TIME	DIFF	MPH	TIME OF DAY
1 -	1:22.930	7.292	67.28	16:27:38.587
2 -	1:16.627	0.989	72.82	16:28:55.214
3 -	1:16.006	0.368	73.41	16:30:11.220
4 -	1:15.707 (2)	0.069	73.70	16:31:26.927
5 -	1:15.971 (3)	0.333	73.44	16:32:42.898
6 -	1:16.897	1.259	72.56	16:33:59.795
7 -	1:16.248	0.610	73.18	16:35:16.043
8 -	<b>1:15.638 (1)</b>		<b>73.77</b>	<b>16:36:31.681</b>
9 -	1:16.111	0.473	73.31	16:37:47.792
10 -	1:16.569	0.931	72.87	16:39:04.361

P9 72 Mark PRIMETT				
LAP	LAP TIME	DIFF	MPH	TIME OF DAY
1 -	1:22.359	5.780	67.75	16:27:38.016
2 -	1:18.159	1.580	71.39	16:28:56.175
3 -	<b>1:16.579 (1)</b>		<b>72.86</b>	<b>16:30:12.754</b>
4 -	1:17.092	0.513	72.38	16:31:29.846
5 -	1:17.002 (3)	0.423	72.46	16:32:46.848
6 -	1:18.249	1.670	71.31	16:34:05.097
7 -	1:16.743 (2)	0.164	72.71	16:35:21.840
8 -	1:18.259	1.680	71.30	16:36:40.099
9 -	1:17.894	1.315	71.63	16:37:57.993
10 -	1:19.854	3.275	69.87	16:39:17.847

P10 144 Tim FOXLOW				
LAP	LAP TIME	DIFF	MPH	TIME OF DAY
1 -	1:24.180	7.277	66.28	16:27:39.837
2 -	1:17.303 (2)	0.400	72.18	16:28:57.140
3 -	<b>1:16.903 (1)</b>		<b>72.55</b>	<b>16:30:14.043</b>

# BARC NW Race Meeting - Anglesey - 7th/8th September 2024

## CNC Heads Sports / Saloon Car Championship

### RACE 3 - LAP ANALYSIS

DIFF = Difference To Personal Best Lap

4 -	1:18.795	1.892	70.81	16:31:32.838
5 -	1:17.904	1.001	71.62	16:32:50.742
6 -	1:18.944	2.041	70.68	16:34:09.686
7 -	1:17.495 (3)	0.592	72.00	16:35:27.181
8 -	1:17.904	1.001	71.62	16:36:45.085
9 -	1:18.919	2.016	70.70	16:38:04.004
10 -	1:19.155	2.252	70.49	16:39:23.159

#### P11 55 Paul ROTHEROE

LAP	LAP TIME	DIFF	MPH	TIME OF DAY
1 -	1:25.409	8.066	65.33	16:27:41.066
2 -	1:17.920	0.577	71.61	16:28:58.986
3 -	1:18.169	0.826	71.38	16:30:17.155
4 -	1:17.988	0.645	71.54	16:31:35.143
5 -	<b>1:17.343 (1)</b>		<b>72.14</b>	<b>16:32:52.486</b>
6 -	1:17.757 (3)	0.414	71.76	16:34:10.243
7 -	1:17.497 (2)	0.154	72.00	16:35:27.740
8 -	1:17.787	0.444	71.73	16:36:45.527
9 -	1:18.896	1.553	70.72	16:38:04.423
10 -	1:19.074	1.731	70.56	16:39:23.497

#### P12 77 Steven PARKER

LAP	LAP TIME	DIFF	MPH	TIME OF DAY
1 -	1:25.061	7.269	65.59	16:27:40.718
2 -	1:18.050	0.258	71.49	16:28:58.768
3 -	1:17.891 (2)	0.099	71.63	16:30:16.659
4 -	1:17.984 (3)	0.192	71.55	16:31:34.643
5 -	<b>1:17.792 (1)</b>		<b>71.73</b>	<b>16:32:52.435</b>
6 -	1:19.300	1.508	70.36	16:34:11.735
7 -	1:19.600	1.808	70.10	16:35:31.335
8 -	1:18.590	0.798	71.00	16:36:49.925
9 -	1:19.872	2.080	69.86	16:38:09.797
10 -	1:19.786	1.994	69.93	16:39:29.583

#### P13 36 Alek MODRO

LAP	LAP TIME	DIFF	MPH	TIME OF DAY
1 -	1:31.101	11.523	61.25	16:27:46.758
2 -	1:20.020	0.442	69.73	16:29:06.778
3 -	<b>1:19.578 (1)</b>		<b>70.12</b>	<b>16:30:26.356</b>
4 -	1:20.888	1.310	68.98	16:31:47.244
5 -	1:20.194	0.616	69.58	16:33:07.438
6 -	1:19.754 (2)	0.176	69.96	16:34:27.192
7 -	1:20.416	0.838	69.38	16:35:47.608
8 -	1:19.917 (3)	0.339	69.82	16:37:07.525
9 -	1:19.928	0.350	69.81	16:38:27.453

#### P14 98 Matthew JONES

LAP	LAP TIME	DIFF	MPH	TIME OF DAY
1 -	1:28.019	8.433	63.39	16:27:43.676
2 -	1:20.340	0.754	69.45	16:29:04.016
3 -	1:21.088	1.502	68.81	16:30:25.104
4 -	1:21.075	1.489	68.82	16:31:46.179
5 -	1:20.300 (3)	0.714	69.48	16:33:06.479
6 -	<b>1:19.586 (1)</b>		<b>70.11</b>	<b>16:34:26.065</b>
7 -	1:21.891	2.305	68.13	16:35:47.956
8 -	1:20.699	1.113	69.14	16:37:08.655
9 -	1:19.685 (2)	0.099	70.02	16:38:28.340

#### P15 118 Richard WALKER

LAP	LAP TIME	DIFF	MPH	TIME OF DAY
1 -	1:34.350	14.891	59.14	16:27:50.007

DIFF = Difference To Personal Best Lap

2 -	1:20.974	1.515	68.91	16:29:10.981
3 -	1:20.170	0.711	69.60	16:30:31.151
4 -	1:19.576 (3)	0.117	70.12	16:31:50.727
5 -	1:19.505 (2)	0.046	70.18	16:33:10.232
6 -	1:21.705	2.246	68.29	16:34:31.937
7 -	1:20.685	1.226	69.15	16:35:52.622
8 -	1:20.169	0.710	69.60	16:37:12.791
9 -	<b>1:19.459 (1)</b>		<b>70.22</b>	<b>16:38:32.250</b>

#### P16 19 Duncan AUKLAND

LAP	LAP TIME	DIFF	MPH	TIME OF DAY
1 -	1:32.404	13.016	60.38	16:27:48.061
2 -	1:19.535 (2)	0.147	70.15	16:29:07.596
3 -	<b>1:19.388 (1)</b>		<b>70.28</b>	<b>16:30:26.984</b>
4 -	1:20.687 (3)	1.299	69.15	16:31:47.671
5 -	1:21.824	2.436	68.19	16:33:09.495
6 -	1:22.497	3.109	67.63	16:34:31.992
7 -	1:21.139	1.751	68.77	16:35:53.131
8 -	1:22.112	2.724	67.95	16:37:15.243
9 -	1:22.544	3.156	67.60	16:38:37.787

#### P17 176 Rob PHILLIPS

LAP	LAP TIME	DIFF	MPH	TIME OF DAY
1 -	1:27.464	7.153	63.79	16:27:43.121
2 -	<b>1:20.311 (1)</b>		<b>69.48</b>	<b>16:29:03.432</b>
3 -	1:21.238 (3)	0.927	68.68	16:30:24.670
4 -	1:22.117	1.806	67.95	16:31:46.787
5 -	1:22.303	1.992	67.79	16:33:09.090
6 -	1:22.205	1.894	67.87	16:34:31.295
7 -	1:21.020 (2)	0.709	68.87	16:35:52.315
8 -	1:23.208	2.897	67.06	16:37:15.523
9 -	1:22.739	2.428	67.44	16:38:38.262

#### P18 128 Lee BULL

LAP	LAP TIME	DIFF	MPH	TIME OF DAY
1 -	1:26.919	6.444	64.19	16:27:42.576
2 -	<b>1:20.475 (1)</b>		<b>69.33</b>	<b>16:29:03.051</b>
3 -	1:21.289 (3)	0.814	68.64	16:30:24.340
4 -	1:21.476	1.001	68.48	16:31:45.816
5 -	1:22.988	2.513	67.23	16:33:08.804
6 -	1:22.094	1.619	67.97	16:34:30.898
7 -	1:20.973 (2)	0.498	68.91	16:35:51.871
8 -	1:22.621	2.146	67.53	16:37:14.492
9 -	1:24.353	3.878	66.15	16:38:38.845

#### P19 18 Jon MADOC JONES

LAP	LAP TIME	DIFF	MPH	TIME OF DAY
1 -	1:33.945	11.382	59.39	16:27:49.602
2 -	1:22.952	0.389	67.26	16:29:12.554
3 -	1:22.886 (3)	0.323	67.32	16:30:35.440
4 -	1:23.067	0.504	67.17	16:31:58.507
5 -	1:24.002	1.439	66.42	16:33:22.509
6 -	1:23.686	1.123	66.67	16:34:46.195
7 -	1:25.391	2.828	65.34	16:36:11.586
8 -	1:22.698 (2)	0.135	67.47	16:37:34.284
9 -	<b>1:22.563 (1)</b>		<b>67.58</b>	<b>16:38:56.847</b>

#### P20 15 Julian WOOD

LAP	LAP TIME	DIFF	MPH	TIME OF DAY
1 -	1:36.440	14.677	57.85	16:27:52.097
2 -	1:24.593	2.830	65.96	16:29:16.690

# BARC NW Race Meeting - Anglesey - 7th/8th September 2024

## CNC Heads Sports / Saloon Car Championship

### RACE 3 - LAP ANALYSIS

DIFF = Difference To Personal Best Lap

3 -	1:22.561	0.798	67.58	16:30:39.251
4 -	1:22.701	0.938	67.47	16:32:01.952
5 -	1:22.044 (2)	0.281	68.01	16:33:23.996
6 -	1:22.484 (3)	0.721	67.64	16:34:46.480
7 -	1:26.519	4.756	64.49	16:36:12.999
<b>8 -</b>	<b>1:21.763 (1)</b>		<b>68.24</b>	<b>16:37:34.762</b>
9 -	1:22.755	0.992	67.42	16:38:57.517

#### P21 26 Louie DOBSON

LAP	LAP TIME	DIFF	MPH	TIME OF DAY
1 -	1:36.166	10.787	58.02	16:27:51.823
2 -	1:26.012 (2)	0.633	64.87	16:29:17.835
<b>3 -</b>	<b>1:25.379 (1)</b>		<b>65.35</b>	<b>16:30:43.214</b>
4 -	1:26.268	0.889	64.68	16:32:09.482
5 -	1:27.232	1.853	63.96	16:33:36.714
6 -	1:27.719	2.340	63.61	16:35:04.433
7 -	1:26.176	0.797	64.75	16:36:30.609
8 -	1:26.020 (3)	0.641	64.86	16:37:56.629
9 -	1:26.199	0.820	64.73	16:39:22.828

#### P22 34 Helen ALLEN

LAP	LAP TIME	DIFF	MPH	TIME OF DAY
1 -	1:42.358	15.488	54.51	16:27:58.015
2 -	1:31.834	4.964	60.76	16:29:29.849
3 -	1:28.839 (2)	1.969	62.81	16:30:58.688
4 -	1:33.237	6.367	59.84	16:32:31.925
5 -	1:35.099	8.229	58.67	16:34:07.024
6 -	1:31.355 (3)	4.485	61.08	16:35:38.379
<b>7 -</b>	<b>1:26.870 (1)</b>		<b>64.23</b>	<b>16:37:05.249</b>
8 -	1:34.082	7.212	59.31	16:38:39.331

#### P23 95 Ben ROBERTS

LAP	LAP TIME	DIFF	MPH	TIME OF DAY
1 -	1:15.938	3.230	73.48	16:27:31.595
<b>2 -</b>	<b>1:12.708 (1)</b>		<b>76.74</b>	<b>16:28:44.303</b>
3 -	1:13.455	0.747	75.96	16:29:57.758
4 -	1:13.256 (2)	0.548	76.17	16:31:11.014
5 -	1:13.397 (3)	0.689	76.02	16:32:24.411
6 -	1:13.499	0.791	75.91	16:33:37.910
7 -	1:13.740	1.032	75.67	16:34:51.650
8 -	1:14.054	1.346	75.35	16:36:05.704
9 -	1:18.997 P	6.289	70.63	16:37:24.701

#### P24 99 Chris ROBERTS

LAP	LAP TIME	DIFF	MPH	TIME OF DAY
1 -	1:23.700	7.224	66.66	16:27:39.357
2 -	1:18.161	1.685	71.39	16:28:57.518
3 -	1:16.848 (2)	0.372	72.61	16:30:14.366
4 -	1:17.426 (3)	0.950	72.06	16:31:31.792
<b>5 -</b>	<b>1:16.476 (1)</b>		<b>72.96</b>	<b>16:32:48.268</b>
6 -	1:25.858	9.382	64.99	16:34:14.126

#### P25 58 Ryan NELSON

LAP	LAP TIME	DIFF	MPH	TIME OF DAY
<b>1 -</b>	<b>1:43.308 (1)</b>		<b>54.01</b>	<b>16:27:58.965</b>
2 -	1:41.265 P		55.10	16:29:40.230

#### P26 79 Clive DIX

LAP	LAP TIME	DIFF	MPH	TIME OF DAY
1 -	1:49.175 P		51.11	16:28:04.832

# BARC NW Race Meeting - Anglesey - 7th/8th September 2024



CNC engineered gas  
flowed cylinder heads  
cncheads.co.uk

Sports/Saloon Car Championship Organised by the British Automobile Racing Club (NW Centre)

## CNC Heads Sports / Saloon Car Championship

### RACE 3 - FIRST PART RED FLAG STOP - INFORMATION SHEET

Race Distance: 4 Laps / 6.20 miles

POS	NO	CL	PIC	NAME	ENTRY	LAPS	TIME	GAP	DIFF	MPH	BEST	ON	GRD	↑↓
1	6	A	1	Simon ALLAWAY	Lotus Esprit V8	4	5:59.622			62.06	1:12.512	2	1	0
2	181	A	2	Jim HUTCHINSON	Ford Escort RSR	4	6:00.640	1.018	1.018	61.89	1:11.773	3	6	4
3	96	B	1	Bod BUCKBY	Caterham 7	4	6:01.608	1.986	0.968	61.72	1:13.151	3	3	0
4	29	B	2	Arron ARMIGER	Vauxhall Tigra	4	6:02.724	3.102	1.116	61.53	1:13.313	3	4	0
5	123	A	3	Richard WOOD	Kia Solution F	4	6:03.750	4.128	1.026	61.36	1:13.171	3	2	-3
6	4	B	3	Paul MASTERS	Westfield Wide body	4	6:04.993	5.371	1.243	61.15	1:13.469	3	5	-1
7	95	B	4	Ben ROBERTS	Locost 7 RR	4	6:06.124	6.502	1.131	60.96	1:13.117	3	31	24
8	39	B	5	Jamie CRYER	Ginetta G20	4	6:06.965	7.343	0.841	60.82	1:15.587	2	8	0
9	45	D	1	Oliver THOMAS	Subaru Impreza	4	6:07.658	8.036	0.693	60.70	1:15.826	3	10	1
10	27	A	4	Garry WARDLE	Seat TCR	4	6:08.533	8.911	0.875	60.56	1:16.091	2	7	-3
11	30	B	6	Robert WAKELIN	Peugeot 205	4	6:09.286	9.664	0.753	60.44	1:16.264	3	9	-2
12	72	B	7	Mark PRIMETT	Banks Lotus Europa	4	6:10.529	10.907	1.243	60.23	1:17.737	2	11	-1
13	99	B	8	Chris ROBERTS	Ginetta G40	4	6:11.527	11.905	0.998	60.07	1:18.199	2	12	-1
14	55	E	1	Paul ROTHEROE	Citroen Xsara VTS	4	6:13.415	13.793	1.888	59.77	1:17.681	2	13	-1
15	144	B	9	Tim FOXLOW	Ford Escort RSR	4	6:15.104	15.482	1.689	59.50	1:17.457	2	15	0
16	77	D	2	Steven PARKER	Ford Fiesta	4	6:15.874	16.252	0.770	59.38	1:19.500	2	24	8
17	128	E	2	Lee BULL	Renault Clio	4	6:18.079	18.457	2.205	59.03	1:22.047	2	16	-1
18	176	E	3	Rob PHILLIPS	Honda Civic	4	6:18.800	19.178	0.721	58.92	1:22.240	2	19	1
19	19	A	5	Duncan AUKLAND	Proton Putra	4	6:20.492	20.870	1.692	58.66	1:21.683	2	23	4
20	98	E	4	Matthew JONES	Ford Focus	4	6:22.042	22.420	1.550	58.42	1:21.781	2	17	-3
21	79	D	3	Clive DIX	Mazda RX7 FD	4	6:22.933	23.311	0.891	58.28	1:21.878	2	25	4
22	58	D	4	Ryan NELSON	Mini Cooper	4	6:23.236	23.614	0.303	58.24	1:21.627	2	20	-2
23	36	B	10	Alek MODRO	Ford Fiesta ST150	4	6:25.304	25.682	2.068	57.92	1:21.785	2	26	3
24	118	D	5	Richard WALKER	Mini F56 Challenge	4	6:26.737	27.115	1.433	57.71	1:20.729	2	18	-6
25	18	D	6	Jon MADOC JONES	BMW E46 330 Ci	4	6:30.225	30.603	3.488	57.19	1:23.069	2	28	3
26	15	E	5	Julian WOOD	BMW Compact	4	6:31.381	31.759	1.156	57.02	1:23.150	2	22	-4
27	26	E	6	Louie DOBSON	Ford Fiesta st 150	4	6:33.542	33.920	2.161	56.71	1:27.012	2	30	3
28	34	F	1	Helen ALLEN	Ford Fiesta Zetec S	4	6:35.414	35.792	1.872	56.44	1:29.964	2	29	1
29	70	D	7	Philip WHITE	BMW 325ci	2	2:46.237	2 Laps	2 Laps	67.13	1:18.478	2	14	-15
30	88	B	11	Thomas FRANKLAND	Renault 5GT	0							21	-9

NOT STARTED

NS	5	D		David JONES	Ford Focus Mk1 RS									27
----	---	---	--	-------------	-------------------	--	--	--	--	--	--	--	--	----

FASTEST LAP

181	A			Jim HUTCHINSON	Ford Escort RSR	3	1:11.773			77.74 mph				125.11 kph
95	B			Ben ROBERTS	Locost 7 RR	3	1:13.117			76.31 mph				122.81 kph
45	D			Oliver THOMAS	Subaru Impreza	3	1:15.826			73.59 mph				118.43 kph
55	E			Paul ROTHEROE	Citroen Xsara VTS	2	1:17.681			71.83 mph				115.60 kph
34	F			Helen ALLEN	Ford Fiesta Zetec S	2	1:29.964			62.02 mph				99.81 kph

Red Flag (end of session): 16:10

Weather / Track : Overcast / Dry

These results are provisional until the conclusion of any judicial and technical matters.

Date: 07/09/2024 Start: 16:04 Finish: 16:10

Anglesey Coastal: 1.5500 miles

Clerk Of Course: Mark Mitchell	Stewards:	Timekeeper: Richard Evans	
--------------------------------	-----------	---------------------------	--

Results can be found at [www.tsl-timing.com](http://www.tsl-timing.com)

Printed - 16:19 Saturday, 07 September 2024



# BARC NW Race Meeting - Anglesey - 7th/8th September 2024

## CNC Heads Sports / Saloon Car Championship

### RACE 3 - STATISTICS

<b>Competitors Started</b>	26
<b>Planned Start</b>	2024-09-07 @ 16:20:00.000
<b>Actual Start</b>	2024-09-07 @ 16:26:15.656
<b>Finish Time</b>	2024-09-07 @ 16:38:28.716
<b>Track Length</b>	1.5500mi.
<b>Total Laps</b>	227
<b>Total Distance Covered</b>	351.8523mi.

#### Session Fastest Lap History

NO	CL	NAME	LAP TIME	TIME OF DAY	LAP	VEHICLE
181	A	Jim HUTCHINSON	1:13.933	16:27:29.620	1	Ford Escort RSR
6	A	Simon ALLAWAY	1:11.826	16:28:41.919	2	Lotus Esprit V8
123	A	Richard WOOD	1:11.632	16:30:05.365	3	Kia Solution F
123	A	Richard WOOD	1:11.570	16:33:41.833	6	Kia Solution F

#### Session Leader History

NO	CL	NAME	FROM LAP	LAPS LED	DISTANCE	VEHICLE
181	A	Jim HUTCHINSON	1	1	1.55 miles	Ford Escort RSR
6	A	Simon ALLAWAY	2	4	6.20 miles	Lotus Esprit V8
181	A	Jim HUTCHINSON	6	1	1.55 miles	Ford Escort RSR
6	A	Simon ALLAWAY	7	1	1.55 miles	Lotus Esprit V8
181	A	Jim HUTCHINSON	8	3	4.65 miles	Ford Escort RSR

#### Flag History

TYPE	TIME OF DAY
GREEN	16:26:15.656
FINISH	16:38:28.716

#### Flag Statistics

TYPE	COUNT	TOTAL LAPS	TOTAL TIME
Green	1	10	14:14.347
Red	0	0	0.000
Safety Car	0	0	0.000
FCY	0	0	0.000



# BARC NW Race Meeting - Anglesey - 7th/8th September 2024

## CNC Heads Sports / Saloon Car Championship

### RACE 3 - STATISTICS

CLASS : A

5 Starters

#### Fastest Lap History

NO	NAME	LAP TIME	TIME OF DAY	LAP	VEHICLE
181	Jim HUTCHINSON	1:13.933	16:27:29.620	1	Ford Escort RSR
6	Simon ALLAWAY	1:11.826	16:28:41.919	2	Lotus Esprit V8
123	Richard WOOD	1:11.632	16:30:05.365	3	Kia Solution F
123	Richard WOOD	1:11.570	16:33:41.833	6	Kia Solution F

#### Leader History

NO	NAME	FROM LAP	LAPS LED	DISTANCE	VEHICLE
181	Jim HUTCHINSON	1	1	1.55 miles	Ford Escort RSR
6	Simon ALLAWAY	2	4	6.20 miles	Lotus Esprit V8
181	Jim HUTCHINSON	6	1	1.55 miles	Ford Escort RSR
6	Simon ALLAWAY	7	1	1.55 miles	Lotus Esprit V8
181	Jim HUTCHINSON	8	3	4.65 miles	Ford Escort RSR

# BARC NW Race Meeting - Anglesey - 7th/8th September 2024

## CNC Heads Sports / Saloon Car Championship

### RACE 3 - STATISTICS

CLASS : B

9 Starters

#### Fastest Lap History

NO	NAME	LAP TIME	TIME OF DAY	LAP	VEHICLE
95	Ben ROBERTS	1:15.938	16:27:31.622	1	Locost 7 RR
95	Ben ROBERTS	1:12.708	16:28:44.330	2	Locost 7 RR
96	Bod BUCKBY	1:12.592	16:29:59.620	3	Caterham 7
96	Bod BUCKBY	1:12.449	16:32:25.034	5	Caterham 7

#### Leader History

NO	NAME	FROM LAP	LAPS LED	DISTANCE	VEHICLE
95	Ben ROBERTS	1	8	12.40 miles	Locost 7 RR
96	Bod BUCKBY	9	2	3.10 miles	Caterham 7

# BARC NW Race Meeting - Anglesey - 7th/8th September 2024

## CNC Heads Sports / Saloon Car Championship

### RACE 3 - STATISTICS

CLASS : D

5 Starters

#### Fastest Lap History

NO	NAME	LAP TIME	TIME OF DAY	LAP	VEHICLE
77	Steven PARKER	1:25.061	16:27:40.756	1	Ford Fiesta
77	Steven PARKER	1:18.050	16:28:58.804	2	Ford Fiesta
77	Steven PARKER	1:17.891	16:30:16.695	3	Ford Fiesta
77	Steven PARKER	1:17.792	16:32:52.470	5	Ford Fiesta

#### Leader History

NO	NAME	FROM LAP	LAPS LED	DISTANCE	VEHICLE
77	Steven PARKER	1	10	15.50 miles	Ford Fiesta

# BARC NW Race Meeting - Anglesey - 7th/8th September 2024

## CNC Heads Sports / Saloon Car Championship

### RACE 3 - STATISTICS

CLASS : E

6 Starters

#### Fastest Lap History

NO	NAME	LAP TIME	TIME OF DAY	LAP	VEHICLE
55	Paul ROTHEROE	1:25.409	16:27:41.093	1	Citroen Xsara VTS
55	Paul ROTHEROE	1:17.920	16:28:59.013	2	Citroen Xsara VTS
55	Paul ROTHEROE	1:17.343	16:32:52.486	5	Citroen Xsara VTS

#### Leader History

NO	NAME	FROM LAP	LAPS LED	DISTANCE	VEHICLE
55	Paul ROTHEROE	1	10	15.50 miles	Citroen Xsara VTS

# BARC NW Race Meeting - Anglesey - 7th/8th September 2024

## CNC Heads Sports / Saloon Car Championship

### RACE 3 - STATISTICS

CLASS : F

1 Starters

#### Fastest Lap History

NO	NAME	LAP TIME	TIME OF DAY	LAP	VEHICLE
34	Helen ALLEN	1:42.358	16:27:58.052	1	Ford Fiesta Zetec S
34	Helen ALLEN	1:31.834	16:29:29.885	2	Ford Fiesta Zetec S
34	Helen ALLEN	1:28.839	16:30:58.725	3	Ford Fiesta Zetec S
34	Helen ALLEN	1:26.870	16:37:05.285	7	Ford Fiesta Zetec S

#### Leader History

NO	NAME	FROM LAP	LAPS LED	DISTANCE	VEHICLE
34	Helen ALLEN	1	8	12.40 miles	Ford Fiesta Zetec S

# BARC NW Race Meeting - Anglesey - 7th/8th September 2024



CNC engineered gas  
flowed cylinder heads  
cnheads.co.uk

Sports/Saloon Car Championship Organised by the British Automobile Racing Club (NW Centre)

## CNC Heads Sports / Saloon Car Championship

### RACE 8 - CLASSIFICATION

Race Distance: 15 Laps / 23.25 miles

POS	NO	CL	PIC	NAME	ENTRY	LAPS	TIME	GAP	DIFF	MPH	BEST	ON	GRD	↑↓
1	181	A	1	Jim HUTCHINSON	Ford Escort RSR	15	21:05.419			66.14	1:11.842	8	3	2
2	29	B	1	Arron ARMIGER	Vauxhall Tigra	15	21:14.552	9.133	9.133	65.67	1:12.586	7	2	0
3	4	B	2	Paul MASTERS	Westfield Wide body	15	21:21.886	16.467	7.334	65.29	1:13.644	6	4	1
4	96	B	3	Bod BUCKBY	Caterham 7	15	21:35.521	30.102	13.635	64.60	1:14.824	13	1	-3
5	39	B	4	Jamie CRYER	Ginetta G20	15	21:38.182	32.763	2.661	64.47	1:14.910	12	6	1
6	45	D	1	Oliver THOMAS	Subaru Impreza	15	21:46.938	41.519	8.756	64.04	1:16.357	7	7	1
7	30	B	5	Robert WAKELIN	Peugeot 205	15	21:47.772	42.353	0.834	64.00	1:16.204	8	8	1
8	72	B	6	Mark PRIMETT	Banks Lotus Europa	15	21:57.100	51.681	9.328	63.54	1:16.665	15	10	2
9	55	E	1	Paul ROTHEROE	Citroen Xsara VTS	15	22:01.759	56.340	4.659	63.32	1:17.712	15	9	0
10	98	E	2	Matthew JONES	Ford Focus	14	21:09.750	1 Lap	1 Lap	61.52	1:19.329	12	13	3
11	70	D	2	Philip WHITE	BMW 325ci	14	21:14.360	1 Lap	4.610	61.30	1:20.500	12	11	0
12	88	B	7	Thomas FRANKLAND	Renault 5GT	14	21:15.279	1 Lap	0.919	61.25	1:19.872	8	19	7
13	128	E	3	Lee BULL	Renault Clio	14	21:19.713	1 Lap	4.434	61.04	1:21.068	7	14	1
14	77	D	3	Steven PARKER	Ford Fiesta	14	21:20.729	1 Lap	1.016	60.99	1:19.589	8	20	6
15	176	E	4	Rob PHILLIPS	Honda Civic	14	21:21.044	1 Lap	0.315	60.98	1:19.563	11	15	0
16	79	D	4	Clive DIX	Mazda RX7 FD	14	21:23.005	1 Lap	1.961	60.88	1:19.026	7	27	11
17	19	A	2	Duncan AUKLAND	Proton Putra	14	21:25.750	1 Lap	2.745	60.75	1:20.093	13	21	4
18	118	D	5	Richard WALKER	Mini F56 Challenge	14	21:33.841	1 Lap	8.091	60.37	1:21.792	13	16	-2
19	15	E	5	Julian WOOD	BMW Compact	14	21:34.283	1 Lap	0.442	60.35	1:20.340	13	18	-1
20	58	D	6	Ryan NELSON	Mini Cooper	14	21:45.222	1 Lap	10.939	59.85	1:22.396	6	17	-3
21	5	D	7	David JONES	Ford Focus Mk1 RS	13	21:39.967	2 Laps	1 Lap	55.80	1:20.817	12	28	7
22	34	F	1	Helen ALLEN	Ford Fiesta Zetec S	13	21:56.598	2 Laps	16.631	55.09	1:28.635	13	24	2

#### NOT CLASSIFIED

DNF	27	A		Garry WARDLE	Seat TCR	10	15:49.049	5 Laps	3 Laps	58.79	1:15.728	7	5	
DNF	144	B		Tim FOXLOW	Ford Escort RSR	9	14:40.688	6 Laps	1 Lap	57.02	1:17.444	6	12	
DNF	36	B		Alek MODRO	Ford Fiesta ST150	6	10:51.913	9 Laps	3 Laps	51.35	1:21.553	5	22	
DNF	18	D		Jon MADOC JONES	BMW E46 330 Ci	0								23
DNF	26	E		Louie DOBSON	Ford Fiesta st 150	0								25

#### NOT STARTED

NS	99	B		Chris ROBERTS	Ginetta G40									26
NS	95	B		Ben ROBERTS	Locost 7 RR									29

#### FASTEST LAP

181	A			Jim HUTCHINSON	Ford Escort RSR	8	1:11.842			77.67 mph				124.99 kph
29	B			Arron ARMIGER	Vauxhall Tigra	7	1:12.586			76.87 mph				123.71 kph
45	D			Oliver THOMAS	Subaru Impreza	7	1:16.357			73.07 mph				117.60 kph
55	E			Paul ROTHEROE	Citroen Xsara VTS	15	1:17.712			71.80 mph				115.55 kph
34	F			Helen ALLEN	Ford Fiesta Zetec S	13	1:28.635			62.95 mph				101.31 kph

Weather / Track : Cloudy / Dry

These results are provisional until the conclusion of any judicial and technical matters.

Date: 08/09/2024 Start: 10:51 Finish: 11:12

Anglesey Coastal: 1.5500 miles

Clerk Of Course: Mark Mitchell	Stewards:	Timekeeper: Richard Evans	
--------------------------------	-----------	---------------------------	--

Results can be found at [www.tsl-timing.com](http://www.tsl-timing.com)

Printed - 11:13 Sunday, 08 September 2024



# BARC NW Race Meeting - Anglesey - 7th/8th September 2024

## CNC Heads Sports / Saloon Car Championship

### RACE 8 - LAP CHART

LAP 1 @ 10:52:40.307			LAP 2 @ 10:54:10.751			LAP 3 @ 10:56:39.952			LAP 4 @ 10:59:00.126			LAP 5 @ 11:00:14.640		
NO	BEHIND	LAP TIME	NO	BEHIND	LAP TIME	NO	BEHIND	LAP TIME	NO	BEHIND	LAP TIME	NO	BEHIND	LAP TIME
181		1:17.652	181		1:30.444	181		2:29.201	181		2:20.174	29		1:14.342
96	2.121	1:19.773	29	1.461	1:29.364	29	1.305	2:29.045	29	0.172	2:19.041	181	0.213	1:14.727
29	2.541	1:20.193	96	2.389	1:30.712	96	2.472	2:29.284	96	0.611	2:18.313	4	1.952	1:15.403
4	3.227	1:20.879	4	3.904	1:31.121	4	3.418	2:28.715	4	1.063	2:17.819	96	3.728	1:17.631
39	6.322	1:23.974	27	5.410	1:27.792	27	4.739	2:28.530	27	1.609	2:17.044	27	4.903	1:17.808
27	8.062	1:25.714	39	6.952	1:31.074	39	5.817	2:28.066	39	1.965	2:16.322	39	5.590	1:18.139
45	9.069	1:26.721	45	7.426	1:28.801	45	6.390	2:28.165	45	2.368	2:16.152	45	6.905	1:19.051
30	9.416	1:27.068	30	9.144	1:30.172	30	7.984	2:28.041	30	2.725	2:14.915	30	7.526	1:19.315
72	9.914	1:27.566	72	10.981	1:31.511	72	8.963	2:27.183	72	3.061	2:14.272	72	8.028	1:19.481
144	10.321	1:27.973	144	12.435	1:32.558	144	9.757	2:26.523	144	3.547	2:13.964	144	9.130	1:20.097
70	12.374	1:30.026	55	14.154	1:31.973	55	11.083	2:26.130	55	3.930	2:13.021	55	9.739	1:20.323
55	12.625	1:30.277	70	14.862	1:32.932	70	11.962	2:26.301	70	4.686	2:12.898	77	10.966	1:19.739
128	14.036	1:31.688	128	15.696	1:32.104	128	14.434	2:27.939	128	5.268	2:11.008	70	12.211	1:22.039
98	14.149	1:31.801	77	16.713	1:32.390	77	15.079	2:27.567	77	5.741	2:10.836	128	12.835	1:22.081
88	14.390	1:32.042	98	18.175	1:34.470	98	17.801	2:28.827	98	8.172	2:10.545	98	15.444	1:21.786
77	14.767	1:32.419	88	19.636	1:35.690	88	18.948	2:28.513	88	8.764	2:09.990	88	15.882	1:21.632
58	15.215	1:32.867	58	20.424	1:35.653	58	20.515	2:29.292	58	9.373	2:09.032	58	17.526	1:22.667
176	15.683	1:33.335	176	22.430	1:37.191	176	21.537	2:28.308	176	9.968	2:08.605	176	17.883	1:22.429
118	16.667	1:34.319	118	26.340	1:40.117	118	23.949	2:26.810	118	10.631	2:06.856	118	18.996	1:22.879
15	18.119	1:35.771	15	27.309	1:39.634	15	25.196	2:27.088	15	11.745	2:06.723	15	19.535	1:22.304
19	18.594	1:36.246	19	28.254	1:40.104	19	26.070	2:27.017	19	12.636	2:06.740	19	20.133	1:22.011
36	19.334	1:36.986	36	29.639	1:40.749	36	27.157	2:26.719	36	16.726	2:09.743	36	23.765	1:21.553
5	20.772	1:38.424	5	30.442	1:40.114	5	28.442	2:27.201	5	18.756	2:10.488	5	27.793	1:23.551
79	22.946	1:40.598	79	31.448	1:38.946	79	29.143	2:26.896	79	20.037	2:11.068	79	28.386	1:22.863
34	28.901	1:46.553	34	33.051	1:34.594	34	30.675	2:26.825	34	24.909	2:14.408	34	41.947	1:31.552

# BARC NW Race Meeting - Anglesey - 7th/8th September 2024

## CNC Heads Sports / Saloon Car Championship

### RACE 8 - LAP CHART

LAP 6 @ 11:01:26.859			LAP 7 @ 11:02:39.772			LAP 8 @ 11:03:51.614			LAP 9 @ 11:05:04.072			LAP 10 @ 11:06:16.783		
NO	BEHIND	LAP TIME	NO	BEHIND	LAP TIME	NO	BEHIND	LAP TIME	NO	BEHIND	LAP TIME	NO	BEHIND	LAP TIME
181		1:12.006	181		1:12.913	181		1:11.842	181		1:12.458	181		1:12.711
29	0.950	1:13.169	29	0.623	1:12.586	29	2.069	1:13.288	29	3.111	1:13.500	29	3.701	1:13.301
4	3.377	1:13.644	4	4.343	1:13.879	34	1 Lap	1:30.544	4	9.047	1:14.656	4	10.860	1:14.524
96	8.123	1:16.614	96	10.746	1:15.536	4	6.849	1:14.348	5	1 Lap	1:48.308 P	96	21.556	1:15.919
27	9.260	1:16.576	27	12.075	1:15.728	96	14.300	1:15.396	96	18.348	1:16.506	39	25.696	1:16.356
39	10.225	1:16.854	39	13.565	1:16.253	27	16.052	1:15.819	27	20.313	1:16.719	45	27.682	1:16.712
45	11.219	1:16.533	45	14.663	1:16.357	39	18.013	1:16.290	39	22.051	1:16.496	30	27.958	1:16.623
30	12.002	1:16.695	30	15.655	1:16.566	45	19.280	1:16.459	45	23.681	1:16.859	72	35.831	1:18.955
72	12.967	1:17.158	72	17.088	1:17.034	30	20.017	1:16.204	30	24.046	1:16.487	55	38.004	1:18.380
144	14.355	1:17.444	144	20.304	1:18.862	72	24.393	1:19.147	34	1 Lap	1:34.928	34	1 Lap	1:30.093
55	15.340	1:17.820	55	20.733	1:18.306	55	27.024	1:18.133	72	29.587	1:17.652	77	49.724	1:21.357
77	18.477	1:19.730	77	25.653	1:20.089	144	29.458	1:20.996	55	32.335	1:17.769	98	54.700	1:20.098
70	21.250	1:21.258	70	29.229	1:20.892	77	33.400	1:19.589	77	41.078	1:20.136	27	54.921	1:47.319
128	21.742	1:21.126	128	29.897	1:21.068	70	38.684	1:21.297	70	46.868	1:20.642	70	55.737	1:21.580
98	23.381	1:20.156	98	30.424	1:19.956	98	39.293	1:20.711	98	47.313	1:20.478	88	56.708	1:19.944
88	24.688	1:21.025	88	32.256	1:20.481	128	39.594	1:21.539	88	49.475	1:21.647	128	58.588	1:21.459
58	27.703	1:22.396	176	38.299	1:23.221	88	40.286	1:19.872	128	49.840	1:22.704	176	1:02.809	1:20.808
176	27.991	1:22.327	58	38.357	1:23.567	176	47.202	1:20.745	176	54.712	1:19.968	19	1:06.364	1:21.465
118	28.981	1:22.204	118	38.729	1:22.661	58	49.559	1:23.044	19	57.610	1:20.211	79	1:06.771	1:19.629
19	30.463	1:22.549	19	39.100	1:21.550	19	49.857	1:22.599	144	59.271	1:42.271 P	5	1 Lap	2:08.730
15	31.172	1:23.856	15	39.971	1:21.712	118	50.852	1:23.965	79	59.853	1:21.067	58	1:11.047	1:23.038
79	36.249	1:20.082	79	42.362	1:19.026	79	51.244	1:20.724	58	1:00.720	1:23.619	118	1:11.454	1:23.008
5	39.137	1:23.563	5	48.359	1:22.135	15	51.964	1:23.835	118	1:01.157	1:22.763	15	1:12.015	1:23.039
36	47.709	1:36.163 P							15	1:01.687	1:22.181			
34	59.572	1:29.844												



# BARC NW Race Meeting - Anglesey - 7th/8th September 2024

## CNC Heads Sports / Saloon Car Championship

### RACE 8 - LAP CHART

LAP 11 @ 11:07:29.448			LAP 12 @ 11:08:44.352			LAP 13 @ 11:09:59.315			LAP 14 @ 11:11:13.978			LAP 15 @ 11:12:28.074		
NO	BEHIND	LAP TIME	NO	BEHIND	LAP TIME	NO	BEHIND	LAP TIME	NO	BEHIND	LAP TIME	NO	BEHIND	LAP TIME
181		1:12.665	181		1:14.904	181		1:14.963	181		1:14.663	181		1:14.096
29	5.812	1:14.776	79	1 Lap	1:21.377	176	1 Lap	1:20.633	70	1 Lap	1:21.809	98	1 Lap	1:20.798
4	12.925	1:14.730	19	1 Lap	1:22.783	79	1 Lap	1:20.782	77	1 Lap	1:25.425	70	1 Lap	1:21.272
96	26.556	1:17.665	29	6.032	1:15.124	29	6.631	1:15.562	88	1 Lap	1:22.032	29	9.133	1:15.908
39	28.808	1:15.777	118	1 Lap	1:22.187	19	1 Lap	1:21.236	128	1 Lap	1:21.618	88	1 Lap	1:21.743
45	31.689	1:16.672	58	1 Lap	1:24.631	118	1 Lap	1:22.405	176	1 Lap	1:21.357	128	1 Lap	1:21.564
30	31.937	1:16.644	15	1 Lap	1:24.101	4	13.570	1:15.967	29	7.321	1:15.353	77	1 Lap	1:27.467
72	41.343	1:18.177	5	2 Laps	1:31.444	15	1 Lap	1:21.952	79	1 Lap	1:19.906	176	1 Lap	1:22.554
55	43.340	1:18.001	4	12.566	1:14.545	58	1 Lap	1:25.022	19	1 Lap	1:20.093	4	16.467	1:17.036
77	59.788	1:22.729	96	27.395	1:15.743	34	2 Laps	1:41.850	4	13.527	1:14.620	79	1 Lap	1:20.041
98	1:02.295	1:20.260	39	28.814	1:14.910	5	2 Laps	1:22.666	118	1 Lap	1:21.792	19	1 Lap	1:21.146
70	1:03.986	1:20.914	45	34.918	1:18.133	96	27.256	1:14.824	15	1 Lap	1:20.340	118	1 Lap	1:21.875
88	1:04.347	1:20.304	30	35.258	1:18.225	39	29.018	1:15.167	5	2 Laps	1:20.817	15	1 Lap	1:21.747
34	1 Lap	1:35.018	72	44.502	1:18.063	45	37.071	1:17.116	58	1 Lap	1:24.269	96	30.102	1:15.738
128	1:08.038	1:22.115	55	46.380	1:17.944	30	37.529	1:17.234	96	28.460	1:15.867	39	32.763	1:17.014
176	1:09.707	1:19.563	77	1:06.140	1:21.256	72	46.953	1:17.414	39	29.845	1:15.490	5	2 Laps	1:22.526
			98	1:06.720	1:19.329	55	49.310	1:17.893	34	2 Laps	1:31.754	58	1 Lap	1:26.125
			70	1:09.582	1:20.500	98	1:12.292	1:20.535	45	38.940	1:16.532	45	41.519	1:16.675
			88	1:09.807	1:20.364				30	39.352	1:16.486	30	42.353	1:17.097
			128	1:14.834	1:21.700				72	49.112	1:16.822	34	2 Laps	1:28.635
									55	52.724	1:18.077	72	51.681	1:16.665
												55	56.340	1:17.712

# BARC NW Race Meeting - Anglesey - 7th/8th September 2024

## CNC Heads Sports / Saloon Car Championship

### RACE 8 - POSITION CHART

No	Name	Lap Pos	Lap														
			1	2	3	4	5	6	7	8	9	10	11	12	13	14	15
96	BUCKBY	1	181	181	181	181	29	181	181	181	181	181	181	181	181	181	181
29	ARMIGER	2	96	29	29	29	181	29	29	29	29	29	29	29	29	29	29
181	HUTCHINSON	3	29	96	96	96	4	4	4	4	4	4	4	4	4	4	4
4	MASTERS	4	4	4	4	4	96	96	96	96	96	96	96	96	96	96	96
27	WARDLE	5	39	27	27	27	27	27	27	27	27	39	39	39	39	39	39
39	CRYER	6	27	39	39	39	39	39	39	39	39	45	45	45	45	45	45
45	THOMAS	7	45	45	45	45	45	45	45	45	45	30	30	30	30	30	30
30	WAKELIN	8	30	30	30	30	30	30	30	30	30	72	72	72	72	72	72
55	ROTHEROE	9	72	72	72	72	72	72	72	72	72	55	55	55	55	55	55
72	PRIMETT	10	144	144	144	144	144	144	144	55	55	77	77	77	98	98	98
70	WHITE	11	70	55	55	55	55	55	55	144	77	98	98	98	70	70	70
144	FOXLOW	12	55	70	70	70	77	77	77	77	70	27	70	70	77	88	88
98	JONES	13	128	128	128	128	70	70	70	70	98	70	88	88	88	128	128
128	BULL	14	98	77	77	77	128	128	128	98	88	88	128	128	128	77	77
176	PHILLIPS	15	88	98	98	98	98	98	98	128	128	128	176	176	176	176	176
118	WALKER	16	77	88	88	88	88	88	88	88	176	176	79	79	79	79	79
58	NELSON	17	58	58	58	58	58	58	176	176	19	19	19	19	19	19	19
15	WOOD	18	176	176	176	176	176	176	58	58	144	79	118	118	118	118	118
88	FRANKLAND	19	118	118	118	118	118	118	118	19	79	58	58	15	15	15	15
77	PARKER	20	15	15	15	15	15	19	19	118	58	118	15	58	58	58	58
19	AUKLAND	21	19	19	19	19	19	15	15	79	118	15	34	5	5	5	5
36	MODRO	22	36	36	36	36	36	79	79	15	15	34	5	34	34	34	34
18	MADOC JONES	23	5	5	5	5	5	5	5	5	5	34	5	5	5	5	5
34	ALLEN	24	79	79	79	79	79	36	34	34	5	5	5	5	5	5	5
26	DOBSON	25	34	34	34	34	34	34	34	34	5	5	5	5	5	5	5
99	ROBERTS	26															
79	DIX	27															
5	JONES	28															
95	ROBERTS	29															

# BARC NW Race Meeting - Anglesey - 7th/8th September 2024

## CNC Heads Sports / Saloon Car Championship

### RACE 8 - LAP ANALYSIS

DIFF = Difference To Personal Best Lap

P1 181 Jim HUTCHINSON				
LAP	LAP TIME	DIFF	MPH	TIME OF DAY
1 -	1:17.652	5.810	71.85	10:52:40.307
2 -	1:30.444	18.602	61.69	10:54:10.751
3 -	2:29.201	1:17.359	37.39	10:56:39.952
4 -	2:20.174	1:08.332	39.80	10:59:00.126
5 -	1:14.727	2.885	74.67	11:00:14.853
6 -	1:12.006 (2)	0.164	77.49	11:01:26.859
7 -	1:12.913	1.071	76.53	11:02:39.772
8 -	1:11.842 (1)		77.67	11:03:51.614
9 -	1:12.458 (3)	0.616	77.01	11:05:04.072
10 -	1:12.711	0.869	76.74	11:06:16.783
11 -	1:12.665	0.823	76.79	11:07:29.448
12 -	1:14.904	3.062	74.49	11:08:44.352
13 -	1:14.963	3.121	74.43	11:09:59.315
14 -	1:14.663	2.821	74.73	11:11:13.978
15 -	1:14.096	2.254	75.30	11:12:28.074

P2 29 Arron ARMIGER				
LAP	LAP TIME	DIFF	MPH	TIME OF DAY
1 -	1:20.193	7.607	69.58	10:52:42.848
2 -	1:29.364	16.778	62.44	10:54:12.212
3 -	2:29.045	1:16.459	37.43	10:56:41.257
4 -	2:19.041	1:06.455	40.13	10:59:00.298
5 -	1:14.342	1.756	75.05	11:00:14.640
6 -	1:13.169 (2)	0.583	76.26	11:01:27.809
7 -	1:12.586 (1)		76.87	11:02:40.395
8 -	1:13.288 (3)	0.702	76.13	11:03:53.683
9 -	1:13.500	0.914	75.91	11:05:07.183
10 -	1:13.301	0.715	76.12	11:06:20.484
11 -	1:14.776	2.190	74.62	11:07:35.260
12 -	1:15.124	2.538	74.27	11:08:50.384
13 -	1:15.562	2.976	73.84	11:10:05.946
14 -	1:15.353	2.767	74.05	11:11:21.299
15 -	1:15.908	3.322	73.51	11:12:37.207

P3 4 Paul MASTERS				
LAP	LAP TIME	DIFF	MPH	TIME OF DAY
1 -	1:20.879	7.235	68.99	10:52:43.534
2 -	1:31.121	17.477	61.23	10:54:14.655
3 -	2:28.715	1:15.071	37.52	10:56:43.370
4 -	2:17.819	1:04.175	40.48	10:59:01.189
5 -	1:15.403	1.759	74.00	11:00:16.592
6 -	1:13.644 (1)		75.77	11:01:30.236
7 -	1:13.879 (2)	0.235	75.52	11:02:44.115
8 -	1:14.348 (3)	0.704	75.05	11:03:58.463
9 -	1:14.656	1.012	74.74	11:05:13.119
10 -	1:14.524	0.880	74.87	11:06:27.643
11 -	1:14.730	1.086	74.66	11:07:42.373
12 -	1:14.545	0.901	74.85	11:08:56.918
13 -	1:15.967	2.323	73.45	11:10:12.885
14 -	1:14.620	0.976	74.77	11:11:27.505
15 -	1:17.036	3.392	72.43	11:12:44.541

P4 96 Bod BUCKBY				
LAP	LAP TIME	DIFF	MPH	TIME OF DAY
1 -	1:19.773	4.949	69.94	10:52:42.428
2 -	1:30.712	15.888	61.51	10:54:13.140
3 -	2:29.284	1:14.460	37.37	10:56:42.424
4 -	2:18.313	1:03.489	40.34	10:59:00.737
5 -	1:17.631	2.807	71.87	11:00:18.368
6 -	1:16.614	1.790	72.83	11:01:34.982

DIFF = Difference To Personal Best Lap

7 -	1:15.536 (3)	0.712	73.87	11:02:50.518
8 -	1:15.396 (2)	0.572	74.00	11:04:05.914
9 -	1:16.506	1.682	72.93	11:05:22.420
10 -	1:15.919	1.095	73.49	11:06:38.339
11 -	1:17.665	2.841	71.84	11:07:56.004
12 -	1:15.743	0.919	73.67	11:09:11.747
13 -	1:14.824 (1)		74.57	11:10:26.571
14 -	1:15.867	1.043	73.55	11:11:42.438
15 -	1:15.738	0.914	73.67	11:12:58.176

P5 39 Jamie CRYER				
LAP	LAP TIME	DIFF	MPH	TIME OF DAY
1 -	1:23.974	9.064	66.44	10:52:46.629
2 -	1:31.074	16.164	61.26	10:54:17.703
3 -	2:28.066	1:13.156	37.68	10:56:45.769
4 -	2:16.322	1:01.412	40.93	10:59:02.091
5 -	1:18.139	3.229	71.41	11:00:20.230
6 -	1:16.854	1.944	72.60	11:01:37.084
7 -	1:16.253	1.343	73.17	11:02:53.337
8 -	1:16.290	1.380	73.14	11:04:09.627
9 -	1:16.496	1.586	72.94	11:05:26.123
10 -	1:16.356	1.446	73.07	11:06:42.479
11 -	1:15.777	0.867	73.63	11:07:58.256
12 -	1:14.910 (1)		74.48	11:09:13.166
13 -	1:15.167 (2)	0.257	74.23	11:10:28.333
14 -	1:15.490 (3)	0.580	73.91	11:11:43.823
15 -	1:17.014	2.104	72.45	11:13:00.837

P6 45 Oliver THOMAS				
LAP	LAP TIME	DIFF	MPH	TIME OF DAY
1 -	1:26.721	10.364	64.34	10:52:49.376
2 -	1:28.801	12.444	62.83	10:54:18.177
3 -	2:28.165	1:11.808	37.66	10:56:46.342
4 -	2:16.152	59.795	40.98	10:59:02.494
5 -	1:19.051	2.694	70.58	11:00:21.545
6 -	1:16.533	0.176	72.91	11:01:38.078
7 -	1:16.357 (1)		73.07	11:02:54.435
8 -	1:16.459 (2)	0.102	72.98	11:04:10.894
9 -	1:16.859	0.502	72.60	11:05:27.753
10 -	1:16.712	0.355	72.74	11:06:44.465
11 -	1:16.672	0.315	72.77	11:08:01.137
12 -	1:18.133	1.776	71.41	11:09:19.270
13 -	1:17.116	0.759	72.35	11:10:36.386
14 -	1:16.532 (3)	0.175	72.91	11:11:52.918
15 -	1:16.675	0.318	72.77	11:13:09.593

P7 30 Robert WAKELIN				
LAP	LAP TIME	DIFF	MPH	TIME OF DAY
1 -	1:27.068	10.864	64.08	10:52:49.723
2 -	1:30.172	13.968	61.88	10:54:19.895
3 -	2:28.041	1:11.837	37.69	10:56:47.936
4 -	2:14.915	58.711	41.35	10:59:02.851
5 -	1:19.315	3.111	70.35	11:00:22.166
6 -	1:16.695	0.491	72.75	11:01:38.861
7 -	1:16.566	0.362	72.87	11:02:55.427
8 -	1:16.204 (1)		73.22	11:04:11.631
9 -	1:16.487 (3)	0.283	72.95	11:05:28.118
10 -	1:16.623	0.419	72.82	11:06:44.741
11 -	1:16.644	0.440	72.80	11:08:01.385
12 -	1:18.225	2.021	71.33	11:09:19.610
13 -	1:17.234	1.030	72.24	11:10:36.844
14 -	1:16.486 (2)	0.282	72.95	11:11:53.330
15 -	1:17.097	0.893	72.37	11:13:10.427

# BARC NW Race Meeting - Anglesey - 7th/8th September 2024

## CNC Heads Sports / Saloon Car Championship

### RACE 8 - LAP ANALYSIS

DIFF = Difference To Personal Best Lap

P8 72 Mark PRIMETT				
LAP	LAP TIME	DIFF	MPH	TIME OF DAY
1 -	1:27.566	10.901	63.72	10:52:50.221
2 -	1:31.511	14.846	60.97	10:54:21.732
3 -	2:27.183	1:10.518	37.91	10:56:48.915
4 -	2:14.272	57.607	41.55	10:59:03.187
5 -	1:19.481	2.816	70.20	11:00:22.668
6 -	1:17.158	0.493	72.31	11:01:39.826
7 -	1:17.034 (3)	0.369	72.43	11:02:56.860
8 -	1:19.147	2.482	70.50	11:04:16.007
9 -	1:17.652	0.987	71.85	11:05:33.659
10 -	1:18.955	2.290	70.67	11:06:52.614
11 -	1:18.177	1.512	71.37	11:08:10.791
12 -	1:18.063	1.398	71.48	11:09:28.854
13 -	1:17.414	0.749	72.08	11:10:46.268
14 -	1:16.822 (2)	0.157	72.63	11:12:03.090
15 -	1:16.665 (1)		72.78	11:13:19.755

P9 55 Paul ROTHEROE				
LAP	LAP TIME	DIFF	MPH	TIME OF DAY
1 -	1:30.277	12.565	61.80	10:52:52.932
2 -	1:31.973	14.261	60.67	10:54:24.905
3 -	2:26.130	1:08.418	38.18	10:56:51.035
4 -	2:13.021	55.309	41.94	10:59:04.056
5 -	1:20.323	2.611	69.46	11:00:24.379
6 -	1:17.820 (3)	0.108	71.70	11:01:42.199
7 -	1:18.306	0.594	71.25	11:03:00.505
8 -	1:18.133	0.421	71.41	11:04:18.638
9 -	1:17.769 (2)	0.057	71.75	11:05:36.407
10 -	1:18.380	0.668	71.19	11:06:54.787
11 -	1:18.001	0.289	71.53	11:08:12.788
12 -	1:17.944	0.232	71.59	11:09:30.732
13 -	1:17.893	0.181	71.63	11:10:48.625
14 -	1:18.077	0.365	71.46	11:12:06.702
15 -	1:17.712 (1)		71.80	11:13:24.414

P10 98 Matthew JONES				
LAP	LAP TIME	DIFF	MPH	TIME OF DAY
1 -	1:31.801	12.472	60.78	10:52:54.456
2 -	1:34.470	15.141	59.06	10:54:28.926
3 -	2:28.827	1:09.498	37.49	10:56:57.753
4 -	2:10.545	51.216	42.74	10:59:08.298
5 -	1:21.786	2.457	68.22	11:00:30.084
6 -	1:20.156	0.827	69.61	11:01:50.240
7 -	1:19.956 (2)	0.627	69.78	11:03:10.196
8 -	1:20.711	1.382	69.13	11:04:30.907
9 -	1:20.478	1.149	69.33	11:05:51.385
10 -	1:20.098 (3)	0.769	69.66	11:07:11.483
11 -	1:20.260	0.931	69.52	11:08:31.743
12 -	1:19.329 (1)		70.34	11:09:51.072
13 -	1:20.535	1.206	69.28	11:11:11.607
14 -	1:20.798	1.469	69.06	11:12:32.405

P11 70 Philip WHITE				
LAP	LAP TIME	DIFF	MPH	TIME OF DAY
1 -	1:30.026	9.526	61.98	10:52:52.681
2 -	1:32.932	12.432	60.04	10:54:25.613
3 -	2:26.301	1:05.801	38.14	10:56:51.914
4 -	2:12.898	52.398	41.98	10:59:04.812
5 -	1:22.039	1.539	68.01	11:00:26.851
6 -	1:21.258	0.758	68.67	11:01:48.109
7 -	1:20.892 (3)	0.392	68.98	11:03:09.001

DIFF = Difference To Personal Best Lap

8 -	1:21.297	0.797	68.63	11:04:30.298
9 -	1:20.642 (2)	0.142	69.19	11:05:50.940
10 -	1:21.580	1.080	68.39	11:07:12.520
11 -	1:20.914	0.414	68.96	11:08:33.434
12 -	1:20.500 (1)		69.31	11:09:53.934
13 -	1:21.809	1.309	68.20	11:11:15.743
14 -	1:21.272	0.772	68.65	11:12:37.015

P12 88 Thomas FRANKLAND				
LAP	LAP TIME	DIFF	MPH	TIME OF DAY
1 -	1:32.042	12.170	60.62	10:52:54.697
2 -	1:35.690	15.818	58.31	10:54:30.387
3 -	2:28.513	1:08.641	37.57	10:56:58.900
4 -	2:09.990	50.118	42.92	10:59:08.890
5 -	1:21.632	1.760	68.35	11:00:30.522
6 -	1:21.025	1.153	68.86	11:01:51.547
7 -	1:20.481	0.609	69.33	11:03:12.028
8 -	1:19.872 (1)		69.86	11:04:31.900
9 -	1:21.647	1.775	68.34	11:05:53.547
10 -	1:19.944 (2)	0.072	69.79	11:07:13.491
11 -	1:20.304 (3)	0.432	69.48	11:08:33.795
12 -	1:20.364	0.492	69.43	11:09:54.159
13 -	1:22.032	2.160	68.02	11:11:16.191
14 -	1:21.743	1.871	68.26	11:12:37.934

P13 128 Lee BULL				
LAP	LAP TIME	DIFF	MPH	TIME OF DAY
1 -	1:31.688	10.620	60.85	10:52:54.343
2 -	1:32.104	11.036	60.58	10:54:26.447
3 -	2:27.939	1:06.871	37.71	10:56:54.386
4 -	2:11.008	49.940	42.59	10:59:05.394
5 -	1:22.081	1.013	67.98	11:00:27.475
6 -	1:21.126 (2)	0.058	68.78	11:01:48.601
7 -	1:21.068 (1)		68.83	11:03:09.669
8 -	1:21.539	0.471	68.43	11:04:31.208
9 -	1:22.704	1.636	67.46	11:05:53.912
10 -	1:21.459 (3)	0.391	68.50	11:07:15.371
11 -	1:22.115	1.047	67.95	11:08:37.486
12 -	1:21.700	0.632	68.29	11:09:59.186
13 -	1:21.618	0.550	68.36	11:11:20.804
14 -	1:21.564	0.496	68.41	11:12:42.368

P14 77 Steven PARKER				
LAP	LAP TIME	DIFF	MPH	TIME OF DAY
1 -	1:32.419	12.830	60.37	10:52:55.074
2 -	1:32.390	12.801	60.39	10:54:27.464
3 -	2:27.567	1:07.978	37.81	10:56:55.031
4 -	2:10.836	51.247	42.64	10:59:05.867
5 -	1:19.739 (3)	0.150	69.97	11:00:25.606
6 -	1:19.730 (2)	0.141	69.98	11:01:45.336
7 -	1:20.089	0.500	69.67	11:03:05.425
8 -	1:19.589 (1)		70.11	11:04:25.014
9 -	1:20.136	0.547	69.63	11:05:45.150
10 -	1:21.357	1.768	68.58	11:07:06.507
11 -	1:22.729	3.140	67.44	11:08:29.236
12 -	1:21.256	1.667	68.67	11:09:50.492
13 -	1:25.425	5.836	65.32	11:11:15.917
14 -	1:27.467	7.878	63.79	11:12:43.384

P15 176 Rob PHILLIPS				
LAP	LAP TIME	DIFF	MPH	TIME OF DAY
1 -	1:33.335	13.772	59.78	10:52:55.990

# BARC NW Race Meeting - Anglesey - 7th/8th September 2024

## CNC Heads Sports / Saloon Car Championship

### RACE 8 - LAP ANALYSIS

DIFF = Difference To Personal Best Lap

2 -	1:37.191	17.628	57.41	10:54:33.181
3 -	2:28.308	1:08.745	37.62	10:57:01.489
4 -	2:08.605	49.042	43.38	10:59:10.094
5 -	1:22.429	2.866	67.69	11:00:32.523
6 -	1:22.327	2.764	67.77	11:01:54.850
7 -	1:23.221	3.658	67.05	11:03:18.071
8 -	1:20.745	1.182	69.10	11:04:38.816
9 -	1:19.968 (2)	0.405	69.77	11:05:58.784
10 -	1:20.808	1.245	69.05	11:07:19.592
11 -	1:19.563 (1)		70.13	11:08:39.155
12 -	1:20.633 (3)	1.070	69.20	11:09:59.788
13 -	1:21.357	1.794	68.58	11:11:21.145
14 -	1:22.554	2.991	67.59	11:12:43.699

#### P16 79 Clive DIX

LAP	LAP TIME	DIFF	MPH	TIME OF DAY
1 -	1:40.598	21.572	55.46	10:53:03.253
2 -	1:38.946	19.920	56.39	10:54:42.199
3 -	2:26.896	1:07.870	37.98	10:57:09.095
4 -	2:11.068	52.042	42.57	10:59:20.163
5 -	1:22.863	3.837	67.34	11:00:43.026
6 -	1:20.082	1.056	69.67	11:02:03.108
7 -	1:19.026 (1)		70.61	11:03:22.134
8 -	1:20.724	1.698	69.12	11:04:42.858
9 -	1:21.067	2.041	68.83	11:06:03.925
10 -	1:19.629 (2)	0.603	70.07	11:07:23.554
11 -	1:21.377	2.351	68.57	11:08:44.931
12 -	1:20.782	1.756	69.07	11:10:05.713
13 -	1:19.906 (3)	0.880	69.83	11:11:25.619
14 -	1:20.041	1.015	69.71	11:12:45.660

#### P17 19 Duncan AUKLAND

LAP	LAP TIME	DIFF	MPH	TIME OF DAY
1 -	1:36.246	16.153	57.97	10:52:58.901
2 -	1:40.104	20.011	55.74	10:54:39.005
3 -	2:27.017	1:06.924	37.95	10:57:06.022
4 -	2:06.740	46.647	44.02	10:59:12.762
5 -	1:22.011	1.918	68.04	11:00:34.773
6 -	1:22.549	2.456	67.59	11:01:57.322
7 -	1:21.550	1.457	68.42	11:03:18.872
8 -	1:22.599	2.506	67.55	11:04:41.471
9 -	1:20.211 (2)	0.118	69.56	11:06:01.682
10 -	1:21.465	1.372	68.49	11:07:23.147
11 -	1:22.783	2.690	67.40	11:08:45.930
12 -	1:21.236	1.143	68.68	11:10:07.166
13 -	1:20.093 (1)		69.66	11:11:27.259
14 -	1:21.146 (3)	1.053	68.76	11:12:48.405

#### P18 118 Richard WALKER

LAP	LAP TIME	DIFF	MPH	TIME OF DAY
1 -	1:34.319	12.527	59.16	10:52:56.974
2 -	1:40.117	18.325	55.73	10:54:37.091
3 -	2:26.810	1:05.018	38.00	10:57:03.901
4 -	2:06.856	45.064	43.98	10:59:10.757
5 -	1:22.879	1.087	67.32	11:00:33.636
6 -	1:22.204	0.412	67.88	11:01:55.840
7 -	1:22.661	0.869	67.50	11:03:18.501
8 -	1:23.965	2.173	66.45	11:04:42.466
9 -	1:22.763	0.971	67.42	11:06:05.229
10 -	1:23.008	1.216	67.22	11:07:28.237
11 -	1:22.187 (3)	0.395	67.89	11:08:50.424
12 -	1:22.405	0.613	67.71	11:10:12.829
13 -	1:21.792 (1)		68.22	11:11:34.621

DIFF = Difference To Personal Best Lap

14 -	1:21.875 (2)	0.083	68.15	11:12:56.496
------	--------------	-------	-------	--------------

#### P19 15 Julian WOOD

LAP	LAP TIME	DIFF	MPH	TIME OF DAY
1 -	1:35.771	15.431	58.26	10:52:58.426
2 -	1:39.634	19.294	56.00	10:54:38.060
3 -	2:27.088	1:06.748	37.93	10:57:05.148
4 -	2:06.723	46.383	44.03	10:59:11.871
5 -	1:22.304	1.964	67.79	11:00:34.175
6 -	1:23.856	3.516	66.54	11:01:58.031
7 -	1:21.712 (2)	1.372	68.28	11:03:19.743
8 -	1:23.835	3.495	66.55	11:04:43.578
9 -	1:22.181	1.841	67.89	11:06:05.759
10 -	1:23.039	2.699	67.19	11:07:28.798
11 -	1:24.101	3.761	66.34	11:08:52.899
12 -	1:21.952	1.612	68.08	11:10:14.851
13 -	1:20.340 (1)		69.45	11:11:35.191
14 -	1:21.747 (3)	1.407	68.25	11:12:56.938

#### P20 58 Ryan NELSON

LAP	LAP TIME	DIFF	MPH	TIME OF DAY
1 -	1:32.867	10.471	60.08	10:52:55.522
2 -	1:35.653	13.257	58.33	10:54:31.175
3 -	2:29.292	1:06.896	37.37	10:57:00.467
4 -	2:09.032	46.636	43.24	10:59:09.499
5 -	1:22.667 (2)	0.271	67.50	11:00:32.166
6 -	1:22.396 (1)		67.72	11:01:54.562
7 -	1:23.567	1.171	66.77	11:03:18.129
8 -	1:23.044	0.648	67.19	11:04:41.173
9 -	1:23.619	1.223	66.73	11:06:04.792
10 -	1:23.038 (3)	0.642	67.19	11:07:27.830
11 -	1:24.631	2.235	65.93	11:08:52.461
12 -	1:25.022	2.626	65.63	11:10:17.483
13 -	1:24.269	1.873	66.21	11:11:41.752
14 -	1:26.125	3.729	64.78	11:13:07.877

#### P21 5 David JONES

LAP	LAP TIME	DIFF	MPH	TIME OF DAY
1 -	1:38.424	17.607	56.69	10:53:01.079
2 -	1:40.114	19.297	55.73	10:54:41.193
3 -	2:27.201	1:06.384	37.90	10:57:08.394
4 -	2:10.488	49.671	42.76	10:59:18.882
5 -	1:23.551	2.734	66.78	11:00:42.433
6 -	1:23.563	2.746	66.77	11:02:05.996
7 -	1:22.135 (2)	1.318	67.93	11:03:28.131
8 -	1:48.308 P	27.491	51.52	11:05:16.439
9 -	2:08.730	47.913	43.34	11:07:25.169
10 -	1:31.444	10.627	61.02	11:08:56.613
11 -	1:22.666	1.849	67.50	11:10:19.279
12 -	1:20.817 (1)		69.04	11:11:40.096
13 -	1:22.526 (3)	1.709	67.61	11:13:02.622

#### P22 34 Helen ALLEN

LAP	LAP TIME	DIFF	MPH	TIME OF DAY
1 -	1:46.553	17.918	52.36	10:53:09.208
2 -	1:34.594	5.959	58.98	10:54:43.802
3 -	2:26.825	58.190	38.00	10:57:10.627
4 -	2:14.408	45.773	41.51	10:59:25.035
5 -	1:31.552	2.917	60.94	11:00:56.587
6 -	1:29.844 (2)	1.209	62.10	11:02:26.431
7 -	1:30.544	1.909	61.62	11:03:56.975
8 -	1:34.928	6.293	58.78	11:05:31.903

# BARC NW Race Meeting - Anglesey - 7th/8th September 2024

## CNC Heads Sports / Saloon Car Championship

### RACE 8 - LAP ANALYSIS

DIFF = Difference To Personal Best Lap

9 -	1:30.093 (3)	1.458	61.93	11:07:01.996
10 -	1:35.018	6.383	58.72	11:08:37.014
11 -	1:41.850	13.215	54.78	11:10:18.864
12 -	1:31.754	3.119	60.81	11:11:50.618
13 -	<b>1:28.635 (1)</b>		<b>62.95</b>	<b>11:13:19.253</b>

#### P23 27 Garry WARDLE

LAP	LAP TIME	DIFF	MPH	TIME OF DAY
1 -	1:25.714	9.986	65.09	10:52:48.369
2 -	1:27.792	12.064	63.55	10:54:16.161
3 -	2:28.530	1:12.802	37.56	10:56:44.691
4 -	2:17.044	1:01.316	40.71	10:59:01.735
5 -	1:17.808	2.080	71.71	11:00:19.543
6 -	1:16.576 (3)	0.848	72.86	11:01:36.119
7 -	<b>1:15.728 (1)</b>		<b>73.68</b>	<b>11:02:51.847</b>
8 -	1:15.819 (2)	0.091	73.59	11:04:07.666
9 -	1:16.719	0.991	72.73	11:05:24.385
10 -	1:47.319	31.591	51.99	11:07:11.704

#### P24 144 Tim FOXLOW

LAP	LAP TIME	DIFF	MPH	TIME OF DAY
1 -	1:27.973	10.529	63.42	10:52:50.628
2 -	1:32.558	15.114	60.28	10:54:23.186
3 -	2:26.523	1:09.079	38.08	10:56:49.709
4 -	2:13.964	56.520	41.65	10:59:03.673
5 -	1:20.097 (3)	2.653	69.66	11:00:23.770
6 -	<b>1:17.444 (1)</b>		<b>72.05</b>	<b>11:01:41.214</b>
7 -	1:18.862 (2)	1.418	70.75	11:03:00.076
8 -	1:20.996	3.552	68.89	11:04:21.072
9 -	1:42.271 P	24.827	54.56	11:06:03.343

#### P25 36 Alek MODRO

LAP	LAP TIME	DIFF	MPH	TIME OF DAY
1 -	1:36.986 (2)	15.433	57.53	10:52:59.641
2 -	1:40.749 (3)	19.196	55.38	10:54:40.390
3 -	2:26.719	1:05.166	38.03	10:57:07.109
4 -	2:09.743	48.190	43.00	10:59:16.852
5 -	<b>1:21.553 (1)</b>		<b>68.42</b>	<b>11:00:38.405</b>
6 -	1:36.163 P	14.610	58.02	11:02:14.568

# BARC NW Race Meeting - Anglesey - 7th/8th September 2024

## CNC Heads Sports / Saloon Car Championship

### RACE 8 - STATISTICS

**Competitors Started** 27  
**Planned Start** 2024-09-08 @ 10:40:00.000  
**Actual Start** 2024-09-08 @ 10:51:22.654  
**Finish Time** 2024-09-08 @ 11:12:27.669  
**Track Length** 1.5500mi.  
**Total Laps** 340  
**Total Distance Covered** 527.0035mi.

#### Session Fastest Lap History

NO	CL	NAME	LAP TIME	TIME OF DAY	LAP	VEHICLE
181	A	Jim HUTCHINSON	1:17.652	10:52:40.337	1	Ford Escort RSR
29	B	Arron ARMIGER	1:14.342	11:00:14.681	5	Vauxhall Tigra
181	A	Jim HUTCHINSON	1:12.006	11:01:26.888	6	Ford Escort RSR
181	A	Jim HUTCHINSON	1:11.842	11:03:51.643	8	Ford Escort RSR

#### Session Leader History

NO	CL	NAME	FROM LAP	LAPS LED	DISTANCE	VEHICLE
181	A	Jim HUTCHINSON	1	4	6.20 miles	Ford Escort RSR
29	B	Arron ARMIGER	5	1	1.55 miles	Vauxhall Tigra
181	A	Jim HUTCHINSON	6	10	15.50 miles	Ford Escort RSR

#### Flag History

TYPE	TIME OF DAY
GREEN	10:51:22.654
SAFETY	10:53:15.638
GREEN	10:58:58.656
FINISH	11:12:27.669

#### Flag Statistics

TYPE	COUNT	TOTAL LAPS	TOTAL TIME
Green	2	13	16:27.961
Red	0	0	0.000
Safety Car	1	2	5:43.018
FCY	0	0	0.000

# BARC NW Race Meeting - Anglesey - 7th/8th September 2024

## CNC Heads Sports / Saloon Car Championship

### RACE 8 - STATISTICS

CLASS : A

3 Starters

#### Fastest Lap History

NO	NAME	LAP TIME	TIME OF DAY	LAP	VEHICLE
181	Jim HUTCHINSON	1:17.652	10:52:40.337	1	Ford Escort RSR
181	Jim HUTCHINSON	1:14.727	11:00:14.885	5	Ford Escort RSR
181	Jim HUTCHINSON	1:12.006	11:01:26.888	6	Ford Escort RSR
181	Jim HUTCHINSON	1:11.842	11:03:51.643	8	Ford Escort RSR

#### Leader History

NO	NAME	FROM LAP	LAPS LED	DISTANCE	VEHICLE
181	Jim HUTCHINSON	1	15	23.25 miles	Ford Escort RSR



# BARC NW Race Meeting - Anglesey - 7th/8th September 2024

## CNC Heads Sports / Saloon Car Championship

### RACE 8 - STATISTICS

CLASS : B

9 Starters

#### Fastest Lap History

NO	NAME	LAP TIME	TIME OF DAY	LAP	VEHICLE
96	Bod BUCKBY	1:19.773	10:52:42.454	1	Caterham 7
29	Arron ARMIGER	1:14.342	11:00:14.681	5	Vauxhall Tigra
29	Arron ARMIGER	1:13.169	11:01:27.845	6	Vauxhall Tigra
29	Arron ARMIGER	1:12.586	11:02:40.433	7	Vauxhall Tigra

#### Leader History

NO	NAME	FROM LAP	LAPS LED	DISTANCE	VEHICLE
96	Bod BUCKBY	1	1	1.55 miles	Caterham 7
29	Arron ARMIGER	2	14	21.70 miles	Vauxhall Tigra

# BARC NW Race Meeting - Anglesey - 7th/8th September 2024

## CNC Heads Sports / Saloon Car Championship

### RACE 8 - STATISTICS

CLASS : D

8 Starters

#### Fastest Lap History

NO	NAME	LAP TIME	TIME OF DAY	LAP	VEHICLE
45	Oliver THOMAS	1:26.721	10:52:49.404	1	Subaru Impreza
45	Oliver THOMAS	1:19.051	11:00:21.570	5	Subaru Impreza
45	Oliver THOMAS	1:16.533	11:01:38.102	6	Subaru Impreza
45	Oliver THOMAS	1:16.357	11:02:54.457	7	Subaru Impreza

#### Leader History

NO	NAME	FROM LAP	LAPS LED	DISTANCE	VEHICLE
45	Oliver THOMAS	1	15	23.25 miles	Subaru Impreza

# BARC NW Race Meeting - Anglesey - 7th/8th September 2024

## CNC Heads Sports / Saloon Car Championship

### RACE 8 - STATISTICS

CLASS : E

6 Starters

#### Fastest Lap History

NO	NAME	LAP TIME	TIME OF DAY	LAP	VEHICLE
55	Paul ROTHEROE	1:30.277	10:52:52.958	1	Citroen Xsara VTS
55	Paul ROTHEROE	1:20.323	11:00:24.405	5	Citroen Xsara VTS
55	Paul ROTHEROE	1:17.820	11:01:42.225	6	Citroen Xsara VTS
55	Paul ROTHEROE	1:17.769	11:05:36.433	9	Citroen Xsara VTS
55	Paul ROTHEROE	1:17.712	11:13:24.441	15	Citroen Xsara VTS

#### Leader History

NO	NAME	FROM LAP	LAPS LED	DISTANCE	VEHICLE
55	Paul ROTHEROE	1	15	23.25 miles	Citroen Xsara VTS

# BARC NW Race Meeting - Anglesey - 7th/8th September 2024

## CNC Heads Sports / Saloon Car Championship

### RACE 8 - STATISTICS

CLASS : F

1 Starters

#### Fastest Lap History

NO	NAME	LAP TIME	TIME OF DAY	LAP	VEHICLE
34	Helen ALLEN	<b>1:46.553</b>	10:53:09.247	1	Ford Fiesta Zetec S
34	Helen ALLEN	<b>1:34.594</b>	10:54:43.852	2	Ford Fiesta Zetec S
34	Helen ALLEN	<b>1:31.552</b>	11:00:56.623	5	Ford Fiesta Zetec S
34	Helen ALLEN	<b>1:29.844</b>	11:02:26.469	6	Ford Fiesta Zetec S
34	Helen ALLEN	<b>1:28.635</b>	11:13:19.288	13	Ford Fiesta Zetec S

#### Leader History

NO	NAME	FROM LAP	LAPS LED	DISTANCE	VEHICLE
34	Helen ALLEN	1	13	20.15 miles	Ford Fiesta Zetec S

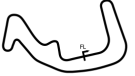
CNC Heads Sports / Saloon Car Championship

RACE 14 - GRID (20 minutes)

ROW 15		29	<b>95</b> Ben ROBERTS		
ROW 14	28	<b>99</b> Chris ROBERTS	27	<b>26</b> Louie DOBSON	
ROW 13		26	<b>18</b> Jon MADOC JONES	25	<b>36</b> Alek MODRO
ROW 12	24	<b>144</b> Tim FOXLOW	23	<b>27</b> Garry WARDLE	
ROW 11		22	<b>34</b> Helen ALLEN	21	<b>5</b> David JONES
ROW 10	20	<b>58</b> Ryan NELSON	19	<b>15</b> Julian WOOD	
ROW 9		18	<b>118</b> Richard WALKER	17	<b>19</b> Duncan AUKLAND
ROW 8	16	<b>79</b> Clive DIX	15	<b>176</b> Rob PHILLIPS	
ROW 7		14	<b>77</b> Steven PARKER	13	<b>128</b> Lee BULL
ROW 6	12	<b>88</b> Thomas FRANKLAND	11	<b>70</b> Philip WHITE	
ROW 5		10	<b>98</b> Matthew JONES	9	<b>55</b> Paul ROTHEROE
ROW 4	8	<b>72</b> Mark PRIMETT	7	<b>30</b> Robert WAKELIN	
ROW 3		6	<b>45</b> Oliver THOMAS	5	<b>39</b> Jamie CRYER
ROW 2	4	<b>96</b> Bod BUCKBY	3	<b>4</b> Paul MASTERS	
ROW 1		2	<b>29</b> Arron ARMIGER	1	<b>181</b> Jim HUTCHINSON
<b>Pole</b>					

These results are provisional until the conclusion of any judicial and technical matters.

Anglesey Coastal: 1.5500 miles

Clerk Of Course: Mark Mitchell	Stewards:	Timekeeper: Richard Evans	
--------------------------------	-----------	---------------------------	---

Results can be found at [www.tsl-timing.com](http://www.tsl-timing.com)

Printed - 11:15 Sunday, 08 September 2024



# BARC NW Race Meeting - Anglesey - 7th/8th September 2024



CNC engineered gas  
flowed cylinder heads  
cncheads.co.uk

Sports/Saloon Car Championship Organised by the British Automobile Racing Club (NW Centre)

## CNC Heads Sports / Saloon Car Championship

### RACE 14 - CLASSIFICATION

Race Distance: 17 Laps / 26.35 miles

POS	NO	CL	PIC	NAME	ENTRY	LAPS	TIME	GAP	DIFF	MPH	BEST	ON	GRD	↑↓
1	181	A	1	Jim HUTCHINSON	Ford Escort RSR	17	21:02.619			75.13	1:12.489	2	1	0
2	29	B	1	Arron ARMIGER	Vauxhall Tigra	17	21:27.578	24.959	24.959	73.67	1:13.824	2	2	0
3	30	B	2	Robert WAKELIN	Peugeot 205	17	21:59.385	56.766	31.807	71.89	1:15.895	9	7	4
4	45	D	1	Oliver THOMAS	Subaru Impreza	17	22:01.363	58.744	1.978	71.78	1:16.187	13	6	2
5	55	E	1	Paul ROTHEROE	Citroen Xsara VTS	17	22:13.314	1:10.695	11.951	71.14	1:16.222	9	9	4
6	144	B	3	Tim FOXLOW	Ford Escort RSR	16	21:18.140	1 Lap	1 Lap	69.85	1:17.465	7	24	18
7	77	D	2	Steven PARKER	Ford Fiesta	16	21:19.210	1 Lap	1.070	69.79	1:18.428	5	14	7
8	88	B	4	Thomas FRANKLAND	Renault 5GT	16	21:31.959	1 Lap	12.749	69.10	1:19.175	9	12	4
9	79	D	3	Clive DIX	Mazda RX7 FD	16	21:35.763	1 Lap	3.804	68.90	1:18.635	6	16	7
10	118	D	4	Richard WALKER	Mini F56 Challenge	16	21:36.567	1 Lap	0.804	68.85	1:19.052	12	18	8
11	70	D	5	Philip WHITE	BMW 325ci	16	21:47.242	1 Lap	10.675	68.29	1:20.470	5	11	0
12	128	E	2	Lee BULL	Renault Clio	16	22:00.508	1 Lap	13.266	67.61	1:20.643	7	13	1
13	15	E	3	Julian WOOD	BMW Compact	16	22:05.844	1 Lap	5.336	67.33	1:20.314	11	19	6
14	26	E	4	Louie DOBSON	Ford Fiesta st 150	15	21:50.863	2 Laps	1 Lap	63.85	1:25.110	6	27	13
15	19	A	2	Duncan AUKLAND	Proton Putra	15	22:01.012	2 Laps	10.149	63.36	1:22.293	2	17	2
16	34	F	1	Helen ALLEN	Ford Fiesta Zetec S	14	21:21.916	3 Laps	1 Lap	60.94	1:27.186	13	22	6

#### NOT CLASSIFIED

DNF	5	D		David JONES	Ford Focus Mk1 RS	14	19:03.365	3 Laps		68.32	1:19.081	14	21	
DNF	72	B		Mark PRIMETT	Banks Lotus Europa	13	16:48.201	4 Laps	1 Lap	71.95	1:16.054	11	8	
DNF	98	E		Matthew JONES	Ford Focus	12	16:14.193	5 Laps	1 Lap	68.73	1:19.530	10	10	
DNF	27	A		Garry WARDLE	Seat TCR	10	13:08.529	7 Laps	2 Laps	70.76	1:16.397	5	23	
DNF	95	B		Ben ROBERTS	Locost 7 RR	3	4:07.425	14 Laps	7 Laps	67.65	1:16.036	2	29	
DNF	36	B		Alek MODRO	Ford Fiesta ST150	3	4:25.537	14 Laps		18.112	1:22.538	2	25	

#### NOT STARTED

NS	4	B		Paul MASTERS	Westfield Wide body									3
NS	96	B		Bod BUCKBY	Caterham 7									4
NS	39	B		Jamie CRYER	Ginetta G20									5
NS	176	E		Rob PHILLIPS	Honda Civic									15
NS	58	D		Ryan NELSON	Mini Cooper									20
NS	18	D		Jon MADOC JONES	BMW E46 330 Ci									26
NS	99	B		Chris ROBERTS	Ginetta G40									28

#### FASTEST LAP

181	A			Jim HUTCHINSON	Ford Escort RSR	2	1:12.489			76.97 mph				123.88 kph
29	B			Arron ARMIGER	Vauxhall Tigra	2	1:13.824			75.58 mph				121.64 kph
45	D			Oliver THOMAS	Subaru Impreza	13	1:16.187			73.24 mph				117.87 kph
55	E			Paul ROTHEROE	Citroen Xsara VTS	9	1:16.222			73.20 mph				117.81 kph
34	F			Helen ALLEN	Ford Fiesta Zetec S	13	1:27.186			64.00 mph				103.00 kph

Weather / Track : Cloudy / Dry

These results are provisional until the conclusion of any judicial and technical matters.

Date: 08/09/2024 Start: 15:25 Finish: 15:46

Anglesey Coastal: 1.5500 miles

Clerk Of Course: Mark Mitchell

Stewards:

Timekeeper: Richard Evans



Results can be found at [www.tsl-timing.com](http://www.tsl-timing.com)

Printed - 15:48 Sunday, 08 September 2024



# BARC NW Race Meeting - Anglesey - 7th/8th September 2024

## CNC Heads Sports / Saloon Car Championship

### RACE 14 - LAP CHART

LAP 1 @ 15:27:14.409			LAP 2 @ 15:28:26.898			LAP 3 @ 15:29:39.938			LAP 4 @ 15:30:52.891			LAP 5 @ 15:32:06.343		
NO	BEHIND	LAP TIME	NO	BEHIND	LAP TIME	NO	BEHIND	LAP TIME	NO	BEHIND	LAP TIME	NO	BEHIND	LAP TIME
181		1:15.852	181		1:12.489	181		1:13.040	181		1:12.953	181		1:13.452
29	3.575	1:19.427	29	4.910	1:13.824	29	6.407	1:14.537	29	8.123	1:14.669	34	1 Lap	1:31.162
45	6.592	1:22.444	45	11.752	1:17.649	45	15.445	1:16.733	45	19.321	1:16.829	29	9.828	1:15.157
72	7.707	1:23.559	72	12.016	1:16.798	72	15.924	1:16.948	72	19.642	1:16.671	45	23.667	1:17.798
128	9.485	1:25.337	30	15.998	1:18.660	30	21.450	1:18.492	30	25.974	1:17.477	72	24.076	1:17.886
30	9.827	1:25.679	77	17.725	1:19.249	77	24.888	1:20.203	55	30.888	1:18.121	30	29.678	1:17.156
77	10.965	1:26.817	95	18.649	1:16.036	55	25.720	1:19.551	27	33.051	1:16.875	27	35.996	1:16.397
70	11.579	1:27.431	128	18.834	1:21.838	95	26.044	1:20.435	77	33.628	1:21.693	55	36.027	1:18.591
55	11.767	1:27.619	55	19.209	1:19.931	128	27.003	1:21.209	128	34.766	1:20.716	77	38.604	1:18.428
98	12.481	1:28.333	70	20.287	1:21.197	70	28.065	1:20.818	98	36.127	1:20.498	128	42.045	1:20.731
88	13.198	1:29.050	98	20.532	1:20.540	98	28.582	1:21.090	70	37.014	1:21.902	98	42.352	1:19.677
19	14.328	1:30.180	88	21.280	1:20.571	88	28.943	1:20.703	88	37.441	1:21.451	144	43.031	1:18.270
95	15.102	1:30.954	79	23.154	1:20.453	27	29.129	1:18.855	144	38.213	1:18.757	70	44.032	1:20.470
79	15.190	1:31.042	27	23.314	1:18.104	79	31.012	1:20.898	79	39.093	1:21.034	88	44.511	1:20.522
118	16.641	1:32.493	19	24.132	1:22.293	144	32.409	1:18.710	118	41.801	1:20.461	79	46.879	1:21.238
36	17.510	1:33.362	118	25.839	1:21.687	19	33.644	1:22.552	19	43.264	1:22.573	118	47.955	1:19.606
27	17.699	1:33.551	144	26.739	1:19.571	118	34.293	1:21.494	5	46.021	1:20.745	5	53.739	1:21.170
5	19.330	1:35.182	36	27.559	1:22.538	5	38.229	1:22.405	15	50.875	1:22.735	15	1:00.052	1:22.629
144	19.657	1:35.509	5	28.864	1:22.023	15	41.093	1:23.151	26	1:05.407	1:26.645			
15	20.951	1:36.803	15	30.982	1:22.520	36	44.156	1:29.637 P						
26	24.416	1:40.268	26	38.364	1:26.437	26	51.715	1:26.391						
34	29.176	1:45.028	34	47.865	1:31.178	34	1:04.974	1:30.149						

# BARC NW Race Meeting - Anglesey - 7th/8th September 2024

## CNC Heads Sports / Saloon Car Championship

### RACE 14 - LAP CHART

LAP 6 @ 15:33:20.209			LAP 7 @ 15:34:33.756			LAP 8 @ 15:35:47.775			LAP 9 @ 15:37:01.480			LAP 10 @ 15:38:15.931		
NO	BEHIND	LAP TIME	NO	BEHIND	LAP TIME	NO	BEHIND	LAP TIME	NO	BEHIND	LAP TIME	NO	BEHIND	LAP TIME
181		1:13.866	181		1:13.547	181		1:14.019	181		1:13.705	181		1:14.451
26	1 Lap	1:26.701	29	13.186	1:15.496	15	1 Lap	1:22.950	15	1 Lap	1:21.708	5	1 Lap	1:20.956
19	1 Lap	1:51.274 P	26	1 Lap	1:25.110	29	14.330	1:15.163	29	16.739	1:16.114	34	2 Laps	1:30.295
29	11.237	1:15.275	45	31.569	1:18.279	26	1 Lap	1:26.131	72	37.153	1:16.672	29	17.753	1:15.465
34	1 Lap	1:29.436	72	31.644	1:17.947	72	34.186	1:16.561	45	38.775	1:17.527	15	1 Lap	1:22.593
45	26.837	1:17.036	30	35.647	1:17.000	45	34.953	1:17.403	30	39.935	1:15.895	72	38.995	1:16.293
72	27.244	1:17.034	27	42.316	1:17.069	30	37.745	1:16.117	26	1 Lap	1:27.373	45	41.642	1:17.318
30	32.194	1:16.382	19	1 Lap	1:48.801	27	44.863	1:16.566	27	47.619	1:16.461	30	41.856	1:16.372
27	38.794	1:16.664	55	43.938	1:17.141	55	46.550	1:16.631	55	49.067	1:16.222	27	51.155	1:17.987
55	40.344	1:18.183	34	1 Lap	1:35.293	19	1 Lap	1:25.583	144	58.945	1:17.860	55	51.646	1:17.030
77	43.712	1:18.974	77	49.504	1:19.339	144	54.790	1:17.705	77	1:00.601	1:18.947	26	1 Lap	1:26.332
144	47.186	1:18.021	144	51.104	1:17.465	77	55.359	1:19.874	19	1 Lap	1:26.352	144	1:03.745	1:19.251
98	49.209	1:20.723	98	55.409	1:19.747	98	1:02.344	1:20.954	88	1:08.234	1:19.175	77	1:05.251	1:19.101
128	49.752	1:21.573	128	56.848	1:20.643	88	1:02.764	1:19.341	98	1:09.473	1:20.834	88	1:13.366	1:19.583
70	50.651	1:20.485	88	57.442	1:20.013	128	1:05.076	1:22.247	79	1:10.947	1:18.825	98	1:14.552	1:19.530
88	50.976	1:20.331	70	58.699	1:21.595	79	1:05.827	1:20.669	128	1:12.890	1:21.519			
79	51.648	1:18.635	79	59.177	1:21.076	70	1:06.431	1:21.751	70	1:13.886	1:21.160			
118	54.251	1:20.162	118	1:00.262	1:19.558	118	1:06.728	1:20.485	118	1:14.260	1:21.237			
5	59.065	1:19.192	5	1:05.106	1:19.588	34	1 Lap	1:34.967						
15	1:07.871	1:21.685				5	1:10.766	1:19.679						



# BARC NW Race Meeting - Anglesey - 7th/8th September 2024

## CNC Heads Sports / Saloon Car Championship

### RACE 14 - LAP CHART

LAP 11 @ 15:39:30.844			LAP 12 @ 15:40:43.955			LAP 13 @ 15:41:59.526			LAP 14 @ 15:43:13.890			LAP 15 @ 15:44:30.582		
NO	BEHIND	LAP TIME	NO	BEHIND	LAP TIME	NO	BEHIND	LAP TIME	NO	BEHIND	LAP TIME	NO	BEHIND	LAP TIME
<b>181</b>		1:14.913	<b>181</b>		1:13.111	<b>181</b>		1:15.571	<b>181</b>		1:14.364	<b>181</b>		1:16.692
<b>79</b>	1 Lap	1:19.714	<b>88</b>	1 Lap	1:19.768	<b>77</b>	1 Lap	1:19.755	<b>144</b>	1 Lap	1:19.263	<b>144</b>	1 Lap	1:19.647
<b>19</b>	2 Laps	1:27.304	<b>98</b>	1 Lap	1:20.203	<b>26</b>	2 Laps	1:27.114	<b>77</b>	1 Lap	1:19.785	<b>77</b>	1 Lap	1:19.639
<b>118</b>	1 Lap	1:19.857	<b>79</b>	1 Lap	1:19.590	<b>88</b>	1 Lap	1:19.535	<b>26</b>	2 Laps	1:25.492	<b>88</b>	1 Lap	1:20.001
<b>128</b>	1 Lap	1:22.125	<b>118</b>	1 Lap	1:19.853	<b>79</b>	1 Lap	1:20.130	<b>88</b>	1 Lap	1:20.392	<b>79</b>	1 Lap	1:20.422
<b>70</b>	1 Lap	1:21.662	<b>128</b>	1 Lap	1:22.068	<b>98</b>	1 Lap	1:22.064	<b>79</b>	1 Lap	1:19.476	<b>118</b>	1 Lap	1:20.343
<b>5</b>	1 Lap	1:19.205	<b>70</b>	1 Lap	1:21.838	<b>118</b>	1 Lap	1:19.052	<b>118</b>	1 Lap	1:19.464	<b>29</b>	24.075	1:16.919
<b>29</b>	18.707	1:15.867	<b>5</b>	1 Lap	1:20.640	<b>70</b>	1 Lap	1:21.469	<b>29</b>	23.848	1:15.642	<b>26</b>	2 Laps	1:28.138
<b>34</b>	2 Laps	1:28.262	<b>19</b>	2 Laps	1:26.423	<b>5</b>	1 Lap	1:21.264	<b>70</b>	1 Lap	1:22.022	<b>5</b>	1 Lap	1:19.081
<b>15</b>	1 Lap	1:21.352	<b>29</b>	21.891	1:16.295	<b>128</b>	1 Lap	1:22.438	<b>5</b>	1 Lap	1:22.235	<b>70</b>	1 Lap	1:20.928
<b>72</b>	40.136	1:16.054	<b>15</b>	1 Lap	1:20.314	<b>29</b>	22.570	1:16.250	<b>128</b>	1 Lap	1:22.380	<b>128</b>	1 Lap	1:25.280
<b>45</b>	44.530	1:17.801	<b>34</b>	2 Laps	1:29.395	<b>19</b>	2 Laps	1:24.121	<b>19</b>	2 Laps	1:23.598	<b>19</b>	2 Laps	1:23.015
<b>30</b>	44.743	1:17.800	<b>72</b>	44.059	1:17.034	<b>15</b>	1 Lap	1:20.742	<b>15</b>	1 Lap	1:22.000	<b>15</b>	1 Lap	1:22.365
<b>55</b>	53.811	1:17.078	<b>30</b>	48.808	1:17.176	<b>72</b>	47.232	1:18.744	<b>30</b>	53.411	1:18.184	<b>30</b>	53.077	1:16.358
<b>26</b>	1 Lap	1:25.899	<b>45</b>	50.190	1:18.771	<b>30</b>	49.591	1:16.354	<b>45</b>	53.895	1:17.453	<b>45</b>	54.123	1:16.920
<b>144</b>	1:07.671	1:18.839	<b>55</b>	58.801	1:18.101	<b>45</b>	50.806	1:16.187	<b>55</b>	1:04.776	1:18.384	<b>55</b>	1:06.414	1:18.330
<b>77</b>	1:09.084	1:18.746	<b>144</b>	1:15.371	1:20.811	<b>34</b>	2 Laps	1:30.851	<b>34</b>	2 Laps	1:30.506			
						<b>55</b>	1:00.756	1:17.526						

# BARC NW Race Meeting - Anglesey - 7th/8th September 2024

## CNC Heads Sports / Saloon Car Championship

### RACE 14 - LAP CHART

LAP 16 @ 15:45:46.183			LAP 17 @ 15:47:01.176		
NO	BEHIND	LAP TIME	NO	BEHIND	LAP TIME
181		1:15.601	181		1:14.993
34	3 Laps	1:27.186	144	1 Lap	1:18.841
144	1 Lap	1:19.620	77	1 Lap	1:19.363
77	1 Lap	1:19.297	34	3 Laps	1:28.208
88	1 Lap	1:20.286	29	24.959	1:15.364
29	24.588	1:16.114	88	1 Lap	1:21.237
79	1 Lap	1:20.585	79	1 Lap	1:21.976
118	1 Lap	1:21.134	118	1 Lap	1:19.681
26	2 Laps	1:25.521	70	1 Lap	1:20.907
70	1 Lap	1:21.607	26	2 Laps	1:27.311
128	1 Lap	1:26.732	30	56.766	1:17.298
19	2 Laps	1:23.073	128	1 Lap	1:23.672
30	54.461	1:16.985	19	2 Laps	1:23.870
45	55.173	1:16.651	45	58.744	1:18.564
15	1 Lap	1:21.509	15	1 Lap	1:20.788
55	1:08.282	1:17.469	55	1:10.695	1:17.406

# BARC NW Race Meeting - Anglesey - 7th/8th September 2024

## CNC Heads Sports / Saloon Car Championship

### RACE 14 - POSITION CHART

No	Name	Lap																	
		Pos	1	2	3	4	5	6	7	8	9	10	11	12	13	14	15	16	17
181	HUTCHINSON	1	181	181	181	181	181	181	181	181	181	181	181	181	181	181	181	181	181
29	ARMIGER	2	29	29	29	29	29	29	29	29	29	29	29	29	29	29	29	29	29
4	MASTERS	3	45	45	45	45	45	45	45	72	72	72	72	72	72	30	30	30	30
96	BUCKBY	4	72	72	72	72	72	72	72	45	45	45	45	30	30	45	45	45	45
39	CRYER	5	128	30	30	30	30	30	30	30	30	30	30	45	45	55	55	55	55
45	THOMAS	6	30	77	77	55	27	27	27	27	27	27	55	55	55	144	144	144	
30	WAKELIN	7	77	95	55	27	55	55	55	55	55	55	144	144	144	77	77	77	
72	PRIMETT	8	70	128	95	77	77	77	77	144	144	144	77	77	77	88	88	88	
55	ROTHEROE	9	55	55	128	128	128	144	144	77	77	77	88	88	88	79	79	79	
98	JONES	10	98	70	70	98	98	98	98	88	88	88	98	79	79	118	118	118	
70	WHITE	11	88	98	98	70	144	128	128	88	98	98	79	98	118	5	70	70	
88	FRANKLAND	12	19	88	88	88	70	70	88	128	79	79	118	118	70	70	128	128	
128	BULL	13	95	79	27	144	88	88	70	79	128	118	128	70	5	128	15	15	
77	PARKER	14	79	27	79	79	79	79	79	70	70	128	70	5	128	15	26		
176	PHILLIPS	15	118	19	144	118	118	118	118	118	70	5	128	15	26	19			
79	DIX	16	36	118	19	19	5	5	5	5	5	5	15	15	26	19			
19	AUKLAND	17	27	144	118	5	15	15	15	15	15	15	26	26	19	34			
118	WALKER	18	5	36	5	15	26	26	26	26	26	26	19	19	34				
15	WOOD	19	144	5	15	26	19	19	19	19	19	19	34	34					
58	NELSON	20	15	15	36	34	34	34	34	34	34	34							
5	JONES	21	26	26	26														
34	ALLEN	22	34	34	34														
27	WARDLE	23																	
144	FOXLOW	24																	
36	MODRO	25																	
18	MADOC JONES	26																	
26	DOBSON	27																	
99	ROBERTS	28																	
95	ROBERTS	29																	

# BARC NW Race Meeting - Anglesey - 7th/8th September 2024

## CNC Heads Sports / Saloon Car Championship

### RACE 14 - LAP ANALYSIS

DIFF = Difference To Personal Best Lap

P1 181 Jim HUTCHINSON				
LAP	LAP TIME	DIFF	MPH	TIME OF DAY
1 -	1:15.852	3.363	73.56	15:27:14.409
2 -	<b>1:12.489 (1)</b>		<b>76.97</b>	<b>15:28:26.898</b>
3 -	1:13.040 (3)	0.551	76.39	15:29:39.938
4 -	1:12.953 (2)	0.464	76.48	15:30:52.891
5 -	1:13.452	0.963	75.96	15:32:06.343
6 -	1:13.866	1.377	75.54	15:33:20.209
7 -	1:13.547	1.058	75.87	15:34:33.756
8 -	1:14.019	1.530	75.38	15:35:47.775
9 -	1:13.705	1.216	75.70	15:37:01.480
10 -	1:14.451	1.962	74.94	15:38:15.931
11 -	1:14.913	2.424	74.48	15:39:30.844
12 -	1:13.111	0.622	76.32	15:40:43.955
13 -	1:15.571	3.082	73.83	15:41:59.526
14 -	1:14.364	1.875	75.03	15:43:13.890
15 -	1:16.692	4.203	72.75	15:44:30.582
16 -	1:15.601	3.112	73.80	15:45:46.183
17 -	1:14.993	2.504	74.40	15:47:01.176

P2 29 Arron ARMIGER				
LAP	LAP TIME	DIFF	MPH	TIME OF DAY
1 -	1:19.427	5.603	70.25	15:27:17.984
2 -	<b>1:13.824 (1)</b>		<b>75.58</b>	<b>15:28:31.808</b>
3 -	1:14.537 (2)	0.713	74.86	15:29:46.345
4 -	1:14.669 (3)	0.845	74.73	15:31:01.014
5 -	1:15.157	1.333	74.24	15:32:16.171
6 -	1:15.275	1.451	74.12	15:33:31.446
7 -	1:15.496	1.672	73.91	15:34:46.942
8 -	1:15.163	1.339	74.23	15:36:02.105
9 -	1:16.114	2.290	73.31	15:37:18.219
10 -	1:15.465	1.641	73.94	15:38:33.684
11 -	1:15.867	2.043	73.55	15:39:49.551
12 -	1:16.295	2.471	73.13	15:41:05.846
13 -	1:16.250	2.426	73.18	15:42:22.096
14 -	1:15.642	1.818	73.76	15:43:37.738
15 -	1:16.919	3.095	72.54	15:44:54.657
16 -	1:16.114	2.290	73.31	15:46:10.771
17 -	1:15.364	1.540	74.04	15:47:26.135

P3 30 Robert WAKELIN				
LAP	LAP TIME	DIFF	MPH	TIME OF DAY
1 -	1:25.679	9.784	65.12	15:27:24.236
2 -	1:18.660	2.765	70.93	15:28:42.896
3 -	1:18.492	2.597	71.09	15:30:01.388
4 -	1:17.477	1.582	72.02	15:31:18.865
5 -	1:17.156	1.261	72.32	15:32:36.021
6 -	1:16.382	0.487	73.05	15:33:52.403
7 -	1:17.000	1.105	72.46	15:35:09.403
8 -	1:16.117 (2)	0.222	73.30	15:36:25.520
9 -	<b>1:15.895 (1)</b>		<b>73.52</b>	<b>15:37:41.415</b>
10 -	1:16.372	0.477	73.06	15:38:57.787
11 -	1:17.800	1.905	71.72	15:40:15.587
12 -	1:17.176	1.281	72.30	15:41:32.763
13 -	1:16.354 (3)	0.459	73.08	15:42:49.117
14 -	1:18.184	2.289	71.37	15:44:07.301
15 -	1:16.358	0.463	73.07	15:45:23.659
16 -	1:16.985	1.090	72.48	15:46:40.644
17 -	1:17.298	1.403	72.18	15:47:57.942

DIFF = Difference To Personal Best Lap

P4 45 Oliver THOMAS				
LAP	LAP TIME	DIFF	MPH	TIME OF DAY
1 -	1:22.444	6.257	67.68	15:27:21.001
2 -	1:17.649	1.462	71.86	15:28:38.650
3 -	1:16.733 (3)	0.546	72.72	15:29:55.383
4 -	1:16.829	0.642	72.62	15:31:12.212
5 -	1:17.798	1.611	71.72	15:32:30.010
6 -	1:17.036	0.849	72.43	15:33:47.046
7 -	1:18.279	2.092	71.28	15:35:05.325
8 -	1:17.403	1.216	72.09	15:36:22.728
9 -	1:17.527	1.340	71.97	15:37:40.255
10 -	1:17.318	1.131	72.16	15:38:57.573
11 -	1:17.801	1.614	71.72	15:40:15.374
12 -	1:18.771	2.584	70.83	15:41:34.145
13 -	<b>1:16.187 (1)</b>		<b>73.24</b>	<b>15:42:50.332</b>
14 -	1:17.453	1.266	72.04	15:44:07.785
15 -	1:16.920	0.733	72.54	15:45:24.705
16 -	1:16.651 (2)	0.464	72.79	15:46:41.356
17 -	1:18.564	2.377	71.02	15:47:59.920

P5 55 Paul ROTHEROE				
LAP	LAP TIME	DIFF	MPH	TIME OF DAY
1 -	1:27.619	11.397	63.68	15:27:26.176
2 -	1:19.931	3.709	69.81	15:28:46.107
3 -	1:19.551	3.329	70.14	15:30:05.658
4 -	1:18.121	1.899	71.42	15:31:23.779
5 -	1:18.591	2.369	71.00	15:32:42.370
6 -	1:18.183	1.961	71.37	15:34:00.553
7 -	1:17.141	0.919	72.33	15:35:17.694
8 -	1:16.631 (2)	0.409	72.81	15:36:34.325
9 -	<b>1:16.222 (1)</b>		<b>73.20</b>	<b>15:37:50.547</b>
10 -	1:17.030 (3)	0.808	72.43	15:39:07.577
11 -	1:17.078	0.856	72.39	15:40:24.655
12 -	1:18.101	1.879	71.44	15:41:42.756
13 -	1:17.526	1.304	71.97	15:43:00.282
14 -	1:18.384	2.162	71.18	15:44:18.666
15 -	1:18.330	2.108	71.23	15:45:36.996
16 -	1:17.469	1.247	72.02	15:46:54.465
17 -	1:17.406	1.184	72.08	15:48:11.871

P6 144 Tim FOXLOW				
LAP	LAP TIME	DIFF	MPH	TIME OF DAY
1 -	1:35.509	18.044	58.42	15:27:34.066
2 -	1:19.571	2.106	70.12	15:28:53.637
3 -	1:18.710	1.245	70.89	15:30:12.347
4 -	1:18.757	1.292	70.85	15:31:31.104
5 -	1:18.270	0.805	71.29	15:32:49.374
6 -	1:18.021	0.556	71.51	15:34:07.395
7 -	<b>1:17.465 (1)</b>		<b>72.03</b>	<b>15:35:24.860</b>
8 -	1:17.705 (2)	0.240	71.81	15:36:42.565
9 -	1:17.860 (3)	0.395	71.66	15:38:00.425
10 -	1:19.251	1.786	70.40	15:39:19.676
11 -	1:18.839	1.374	70.77	15:40:38.515
12 -	1:20.811	3.346	69.05	15:41:59.326
13 -	1:19.263	1.798	70.39	15:43:18.589
14 -	1:19.647	2.182	70.05	15:44:38.236
15 -	1:19.620	2.155	70.08	15:45:57.856
16 -	1:18.841	1.376	70.77	15:47:16.697

P7 77 Steven PARKER				
LAP	LAP TIME	DIFF	MPH	TIME OF DAY
1 -	1:26.817	8.389	64.27	15:27:25.374

# BARC NW Race Meeting - Anglesey - 7th/8th September 2024

## CNC Heads Sports / Saloon Car Championship

### RACE 14 - LAP ANALYSIS

DIFF = Difference To Personal Best Lap

2 -	1:19.249	0.821	70.41	15:28:44.623
3 -	1:20.203	1.775	69.57	15:30:04.826
4 -	1:21.693	3.265	68.30	15:31:26.519
<b>5 -</b>	<b>1:18.428 (1)</b>		<b>71.14</b>	<b>15:32:44.947</b>
6 -	1:18.974	0.546	70.65	15:34:03.921
7 -	1:19.339	0.911	70.33	15:35:23.260
8 -	1:19.874	1.446	69.86	15:36:43.134
9 -	1:18.947 (3)	0.519	70.68	15:38:02.081
10 -	1:19.101	0.673	70.54	15:39:21.182
11 -	1:18.746 (2)	0.318	70.86	15:40:39.928
12 -	1:19.755	1.327	69.96	15:41:59.683
13 -	1:19.785	1.357	69.93	15:43:19.468
14 -	1:19.639	1.211	70.06	15:44:39.107
15 -	1:19.297	0.869	70.36	15:45:58.404
16 -	1:19.363	0.935	70.31	15:47:17.767

DIFF = Difference To Personal Best Lap

8 -	1:20.485	1.433	69.33	15:36:54.503
9 -	1:21.237	2.185	68.68	15:38:15.740
10 -	1:19.857	0.805	69.87	15:39:35.597
11 -	1:19.853	0.801	69.87	15:40:55.450
<b>12 -</b>	<b>1:19.052 (1)</b>		<b>70.58</b>	<b>15:42:14.502</b>
13 -	1:19.464 (2)	0.412	70.22	15:43:33.966
14 -	1:20.343	1.291	69.45	15:44:54.309
15 -	1:21.134	2.082	68.77	15:46:15.443
16 -	1:19.681	0.629	70.02	15:47:35.124

P8 88 Thomas FRANKLAND				
LAP	LAP TIME	DIFF	MPH	TIME OF DAY

1 -	1:29.050	9.875	62.66	15:27:27.607
2 -	1:20.571	1.396	69.25	15:28:48.178
3 -	1:20.703	1.528	69.14	15:30:08.881
4 -	1:21.451	2.276	68.50	15:31:30.332
5 -	1:20.522	1.347	69.29	15:32:50.854
6 -	1:20.331	1.156	69.46	15:34:11.185
7 -	1:20.013	0.838	69.73	15:35:31.198
8 -	1:19.341 (2)	0.166	70.32	15:36:50.539
<b>9 -</b>	<b>1:19.175 (1)</b>		<b>70.47</b>	<b>15:38:09.714</b>
10 -	1:19.583	0.408	70.11	15:39:29.297
11 -	1:19.768	0.593	69.95	15:40:49.065
12 -	1:19.535 (3)	0.360	70.15	15:42:08.600
13 -	1:20.392	1.217	69.41	15:43:28.992
14 -	1:20.001	0.826	69.74	15:44:48.993
15 -	1:20.286	1.111	69.50	15:46:09.279
16 -	1:21.237	2.062	68.68	15:47:30.516

P9 79 Clive DIX				
LAP	LAP TIME	DIFF	MPH	TIME OF DAY

1 -	1:31.042	12.407	61.29	15:27:29.599
2 -	1:20.453	1.818	69.35	15:28:50.052
3 -	1:20.898	2.263	68.97	15:30:10.950
4 -	1:21.034	2.399	68.86	15:31:31.984
5 -	1:21.238	2.603	68.68	15:32:53.222
<b>6 -</b>	<b>1:18.635 (1)</b>		<b>70.96</b>	<b>15:34:11.857</b>
7 -	1:21.076	2.441	68.82	15:35:32.933
8 -	1:20.669	2.034	69.17	15:36:53.602
9 -	1:18.825 (2)	0.190	70.79	15:38:12.427
10 -	1:19.714	1.079	70.00	15:39:32.141
11 -	1:19.590	0.955	70.10	15:40:51.731
12 -	1:20.130	1.495	69.63	15:42:11.861
13 -	1:19.476 (3)	0.841	70.21	15:43:31.337
14 -	1:20.422	1.787	69.38	15:44:51.759
15 -	1:20.585	1.950	69.24	15:46:12.344
16 -	1:21.976	3.341	68.06	15:47:34.320

P10 118 Richard WALKER				
LAP	LAP TIME	DIFF	MPH	TIME OF DAY

1 -	1:32.493	13.441	60.32	15:27:31.050
2 -	1:21.687	2.635	68.30	15:28:52.737
3 -	1:21.494	2.442	68.47	15:30:14.231
4 -	1:20.461	1.409	69.35	15:31:34.692
5 -	1:19.606	0.554	70.09	15:32:54.298
6 -	1:20.162	1.110	69.60	15:34:14.460
7 -	1:19.558 (3)	0.506	70.13	15:35:34.018

P11 70 Philip WHITE				
LAP	LAP TIME	DIFF	MPH	TIME OF DAY

1 -	1:27.431	6.961	63.82	15:27:25.988
2 -	1:21.197	0.727	68.72	15:28:47.185
3 -	1:20.818 (3)	0.348	69.04	15:30:08.003
4 -	1:21.902	1.432	68.13	15:31:29.905
<b>5 -</b>	<b>1:20.470 (1)</b>		<b>69.34</b>	<b>15:32:50.375</b>
6 -	1:20.485 (2)	0.015	69.33	15:34:10.860
7 -	1:21.595	1.125	68.38	15:35:32.455
8 -	1:21.751	1.281	68.25	15:36:54.206
9 -	1:21.160	0.690	68.75	15:38:15.366
10 -	1:21.662	1.192	68.33	15:39:37.028
11 -	1:21.838	1.368	68.18	15:40:58.866
12 -	1:21.469	0.999	68.49	15:42:20.335
13 -	1:22.022	1.552	68.03	15:43:42.357
14 -	1:20.928	0.458	68.95	15:45:03.285
15 -	1:21.607	1.137	68.37	15:46:24.892
16 -	1:20.907	0.437	68.96	15:47:45.799

P12 128 Lee BULL				
LAP	LAP TIME	DIFF	MPH	TIME OF DAY

1 -	1:25.337	4.694	65.38	15:27:23.894
2 -	1:21.838	1.195	68.18	15:28:45.732
3 -	1:21.209	0.566	68.71	15:30:06.941
4 -	1:20.716 (2)	0.073	69.13	15:31:27.657
5 -	1:20.731 (3)	0.088	69.11	15:32:48.388
6 -	1:21.573	0.930	68.40	15:34:09.961
<b>7 -</b>	<b>1:20.643 (1)</b>		<b>69.19</b>	<b>15:35:30.604</b>
8 -	1:22.247	1.604	67.84	15:36:52.851
9 -	1:21.519	0.876	68.45	15:38:14.370
10 -	1:22.125	1.482	67.94	15:39:36.495
11 -	1:22.068	1.425	67.99	15:40:58.563
12 -	1:22.438	1.795	67.68	15:42:21.001
13 -	1:22.380	1.737	67.73	15:43:43.381
14 -	1:25.280	4.637	65.43	15:45:08.661
15 -	1:26.732	6.089	64.33	15:46:35.393
16 -	1:23.672	3.029	66.68	15:47:59.065

P13 15 Julian WOOD				
LAP	LAP TIME	DIFF	MPH	TIME OF DAY

1 -	1:36.803	16.489	57.64	15:27:35.360
2 -	1:22.520	2.206	67.62	15:28:57.880
3 -	1:23.151	2.837	67.10	15:30:21.031
4 -	1:22.735	2.421	67.44	15:31:43.766
5 -	1:22.629	2.315	67.53	15:33:06.395
6 -	1:21.685	1.371	68.31	15:34:28.080
7 -	1:22.950	2.636	67.26	15:35:51.030
8 -	1:21.708	1.394	68.29	15:37:12.738
9 -	1:22.593	2.279	67.56	15:38:35.331
10 -	1:21.352	1.038	68.59	15:39:56.683
<b>11 -</b>	<b>1:20.314 (1)</b>		<b>69.47</b>	<b>15:41:16.997</b>
12 -	1:20.742 (2)	0.428	69.10	15:42:37.739
13 -	1:22.000	1.686	68.04	15:43:59.739

# BARC NW Race Meeting - Anglesey - 7th/8th September 2024

## CNC Heads Sports / Saloon Car Championship

### RACE 14 - LAP ANALYSIS

DIFF = Difference To Personal Best Lap

14 -	1:22.365	2.051	67.74	15:45:22.104
15 -	1:21.509	1.195	68.45	15:46:43.613
16 -	1:20.788 (3)	0.474	69.07	15:48:04.401

#### P14 26 Louie DOBSON

LAP	LAP TIME	DIFF	MPH	TIME OF DAY
1 -	1:40.268	15.158	55.65	15:27:38.825
2 -	1:26.437	1.327	64.55	15:29:05.262
3 -	1:26.391	1.281	64.59	15:30:31.653
4 -	1:26.645	1.535	64.40	15:31:58.298
5 -	1:26.701	1.591	64.35	15:33:24.999
<b>6 -</b>	<b>1:25.110 (1)</b>		<b>65.56</b>	<b>15:34:50.109</b>
7 -	1:26.131	1.021	64.78	15:36:16.240
8 -	1:27.373	2.263	63.86	15:37:43.613
9 -	1:26.332	1.222	64.63	15:39:09.945
10 -	1:25.899	0.789	64.96	15:40:35.844
11 -	1:27.114	2.004	64.05	15:42:02.958
12 -	1:25.492 (2)	0.382	65.26	15:43:28.450
13 -	1:28.138	3.028	63.31	15:44:56.588
14 -	1:25.521 (3)	0.411	65.24	15:46:22.109
15 -	1:27.311	2.201	63.90	15:47:49.420

#### P15 19 Duncan AUKLAND

LAP	LAP TIME	DIFF	MPH	TIME OF DAY
1 -	1:30.180	7.887	61.87	15:27:28.737
<b>2 -</b>	<b>1:22.293 (1)</b>		<b>67.80</b>	<b>15:28:51.030</b>
3 -	1:22.552 (2)	0.259	67.59	15:30:13.582
4 -	1:22.573 (3)	0.280	67.57	15:31:36.155
5 -	1:51.274 P	28.981	50.14	15:33:27.429
6 -	1:48.801	26.508	51.28	15:35:16.230
7 -	1:25.583	3.290	65.20	15:36:41.813
8 -	1:26.352	4.059	64.61	15:38:08.165
9 -	1:27.304	5.011	63.91	15:39:35.469
10 -	1:26.423	4.130	64.56	15:41:01.892
11 -	1:24.121	1.828	66.33	15:42:26.013
12 -	1:23.598	1.305	66.74	15:43:49.611
13 -	1:23.015	0.722	67.21	15:45:12.626
14 -	1:23.073	0.780	67.17	15:46:35.699
15 -	1:23.870	1.577	66.53	15:47:59.569

#### P16 34 Helen ALLEN

LAP	LAP TIME	DIFF	MPH	TIME OF DAY
1 -	1:45.028	17.842	53.12	15:27:43.585
2 -	1:31.178	3.992	61.19	15:29:14.763
3 -	1:30.149	2.963	61.89	15:30:44.912
4 -	1:31.162	3.976	61.21	15:32:16.074
5 -	1:29.436	2.250	62.39	15:33:45.510
6 -	1:35.293	8.107	58.55	15:35:20.803
7 -	1:34.967	7.781	58.75	15:36:55.770
8 -	1:30.295	3.109	61.79	15:38:26.065
9 -	1:28.262 (3)	1.076	63.22	15:39:54.327
10 -	1:29.395	2.209	62.42	15:41:23.722
11 -	1:30.851	3.665	61.41	15:42:54.573
12 -	1:30.506	3.320	61.65	15:44:25.079
<b>13 -</b>	<b>1:27.186 (1)</b>		<b>64.00</b>	<b>15:45:52.265</b>
14 -	1:28.208 (2)	1.022	63.25	15:47:20.473

#### P17 5 David JONES

LAP	LAP TIME	DIFF	MPH	TIME OF DAY
1 -	1:35.182	16.101	58.62	15:27:33.739
2 -	1:22.023	2.942	68.03	15:28:55.762
3 -	1:22.405	3.324	67.71	15:30:18.167

DIFF = Difference To Personal Best Lap

4 -	1:20.745	1.664	69.10	15:31:38.912
5 -	1:21.170	2.089	68.74	15:33:00.082
6 -	1:19.192 (2)	0.111	70.46	15:34:19.274
7 -	1:19.588	0.507	70.11	15:35:38.862
8 -	1:19.679	0.598	70.03	15:36:58.541
9 -	1:20.956	1.875	68.92	15:38:19.497
10 -	1:19.205 (3)	0.124	70.45	15:39:38.702
11 -	1:20.640	1.559	69.19	15:40:59.342
12 -	1:21.264	2.183	68.66	15:42:20.606
13 -	1:22.235	3.154	67.85	15:43:42.841
<b>14 -</b>	<b>1:19.081 (1)</b>		<b>70.56</b>	<b>15:45:01.922</b>

#### P18 72 Mark PRIMETT

LAP	LAP TIME	DIFF	MPH	TIME OF DAY
1 -	1:23.559	7.505	66.77	15:27:22.116
2 -	1:16.798	0.744	72.65	15:28:38.914
3 -	1:16.948	0.894	72.51	15:29:55.862
4 -	1:16.671	0.617	72.77	15:31:12.533
5 -	1:17.886	1.832	71.64	15:32:30.419
6 -	1:17.034	0.980	72.43	15:33:47.453
7 -	1:17.947	1.893	71.58	15:35:05.400
8 -	1:16.561 (3)	0.507	72.88	15:36:21.961
9 -	1:16.672	0.618	72.77	15:37:38.633
10 -	1:16.293 (2)	0.239	73.13	15:38:54.926
<b>11 -</b>	<b>1:16.054 (1)</b>		<b>73.36</b>	<b>15:40:10.980</b>
12 -	1:17.034	0.980	72.43	15:41:28.014
13 -	1:18.744	2.690	70.86	15:42:46.758

#### P19 98 Matthew JONES

LAP	LAP TIME	DIFF	MPH	TIME OF DAY
1 -	1:28.333	8.803	63.16	15:27:26.890
2 -	1:20.540	1.010	69.28	15:28:47.430
3 -	1:21.090	1.560	68.81	15:30:08.520
4 -	1:20.498	0.968	69.31	15:31:29.018
5 -	1:19.677 (2)	0.147	70.03	15:32:48.695
6 -	1:20.723	1.193	69.12	15:34:09.418
7 -	1:19.747 (3)	0.217	69.97	15:35:29.165
8 -	1:20.954	1.424	68.92	15:36:50.119
9 -	1:20.834	1.304	69.03	15:38:10.953
<b>10 -</b>	<b>1:19.530 (1)</b>		<b>70.16</b>	<b>15:39:30.483</b>
11 -	1:20.203	0.673	69.57	15:40:50.686
12 -	1:22.064	2.534	67.99	15:42:12.750

#### P20 27 Garry WARDLE

LAP	LAP TIME	DIFF	MPH	TIME OF DAY
1 -	1:33.551	17.154	59.64	15:27:32.108
2 -	1:18.104	1.707	71.44	15:28:50.212
3 -	1:18.855	2.458	70.76	15:30:09.067
4 -	1:16.875	0.478	72.58	15:31:25.942
<b>5 -</b>	<b>1:16.397 (1)</b>		<b>73.04</b>	<b>15:32:42.339</b>
6 -	1:16.664	0.267	72.78	15:33:59.003
7 -	1:17.069	0.672	72.40	15:35:16.072
8 -	1:16.566 (3)	0.169	72.87	15:36:32.638
9 -	1:16.461 (2)	0.064	72.97	15:37:49.099
10 -	1:17.987	1.590	71.55	15:39:07.086

#### P21 95 Ben ROBERTS

LAP	LAP TIME	DIFF	MPH	TIME OF DAY
1 -	1:30.954 (3)	14.918	61.34	15:27:29.511
<b>2 -</b>	<b>1:16.036 (1)</b>		<b>73.38</b>	<b>15:28:45.547</b>
3 -	1:20.435 (2)	4.399	69.37	15:30:05.982

# BARC NW Race Meeting - Anglesey - 7th/8th September 2024

## CNC Heads Sports / Saloon Car Championship

### RACE 14 - LAP ANALYSIS

DIFF = Difference To Personal Best Lap

<b>P22</b>		<b>36 Alek MODRO</b>		
LAP	LAP TIME	DIFF	MPH	TIME OF DAY
1 -	1:33.362 <b>(2)</b>	10.824	59.76	15:27:31.919
2 -	<b>1:22.538 (1)</b>		<b>67.60</b>	<b>15:28:54.457</b>
3 -	1:29.637 <b>P</b>	7.099	62.25	15:30:24.094

# BARC NW Race Meeting - Anglesey - 7th/8th September 2024

## CNC Heads Sports / Saloon Car Championship

### RACE 14 - STATISTICS

**Competitors Started** 22  
**Planned Start** 2024-09-08 @ 14:45:00.000  
**Actual Start** 2024-09-08 @ 15:25:58.556  
**Finish Time** 2024-09-08 @ 15:46:59.853  
**Track Length** 1.5500mi.  
**Total Laps** 312  
**Total Distance Covered** 483.6032mi.

#### Session Fastest Lap History

NO	CL	NAME	LAP TIME	TIME OF DAY	LAP	VEHICLE
181	A	Jim HUTCHINSON	<b>1:15.852</b>	15:27:14.438	1	Ford Escort RSR
181	A	Jim HUTCHINSON	<b>1:12.489</b>	15:28:26.926	2	Ford Escort RSR

#### Session Leader History

NO	CL	NAME	FROM LAP	LAPS LED	DISTANCE	VEHICLE
181	A	Jim HUTCHINSON	1	17	26.35 miles	Ford Escort RSR

#### Flag History

TYPE	TIME OF DAY
GREEN	15:25:58.556
FINISH	15:46:59.853

#### Flag Statistics

TYPE	COUNT	TOTAL LAPS	TOTAL TIME
Green	1	17	22:25.205
Red	0	0	0.000
Safety Car	0	0	0.000
FCY	0	0	0.000



# BARC NW Race Meeting - Anglesey - 7th/8th September 2024

## CNC Heads Sports / Saloon Car Championship

### RACE 14 - STATISTICS

**CLASS : A**

3 Starters

#### Fastest Lap History

NO	NAME	LAP TIME	TIME OF DAY	LAP	VEHICLE
181	Jim HUTCHINSON	1:15.852	15:27:14.438	1	Ford Escort RSR
181	Jim HUTCHINSON	1:12.489	15:28:26.926	2	Ford Escort RSR

#### Leader History

NO	NAME	FROM LAP	LAPS LED	DISTANCE	VEHICLE
181	Jim HUTCHINSON	1	17	26.35 miles	Ford Escort RSR

# BARC NW Race Meeting - Anglesey - 7th/8th September 2024

## CNC Heads Sports / Saloon Car Championship

### RACE 14 - STATISTICS

CLASS : B

7 Starters

#### Fastest Lap History

NO	NAME	LAP TIME	TIME OF DAY	LAP	VEHICLE
29	Arron ARMIGER	1:19.427	15:27:18.022	1	Vauxhall Tigra
29	Arron ARMIGER	1:13.824	15:28:31.845	2	Vauxhall Tigra

#### Leader History

NO	NAME	FROM LAP	LAPS LED	DISTANCE	VEHICLE
29	Arron ARMIGER	1	17	26.35 miles	Vauxhall Tigra

# BARC NW Race Meeting - Anglesey - 7th/8th September 2024

## CNC Heads Sports / Saloon Car Championship

### RACE 14 - STATISTICS

CLASS : D

6 Starters

#### Fastest Lap History

NO	NAME	LAP TIME	TIME OF DAY	LAP	VEHICLE
45	Oliver THOMAS	1:22.444	15:27:21.025	1	Subaru Impreza
45	Oliver THOMAS	1:17.649	15:28:38.672	2	Subaru Impreza
45	Oliver THOMAS	1:16.733	15:29:55.408	3	Subaru Impreza
45	Oliver THOMAS	1:16.187	15:42:50.354	13	Subaru Impreza

#### Leader History

NO	NAME	FROM LAP	LAPS LED	DISTANCE	VEHICLE
45	Oliver THOMAS	1	17	26.35 miles	Subaru Impreza

# BARC NW Race Meeting - Anglesey - 7th/8th September 2024

## CNC Heads Sports / Saloon Car Championship

### RACE 14 - STATISTICS

CLASS : E

5 Starters

#### Fastest Lap History

NO	NAME	LAP TIME	TIME OF DAY	LAP	VEHICLE
128	Lee BULL	1:25.337	15:27:23.927	1	Renault Clio
128	Lee BULL	1:21.838	15:28:45.763	2	Renault Clio
55	Paul ROTHEROE	1:19.931	15:28:46.133	2	Citroen Xsara VTS
55	Paul ROTHEROE	1:19.551	15:30:05.685	3	Citroen Xsara VTS
55	Paul ROTHEROE	1:18.121	15:31:23.806	4	Citroen Xsara VTS
55	Paul ROTHEROE	1:17.141	15:35:17.721	7	Citroen Xsara VTS
55	Paul ROTHEROE	1:16.631	15:36:34.352	8	Citroen Xsara VTS
55	Paul ROTHEROE	1:16.222	15:37:50.573	9	Citroen Xsara VTS

#### Leader History

NO	NAME	FROM LAP	LAPS LED	DISTANCE	VEHICLE
128	Lee BULL	1	2	3.10 miles	Renault Clio
55	Paul ROTHEROE	3	15	23.25 miles	Citroen Xsara VTS

# BARC NW Race Meeting - Anglesey - 7th/8th September 2024

## CNC Heads Sports / Saloon Car Championship

### RACE 14 - STATISTICS

CLASS : F

1 Starters

#### Fastest Lap History

NO	NAME	LAP TIME	TIME OF DAY	LAP	VEHICLE
34	Helen ALLEN	1:45.028	15:27:43.621	1	Ford Fiesta Zetec S
34	Helen ALLEN	1:31.178	15:29:14.798	2	Ford Fiesta Zetec S
34	Helen ALLEN	1:30.149	15:30:44.949	3	Ford Fiesta Zetec S
34	Helen ALLEN	1:29.436	15:33:45.547	5	Ford Fiesta Zetec S
34	Helen ALLEN	1:28.262	15:39:54.366	9	Ford Fiesta Zetec S
34	Helen ALLEN	1:27.186	15:45:52.299	13	Ford Fiesta Zetec S

#### Leader History

NO	NAME	FROM LAP	LAPS LED	DISTANCE	VEHICLE
34	Helen ALLEN	1	14	21.70 miles	Ford Fiesta Zetec S