

18th September 2021

Round 6 – Anti-Clockwise



S.M.A.R.T.

Scottish Motorsports Automatic Race Timing

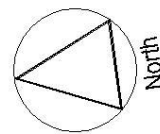
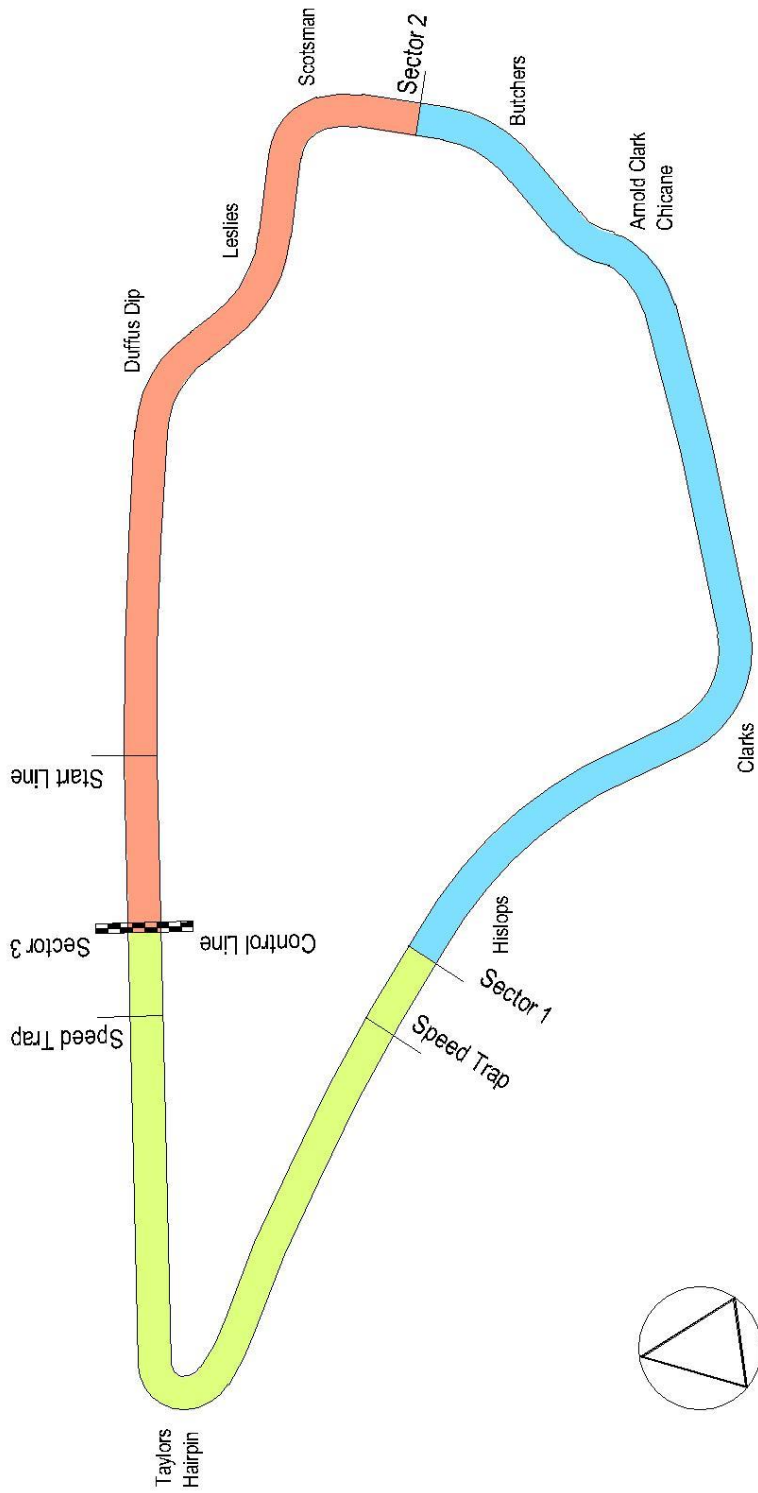

Ravenslea, Melrose Road, Galashiels, TD1 2AT

Telephone : 01896 – 752447

Scottish Motorsports Automatic Race Timing

Circuit layout

Knockhill – Anti Clockwise



Sector	Length
Sector 1	0.334 Mile
Sector 2	0.503 Mile
Sector 3	0.433 Mile



Super Lap Scotland - Round 6 AC

Sorted on best lap time

KMSC Modsports

Knockhill 1.267 miles

Qualifying 1

18/09/2021 09:00

Practice (10:00 Time) started at 10:47:03

Pos	No.	Name	Make/Model	Class Code	Laps	Best Tm	Diff	Best Speed	2nd Best
1	79	Paul BRYDON	Solution F BMW M3	A	10	52.175		87.414	52.820
2	9	Ron CUMMING	Nemesis Kit Car	B	9	52.694	0.519	86.553	53.980
3	77	Frazer HUNTLY	Nissan Primera	D	10	55.945	3.770	81.524	55.964
4	64	Sean MARTIN	Honda Civic Type R	G	9	56.664	4.489	80.489	57.208
5	3	Josh HISLOP	Renault Clio 172	G	8	58.086	5.911	78.519	58.249
6	54	Andrew MORRISON	Seat Leon Cupra	C	10	58.195	6.020	78.372	58.660
7	18	Damien McKAY	Westfield FW	B	10	58.322	6.147	78.201	59.265
8	69	Andrew PATERSON	BMW 318iS	F	9	1:00.406	8.231	75.503	1:01.045
9	1	Natalie COWIE	Mini Cooper S R53	G	8	1:00.933	8.758	74.850	1:01.840
10	8	Richard SUTHERLAND	BMW Compact	J	9	1:03.538	11.363	71.781	1:04.022
11	40	David MUIR	VW Polo	G	9	1:04.006	11.831	71.256	1:04.165
12	771	Scott ARMSTRONG	Mini Cooper	H	6	1:04.135	11.960	71.113	1:04.449
13	132	Suzanne BUIST	Mini Cooper S	G	8	1:05.116	12.941	70.042	1:05.284
14	217	Steven SOMERVILLE	BMW E36 Compact	J	9	1:05.504	13.329	69.627	1:05.623
15	20	Louise STRACHAN	Mini Cooper S	G	8	1:06.302	14.127	68.789	1:06.624
16	55	Adam KINDNESS	Mini Cooper	H	8	1:06.412	14.237	68.675	1:09.950
17	155	Fiona KINDNESS	Mini Cooper	H	6	1:06.583	14.408	68.499	1:06.922
18	21	James STRACHAN	Mini Cooper S	G	7	1:07.528	15.353	67.540	1:10.026
19	86	Adam MORRISON	Mini Cooper	G	8	1:08.730	16.555	66.359	1:09.267
20	186	Murray DOUGLAS	Mini Cooper	H	4	1:14.854	22.679	60.930	1:16.230

Announcements

- Car No.771 - No working transponder - Please fix before 1st Race.
- Car No's 9, 20 & 21 - Low battery on transponder - Please charge before 1st Race.

Clerk of the Course

Sig : Nick Clarke Time:

Chief Timekeeper : Ian Sharp (SMART Timing)

Results available at www.smart-timing.co.uk and www.speedhive.com

Printed: 18/09/2021 11:00:47

Orbits



Super Lap Scotland - Round 6 AC

KMSC Modsports

Knockhill 1.267 miles

Qualifying 1

18/09/2021 09:00

Practice (10:00 Time) started at 10:47:03

Lap	Time of Day	Lap Tm	S1	S2	S3	SFSpd	S1Spd	Lap	Time of Day	Lap Tm	S1	S2	S3	SFSpd	S1Spd
6	10:54:10.450	1:06.107	19.693			99.1									
7	10:55:16.541	1:06.091	19.773			99.4									
8	10:56:22.045	1:05.504	19.611			99.7									
9	10:57:27.668	1:05.623	19.650			99.9									
(20) Louise STRACHAN															
1	10:49:02.769	1:19.713	26.929	28.663	24.121	31.4	55.1								
2	10:50:13.298	1:10.529	21.155	27.211	22.163	94.5	85.1								
3	10:51:20.655	1:07.357	20.821	24.084	22.452	103.6									
4	10:53:09.215	1:48.560	1:01.833	24.418	22.309	102.6	74.2								
5	10:54:16.583	1:07.368	19.589	25.363	22.416	101.8	85.6								
6	10:55:23.207	1:06.624	18.970	24.882	22.772	104.0	85.8								
7	10:56:29.509	1:06.302	19.727	23.869	22.706	100.8									
8	10:57:36.324	1:06.815	19.334	24.660	22.821	100.3	80.6								
(55) Adam KINDNESS															
1	10:48:44.731	1:15.846	24.930	27.318	23.598	41.6	60.3								
2	10:49:51.143	1:06.412	19.571	23.704	23.137	93.1	78.7								
3	10:51:12.150	1:21.007	24.285	27.811	28.911	56.3	74.0								
4	10:52:28.872	1:16.722	20.683	24.439	31.600	67.6	79.4								
5	10:53:39.678	1:10.806	21.500	24.375	24.931	64.9	66.2								
6	10:54:50.132	1:10.454	22.747	24.833	22.874	44.6	78.1								
7	10:56:00.082	1:09.950	23.493	23.469	22.988	50.3	76.8								
8	10:57:14.956	1:14.874	24.774	25.163	24.937	78.7	60.5								
(155) Fiona KINDNESS															
1	10:48:38.419	1:19.871	26.207	29.158	24.506	35.2	68.2								
2	10:49:52.488	1:14.069	22.483	28.337	23.249	87.7	71.6								
3	10:50:59.410	1:06.922	20.172	24.841	21.909	86.8	81.3								
4	10:52:05.993	1:06.583	19.517	25.018	22.048	98.7	81.7								
5	10:53:15.575	1:09.582	21.511	25.335	22.736	94.7	79.2								
6	10:54:23.237	1:07.662	20.269	24.767	22.626	97.8	81.4								
(21) James STRACHAN															
1	10:49:02.234	1:20.230	26.817	28.971	24.442	30.8	66.5								
2	10:50:17.190	1:14.956	21.573	29.626	23.757	94.1	72.2								
3	10:51:33.224	1:16.034	20.810	29.966	25.258	103.4	74.1								
4	10:52:48.848	1:15.624	21.848	28.584	25.192	97.1	74.2								
5	10:54:03.099	1:14.251	22.896	27.830	23.525	102.5	67.5								
6	10:55:13.125	1:10.026	20.493	26.150	23.383	92.8	85.4								
7	10:56:20.653	1:07.528	19.501	25.460	22.567	102.3	84.5								
(86) Adam MORRISON															
1	10:48:46.608	1:15.547	23.817	28.333	23.397	42.1	61.9								
2	10:49:55.338	1:08.730	20.065	24.731	23.934	92.9	74.2								
3	10:51:12.801	1:17.463	22.048	26.395	29.020	86.1	75.7								
4	10:52:29.321	1:16.520	20.329	24.506	31.685	67.4	81.4								
5	10:53:41.344	1:12.023	22.054	23.981	25.988	60.5	73.0								
6	10:54:50.611	1:09.267	21.628	24.487	23.152	56.3	79.4								
7	10:56:00.992	1:10.381	22.436	22.677	25.268	58.7	74.6								
8	10:57:15.578	1:14.586	24.434	24.802	25.350	69.7	60.1								
(186) Murray DOUGLAS															
1	10:49:51.762	1:26.832	26.552			34.8	73.9								
2	10:51:07.992	1:16.230		28.437	25.404	69.3									
3	10:52:22.846	1:14.854	20.693			92.6									
4	10:53:42.822	1:19.976	23.217			76.0									

Clerk of the Course

Sig : Nick Clarke Time:

Chief Timekeeper : Ian Sharp (SMART Timing)

Results available at www.smart-timing.co.uk and www.speedhive.com

Printed: 18/09/2021 11:06:28

Orbits



Super Lap Scotland - Round 6 AC

KMSC Modsports	Knockhill 1.267 miles
Race 1 - 1st Race	18/09/2021 10:40
Race (10:00 and 1 Laps) started at 11:37:35	



POLE POSITION

1	1 79 Paul BRYDON 52.175	2	2 9 Ron CUMMING 52.694
2	3 77 Frazer HUNTLY 55.945	4	4 64 Sean MARTIN 56.664
3	5 3 Josh HISLOP 58.086	6	6 54 Andrew MORRISON 58.195
4	7 18 Damien McKAY 58.322	8	8 69 Andrew PATERSON 1:00.406
5	9 1 Natalie COWIE 1:00.933	10	10 8 Richard SUTHERLAND 1:03.538
6	11 40 David MUIR 1:04.006	12	12 771 Scott ARMSTRONG 1:04.135
7	13 132 Suzanne BUIST 1:05.116	14	14 217 Steven SOMERVILLE 1:05.504
8	15 20 Louise STRACHAN 1:06.302	16	16 55 Adam KINDNESS 1:06.412
9	17 155 Fiona KINDNESS 1:06.583	18	18 21 James STRACHAN 1:07.528
10	19 86 Adam MORRISON 1:08.730	20	20 186 Murray DOUGLAS 1:14.854

Super Lap Scotland - Round 6 AC

KMSC Modsports Race 5 - 2nd Race Race (15:00 and 1 Laps)	Knockhill 1.267 miles 18/09/2021 14:40
---	---



POLE POSITION

1	1 79 Paul BRYDON 52.820	2	2 9 Ron CUMMING 53.980
2	3 77 Frazer HUNTLY 55.964	4	4 64 Sean MARTIN 57.208
3	5 3 Josh HISLOP 58.249	6	6 54 Andrew MORRISON 58.660
4	7 18 Damien McKAY 59.265	8	8 69 Andrew PATERSON 1:01.045
5	9 1 Natalie COWIE 1:01.840	10	10 8 Richard SUTHERLAND 1:04.022
6	11 40 David MUIR 1:04.165	12	12 771 Scott ARMSTRONG 1:04.449
7	13 132 Suzanne BUIST 1:05.284	14	14 217 Steven SOMERVILLE 1:05.623
8	15 20 Louise STRACHAN 1:06.624	16	16 155 Fiona KINDNESS 1:06.922
9	17 86 Adam MORRISON 1:09.267	18	18 55 Adam KINDNESS 1:09.950
10	19 21 James STRACHAN 1:10.026	20	20 186 Murray DOUGLAS 1:16.230

Clerk of the Course Orbits

Sig : Nick Clarke Time:
 Chief Timekeeper : Ian Sharp (SMART Timing)
 Results available at www.smart-timing.co.uk and www.speedhive.com





Bulletin No. _____

Super Lap Scotland - Round 6 AC

Sorted on best lap time

CNC Heads Saloons

Knockhill 1.267 miles

Qualifying 3

18/09/2021 10:10

Practice (15:00 Time) started at 11:00:59

Pos	No.	Name	Make/Model	Class Code	Laps	Best Tm	Diff	Best Speed	2nd Best
1	48	Paul ROSE	Saker RAPX S1-500	A	11	53.224		85.691	53.342
2	51	Roddie PATERSON	Caterham C400	B	16	53.488	0.264	85.268	54.135
3	13	Paul DOBSON	Locost 7	B	10	54.141	0.917	84.240	54.392
4	94	Jon WOOLFIT	Spire GTR	B	16	54.179	0.955	84.181	54.488
5	47	Steve HARRIS	Saker RAPX S1-500	A	12	54.222	0.998	84.114	54.795
6	18	Luke ARMIGER	Vauxhall Tigra	B	15	54.513	1.289	83.665	54.854
7	233	Jack EGAR	BMW M3	D	9	56.069	2.845	81.343	56.307
8	221	Andy BICKNELL	Ginetta G50	A	15	57.149	3.925	79.806	57.478
9	3	Guy CARTER	TVR Tuscan	A	15	57.256	4.032	79.657	57.850
10	1	Jamie CRYER	Ginetta G20	E	15	58.491	5.267	77.975	58.702
11	55	Paul ROTHEROE	Citroen Xsara VTs	E	15	58.807	5.583	77.556	58.933
12	23	Richard HALL	Caterham 420R	B	14	59.727	6.503	76.361	1:00.576
13	69	Jake JOHNSON	Honda Civic Type R	B	14	1:00.729	7.505	75.102	1:01.263
14	128	Ian BRUCE	Honda Civic Type R	E	14	1:01.280	8.056	74.426	1:01.499
15	7	Connor MODRO	Honda S2000	B	14	1:01.399	8.175	74.282	1:02.086
16	118	Ric WALKER	Mini RS6 JCW	C	13	1:03.288	10.064	72.065	1:03.682
17	97	Bruce CARTER	Honda CRX	F	13	1:03.423	10.199	71.911	1:03.663
18	75	Graeme SMITH	Mazda MX5	F	14	1:03.634	10.410	71.673	1:03.818

Clerk of the Course

Orbits

Sig : Nick Clarke Time:

Chief Timekeeper : Ian Sharp (SMART Timing)

Results available at www.smart-timing.co.uk and www.speedhive.com

Printed: 18/09/2021 11:27:06



Super Lap Scotland - Round 6 AC

<p>CNC Heads Saloons</p> <p>Race 3 - 1st Race</p> <p>Race (20:00 and 1 Laps)</p>	<p>Knockhill 1.267 miles</p> <p>18/09/2021 12:10</p>
---	--



AMENDED GRID - Car No.23 moved to Back of Grid

POLE POSITION

1	1 48 Paul ROSE 53.224	2	2 51 Roddie PATERSON 53.488
2	3 13 Paul DOBSON 54.141	4	4 94 Jon WOOLFIT 54.179
3	5 47 Steve HARRIS 54.222	6	6 18 Luke ARMIGER 54.513
4	7 233 Jack EGAR 56.069	8	8 221 Andy BICKNELL 57.149
5	9 3 Guy CARTER 57.256	10	10 1 Jamie CRYER 58.491
6	11 55 Paul ROTHEROE 58.807	12	12 69 Jake JOHNSON 1:00.729
7	13 128 Ian BRUCE 1:01.280	14	14 7 Connor MODRO 1:01.399
8	15 118 Ric WALKER 1:03.288	16	16 97 Bruce CARTER 1:03.423
9	17 75 Graeme SMITH 1:03.634	18	18 23 Richard HALL 59.727

Clerk of the Course Orbits

Sig : Nick Clarke Time:
 Chief Timekeeper : Ian Sharp (SMART Timing)
 Results available at www.smart-timing.co.uk and www.speedhive.com



Super Lap Scotland - Round 6 AC

CNC Heads Saloons Knockhill 1.267 miles

Race 7 - 2nd Race 18/09/2021 17:00

Race (20:00 and 1 Laps)



AMENDED GRID - Car No.23 moved to Back of Grid

POLE POSITION

1	1 48 Paul ROSE 53.342	2 51 Roddie PATERSON 54.135
2	3 13 Paul DOBSON 54.392	4 94 Jon WOOLFIT 54.488
3	5 47 Steve HARRIS 54.795	6 18 Luke ARMIGER 54.854
4	7 233 Jack EGAR 56.307	8 221 Andy BICKNELL 57.478
5	9 3 Guy CARTER 57.850	10 1 Jamie CRYER 58.702
6	11 55 Paul ROTHEROE 58.933	12 69 Jake JOHNSON 1:01.263
7	13 128 Ian BRUCE 1:01.499	14 7 Connor MODRO 1:02.086
8	15 97 Bruce CARTER 1:03.663	16 118 Ric WALKER 1:03.682
9	17 75 Graeme SMITH 1:03.818	18 23 Richard HALL 1:00.576

Clerk of the Course Orbits

Sig : Nick Clarke Time:

Chief Timekeeper : Ian Sharp (SMART Timing)

Results available at www.smart-timing.co.uk and www.speedhive.com



Super Lap Scotland - Round 6 AC

Sorted on Laps

KMSC Modsports

Knockhill 1.267 miles

Race 1 - 1st Race - Re-start 2

18/09/2021 10:50

Race (7:00 and 1 Laps) started at 12:16:59

Pos	No.	Name	Make/Model	Class Code	Laps	Total Tm	Diff	Best Tm	In Lap	Best Speed
1	79	Paul BRYDON	Solution F BMW M3	A	2	1:52.805		52.938	2	86.154
2	77	Frazer HUNTLY	Nissan Primera	D	2	1:59.615	6.810	55.533	2	82.128
3	54	Andrew MORRISON	Seat Leon Cupra	C	2	2:01.259	8.454	55.248	2	82.552
4	64	Sean MARTIN	Honda Civic Type R	G	2	2:03.855	11.050	57.617	2	79.158
5	3	Josh HISLOP	Renault Clio 172	G	2	2:06.645	13.840	58.001	2	78.634
6	18	Damien McKAY	Westfield FW	B	2	2:07.978	15.173	59.826	2	76.235
7	69	Andrew PATERSON	BMW 318iS	F	2	2:11.037	18.232	1:00.088	2	75.903
8	1	Natalie COWIE	Mini Cooper S R53	G	2	2:11.382	18.577	1:01.289	2	74.415
9	8	Richard SUTHERLAND	BMW Compact	J	2	2:17.550	24.745	1:03.761	2	71.530
10	132	Suzanne BUIST	Mini Cooper S	G	2	2:17.858	25.053	1:03.483	2	71.843
11	217	Steven SOMERVILLE	BMW E36 Compact	J	2	2:21.223	28.418	1:05.181	2	69.972
12	771	Scott ARMSTRONG	Mini Cooper	H	2	2:21.942	29.137	1:05.243	2	69.905
13	55	Adam KINDNESS	Mini Cooper	H	2	2:22.326	29.521	1:05.155	2	70.000
14	20	Louise STRACHAN	Mini Cooper S	G	2	2:22.966	30.161	1:05.307	2	69.837
15	21	James STRACHAN	Mini Cooper S	G	2	2:23.367	30.562	1:05.142	2	70.014
16	186	Murray DOUGLAS	Mini Cooper	H	2	2:31.315	38.510	1:09.219	2	65.890

Not classified

DNS	9	Ron CUMMING	Nemesis Kit Car	B			DNS		0	-
DNS	40	David MUIR	VW Polo	G			DNS		0	-
DNS	86	Adam MORRISON	Mini Cooper	G			DNS		0	-
DNS	155	Fiona KINDNESS	Mini Cooper	H			DNS		0	-

Announcements

RED FLAG after Leader completed 1 Lap - Car No's 9, 86 & 155 did not take Re-Start.
 RED FLAG after Leader completed 1 Lap - Car No.40 did not take the Re-Start.
 New Track Record (55.533) for KMSC Modsports D by Frazer HUNTLY.
 New Track Record (1:03.761) for KMSC Modsports J by Richard SUTHERLAND.
 RED FLAG after Leader completed 3 Laps - Result declared at 2 Laps.

Margin of Victory	Avg. Speed	Best Lap Tm	Best Speed	Best Lap by
6.810	80.862	52.938	86.154	79 - Paul BRYDON

Clerk of the Course

Sig : Nick Clarke Time:

Chief Timekeeper : Ian Sharp (SMART Timing)

Results available at www.smart-timing.co.uk and www.speedhive.com

Printed: 18/09/2021 12:25:57

Orbits



Super Lap Scotland - Round 6 AC

KMSC Modsports

Knockhill 1.267 miles

Race 1 - 1st Race - Re-start 2

18/09/2021 10:50

Race (7:00 and 1 Laps) started at 12:16:59

Lap	Time of Day	Lap Tm	S1	S2	S3	SFSpd	S1Spd	Lap	Time of Day	Lap Tm	S1	S2	S3	SFSpd	S1Spd
(79) Paul BRYDON															
1	12:17:59.572	54.556	16.517	20.521	17.518	87.0	111.5								
2	12:18:52.510	52.938	15.356	20.046	17.536	135.0	112.2								
(77) Frazer HUNTLY															
1	12:18:03.787	57.318	18.289			75.5									
2	12:18:59.320	55.533	16.607			119.2									
(54) Andrew MORRISON															
1	12:18:05.716	58.793	18.586			77.2	92.8								
2	12:19:00.964	55.248	16.537			128.3	104.5								
(64) Sean MARTIN															
1	12:18:05.943	59.279	18.704			72.7									
2	12:19:03.560	57.617	17.313			116.5									
(3) Josh HISLOP															
1	12:18:08.349	1:01.137	19.125	22.554	19.458	75.1	94.3								
2	12:19:06.350	58.001	17.440	21.288	19.273	116.5	93.9								
(18) Damien McKAY															
1	12:18:07.857	1:00.536	18.707	22.466	19.363	80.5	96.7								
2	12:19:07.683	59.326	19.032	21.707	19.087	116.1	90.9								
(69) Andrew PATERSON															
1	12:18:10.654	1:03.256	20.227	22.102	20.927	64.5	87.6								
2	12:19:10.742	1:00.088	17.756	21.726	20.606	105.5	89.6								
(1) Natalie COWIE															
1	12:18:09.798	1:02.348	19.385	22.424	20.539	73.8	90.6								
2	12:19:11.087	1:01.289	17.790	22.008	21.491	112.4	90.2								
(8) Richard SUTHERLAND															
1	12:18:13.494	1:05.513	20.629	23.436	21.448	69.3	82.2								
2	12:19:17.255	1:03.761	18.916	23.301	21.544	101.4	82.6								
(132) Suzanne BUIST															
1	12:18:14.080	1:05.662	20.328	24.645	20.689	74.8	86.6								
2	12:19:17.563	1:03.483	18.399	24.180	20.904	105.7	86.6								
(217) Steven SOMERVILLE															
1	12:18:15.747	1:07.115	20.893			71.2									
2	12:19:20.928	1:05.181	19.605			101.1									
(771) Scott ARMSTRONG															
1	12:18:16.404	1:07.987													
2	12:19:21.647	1:05.243													
(55) Adam KINDNESS															
1	12:18:16.876	1:07.769	21.209	24.678	21.882	70.9	79.8								
2	12:19:22.031	1:05.155	19.058	24.279	21.818	99.7	80.5								
(20) Louise STRACHAN															
1	12:18:17.364	1:08.575	20.562	26.583	21.430	73.8	87.4								
2	12:19:22.671	1:05.307	18.568	25.000	21.739	109.3									
(21) James STRACHAN															
1	12:18:17.930	1:08.512	20.343	26.577	21.592	74.6	85.1								
2	12:19:23.072	1:05.142	18.796	24.676	21.670	107.5	84.7								
(186) Murray DOUGLAS															
1	12:18:21.801	1:11.241	20.608			76.5									
2	12:19:31.020	1:09.219	19.469			99.7									

Clerk of the Course

Sig : Nick Clarke Time:

Chief Timekeeper : Ian Sharp (SMART Timing)

Results available at www.smart-timing.co.uk and www.speedhive.com

Printed: 18/09/2021 12:28:00

Orbits



Super Lap Scotland - Round 6 AC

Lapchart


KMSC Modsports

Knockhill 1.267 miles

Race 1 - 1st Race - Re-start 2

18/09/2021 10:50

Race (7:00 and 1 Laps) started at 12:16:59



Competitors	Laps		
	0	1	2
Paul BRYDON (79)	1	79	79
Frazer HUNTLY (77)	2	77	77
Sean MARTIN (64)	3	64	54
Andrew MORRISON (54)	4	54	64
Josh HISLOP (3)	5	3	18
Damien McKAY (18)	6	18	3
Andrew PATERSON (69)	7	69	1
Natalie COWIE (1)	8	1	69
Richard SUTHERLAND (8)	9	8	8
Scott ARMSTRONG (771)	10	771	132
Suzanne BUIST (132)	11	132	217
Steven SOMERVILLE (217)	12	217	771
Louise STRACHAN (20)	13	20	55
Adam KINDNESS (55)	14	55	20
James STRACHAN (21)	15	21	21
Murray DOUGLAS (186)	16	186	186
-	17		
-	18		
-	19		
-	20		

Margin of Victory	Avg. Speed	Best Lap Tm	Best Speed	Best Lap by
6.810	80.862	52.938	86.154	79 - Paul BRYDON

Clerk of the Course

Sig : Nick Clarke Time:

Chief Timekeeper : Ian Sharp (SMART Timing)

Results available at www.smart-timing.co.uk and www.speedhive.com

Printed: 18/09/2021 12:29:46

Orbits



Super Lap Scotland - Round 6 AC

Sorted on Laps

KMSC Legends

Knockhill 1.267 miles

Race 2 - Heat 1

18/09/2021 11:05

Race (6 Laps) started at 12:32:07

Pos	No.	Name	Make/Model	Class Code	Laps	Total Tm	Diff	Best Tm	In Lap	Best Speed
1	18	Steven McGILL	Ford Coupe	L	6	9:35.163		59.639	5	76.474
2	86	Jon CRITCHLOW	Chevy Sedan	L	6	9:35.226	0.063	59.639	5	76.474
3	52	Stewart BLACK	Ford Coupe	L	6	9:35.622	0.459	59.082	6	77.195
4	7	Duncan VINCENT	Ford Coupe	L	6	9:38.275	3.112	1:00.509	6	75.375
5	17	Billy WAIT	Ford Coupe	L	6	9:42.230	7.067	1:00.979	5	74.794
6	82	Ben McNEICE	Ford Coupe	L R	6	9:42.953	7.790	1:01.210	6	74.511
7	30	Mark FRENCH	Ford Coupe	L	6	9:43.476	8.313	1:00.703	6	75.134
8	16	John BUSHBY	Chevy Sedan	L	6	9:47.519	12.356	1:02.121	5	73.419
9	5	Brent BOWIE	Ford Coupe	L	6	9:48.062	12.899	1:03.065	5	72.320
10	4	Peter McKERNAN	Ford Coupe	L R	6	9:51.026	15.863	1:02.358	6	73.140
11	68	Mark REID	Chevy Sedan	L R	6	10:06.004	30.841	1:07.582	5	67.486
12	66	Alastair CALDERWOOD	Ford Sedan	L R	6	10:09.966	34.803	1:08.844	5	66.249
Not classified										
DNF	22	Ben MASON	Chevy Sedan	L	4	7:36.182	DNF	1:02.515	1	72.956
DNF	32	James HALL-MORTON	Chevy Coupe	L		1.882	DNF		0	-

Margin of Victory	Avg. Speed	Best Lap Tm	Best Speed	Best Lap by
0.063	47.578	59.082	77.195	52 - Stewart BLACK

Clerk of the Course

Sig : Nick Clarke Time:

Chief Timekeeper : Ian Sharp (SMART Timing)

Results available at www.smart-timing.co.uk and www.speedhive.com

Printed: 18/09/2021 12:43:55

Orbits



Super Lap Scotland - Round 6 AC

KMSC Legends

Knockhill 1.267 miles

Race 2 - Heat 1

18/09/2021 11:05

Race (6 Laps) started at 12:32:07

Lap	Time of Day	Lap Tm	S1	S2	S3	SFSpd	S1Spd
(18) Steven McGILL							
1	12:33:10.102	1:01.381	18.566	22.551	20.264	90.0	94.3
2	12:35:26.628	2:16.526	30.106	52.397	54.023	94.0	43.6
3	12:37:58.681	2:32.053	41.845	57.954	52.254	30.5	34.1
4	12:39:42.669	1:43.988	40.377	43.441	20.170	32.2	44.4
5	12:40:42.308	59.639	17.539	22.005	20.095	113.4	92.3
6	12:41:42.641	1:00.333	17.702	22.438	20.193	113.0	92.1

(86) Jon CRITCHLOW							
1	12:33:10.595	1:02.259	18.921	22.765	20.573	83.7	92.1
2	12:35:27.152	2:16.557	30.808	52.586	53.163	87.3	45.4
3	12:37:59.401	2:32.249	42.069	58.482	51.698	31.1	33.9
4	12:39:42.732	1:43.331	40.556	42.971	19.804	34.3	47.9
5	12:40:42.371	59.639	17.625	22.122	19.892	113.5	94.7
6	12:41:42.704	1:00.333	17.749	22.521	20.063	112.8	95.3

(52) Stewart BLACK							
1	12:33:11.851	1:02.393	18.597	23.313	20.483	91.6	95.3
2	12:35:28.998	2:17.147	30.996	53.037	53.114	74.7	39.9
3	12:38:01.249	2:32.251	42.344	58.492	51.415	30.6	33.1
4	12:39:43.722	1:42.473	40.839	41.936	19.698	35.8	41.8
5	12:40:44.018	1:00.296	17.489	22.684	20.123	113.0	95.6
6	12:41:43.100	59.082	17.471	21.679	19.932	108.2	92.7

(7) Duncan VINCENT							
1	12:33:12.737	1:03.444	18.687	23.688	21.069	88.5	94.9
2	12:35:29.491	2:16.754	31.153	52.541	53.060	69.6	40.4
3	12:38:02.560	2:33.069	42.929	58.252	51.888	33.4	29.4
4	12:39:44.716	1:42.156	41.539	40.562	20.055	36.3	44.9
5	12:40:45.244	1:00.528	18.263	22.178	20.087	108.4	90.2
6	12:41:45.753	1:00.509	17.770	22.094	20.645	107.4	89.6

(17) Billy WAIT							
1	12:33:13.867	1:05.218	19.435			85.1	
2	12:35:31.863	2:17.996	30.665			52.8	
3	12:38:04.544	2:32.681	42.074			31.2	
4	12:39:45.171	1:40.627	41.830			33.9	
5	12:40:46.150	1:00.979	18.023			111.3	
6	12:41:49.708	1:03.558	18.489			102.8	

(82) Ben McNEICE							
1	12:33:14.036	1:05.679	19.350	24.182	22.147	82.4	93.1
2	12:35:32.343	2:18.307	31.226	52.517	54.564	57.1	40.5
3	12:38:05.157	2:32.814	42.206	58.065	52.543	29.2	33.6
4	12:39:47.927	1:42.770	42.276	39.401	21.093	32.4	33.5
5	12:40:49.221	1:01.294	17.887	22.435	20.972	107.0	90.7
6	12:41:50.431	1:01.210	17.907	22.540	20.763	106.7	91.1

(30) Mark FRENCH							
1	12:33:14.974	1:06.281	19.926	24.551	21.804	84.1	92.1
2	12:35:33.738	2:18.764	31.257	53.221	54.286	64.0	43.9
3	12:38:06.680	2:32.942	42.118	58.761	52.063	31.4	37.9
4	12:39:48.839	1:42.159	42.509	38.692	20.958	33.6	34.2
5	12:40:50.251	1:01.412	18.127	22.695	20.590	107.7	
6	12:41:50.954	1:00.703	18.088	22.336	20.279	106.9	90.0

(16) John BUSHBY							
1	12:33:16.040	1:07.031	20.128	25.070	21.833	85.9	90.3
2	12:35:34.382	2:18.342	30.767	53.843	53.732	68.2	46.3
3	12:38:07.467	2:33.085	42.624	1:01.061	49.400	30.8	38.5
4	12:39:50.407	1:42.940	42.301	39.067	21.572	31.9	35.4
5	12:40:52.528	1:02.121	18.062	23.207	20.852	107.4	90.0
6	12:41:54.997	1:02.469	18.189	23.539	20.741	106.7	89.2

(5) Brent BOWIE							
1	12:33:14.178	1:05.592	19.509	24.663	21.420	83.5	90.2
2	12:35:33.024	2:18.846	31.551	52.871	54.424	80.8	40.9
3	12:38:05.948	2:32.924	42.043	58.534	52.347	31.4	37.8
4	12:39:48.722	1:42.774	42.384	38.992	21.398	32.8	33.8
5	12:40:51.787	1:03.065	18.657	23.470	20.938	106.9	89.6
6	12:41:55.540	1:03.753	19.120	23.688	20.945	105.8	91.7

(4) Peter McKERNAN							
---------------------------	--	--	--	--	--	--	--



Super Lap Scotland - Round 6 AC

Lapchart

KMSC Legends

Knockhill 1.267 miles

Race 2 - Heat 1

18/09/2021 11:05

Race (6 Laps) started at 12:32:07



Competitors	Laps						
	0	1	2	3	4	5	6
Jon CRITCHLOW (86)	1	86	18	18	18	18	18
Ben McNEICE (82)	2	82	86	86	86	86	86
Ben MASON (22)	3	22	22	22	22	52	52
Brent BOWIE (5)	4	5	52	52	52	7	7
Billy WAIT (17)	5	17	7	7	7	17	17
Mark FRENCH (30)	6	30	17	17	17	82	82
Steven McGILL (18)	7	18	82	82	82	30	30
John BUSHBY (16)	8	16	5	5	5	5	16
Peter McKERNAN (4)	9	4	30	30	30	16	5
Duncan VINCENT (7)	10	7	4	16	16	4	4
James HALL-MORTON (32)	11	32	16	4	4	68	68
Stewart BLACK (52)	12	52	68	68	68	66	66
Alastair CALDERWOOD (66)	13	66	66	66	66		
Mark REID (68)	14	68					

Margin of Victory	Avg. Speed	Best Lap Tm	Best Speed	Best Lap by
0.063	47.578	59.082	77.195	52 - Stewart BLACK

Clerk of the Course **Orbits**

Sig : Nick Clarke Time:
 Chief Timekeeper : Ian Sharp (SMART Timing)
 Results available at www.smart-timing.co.uk and www.speedhive.com
 Printed: 18/09/2021 12:45:40





Bulletin No. _____

Super Lap Scotland - Round 6 AC

Sorted on best lap time

Super Lap Scotland

Knockhill 1.267 miles

Qualifying - Group 1

18/09/2021 13:45

Practice (15:00 Time) started at 12:57:24

Pos	No.	Name	Make/Model	Class Code	Laps	Best Tm	Diff	Best Speed	2nd Best
1	88	Martin BROWN	Subaru Impreza WRX	SLS-E	9	57.314		79.576	59.238
2	6	David SMITHERAM	Chevrolet Corvette C6	SLS-D	14	57.384	0.070	79.479	57.828
3	3	Josh HISLOP	Renault Clio 197	SLS-E	13	57.833	0.519	78.862	57.904
4	42	Robert JOBSON	Audi S3	SLS-E	14	57.857	0.543	78.830	58.221
5	144	Donnie McLEOD	Renault Clio 172	SLS-E	12	58.675	1.361	77.731	58.941
6	814	Niall CAMPBELL	Honda Civic Type R	SLS-E	12	58.675	1.361	77.731	59.151
7	101	John WALLACE	Mini Cooper S	SLS-E	13	58.715	1.401	77.678	58.756
8	24	Marc DAWSON	Honda Civic Type R	SLS-D	14	59.010	1.696	77.289	59.069
9	14	Michael IMRIE	Renault Clio 197	SLS-F	14	59.608	2.294	76.514	59.755
10	84	Dave LARGUE	Honda Civic	SLS-E	14	59.808	2.494	76.258	59.973
11	86	Adam MORRISON	Mini Cooper	SLS-F	6	1:00.067	2.753	75.929	1:00.129
12	85	David JOYCE	Renault Clio 182	SLS-E	13	1:00.715	3.401	75.119	1:01.009
13	8	Henry SIMMONS	Renault RS Megane	SLS-D	13	1:00.742	3.428	75.085	1:00.951
14	716	Tom LOCKHART	Renault Clio 172	SLS-F	14	1:01.311	3.997	74.389	1:01.744
15	725	Keir REILLY	Renault Clio 172	SLS-F	13	1:01.765	4.451	73.842	1:01.877
16	5	Alex MILNE	Renault Megane F1	SLS-F	5	1:02.508	5.194	72.964	1:03.824
17	102	Alex ADAMS	Renault Clio	SLS-F	13	1:02.558	5.244	72.906	1:02.969
18	61	Andy CLOTWORTHY	Renault Clio	SLS-F	12	1:02.651	5.337	72.798	1:02.821
19	100	Jonathan ADAMS	Renault Clio	SLS-F	11	1:03.280	5.966	72.074	1:03.551
20	56	Andrew FAHEY	Renault Megane	SLS-F	13	1:03.738	6.424	71.556	1:04.900
21	73	Bobby DAVEY	Lotus Elise S220 Cup	SLS-D	13	1:03.764	6.450	71.527	1:03.807
22	555	David CAPSTICK	Renault Clio RS197	SLS-F	9	1:04.861	7.547	70.317	1:05.224
23	59	Simon McWILLIAM	Renault Clio 172 Cup	SLS-F	5	1:05.495	8.181	69.636	1:05.732
24	155	Fiona KINDNESS	Mini Cooper	SLS-G	4	1:06.040	8.726	69.062	1:07.242
25	106	Martin HUTTON	Peugeot 106 HND	SLS-G	6	1:06.230	8.916	68.864	1:06.254

Clerk of the Course

Orbits

Sig : Nick Clarke Time:

Chief Timekeeper : Ian Sharp (SMART Timing)

Results available at www.smart-timing.co.uk and www.speedhive.com

Printed: 18/09/2021 13:15:07



Super Lap Scotland - Round 6 AC

Super Lap Scotland

Knockhill 1.267 miles

Qualifying - Group 1

18/09/2021 13:45

Practice (15:00 Time) started at 12:57:24

Table with 16 columns: Lap, Time of Day, Lap Tm, S1, S2, S3, SFSpd, S1Spd, Lap, Time of Day, Lap Tm, S1, S2, S3, SFSpd, S1Spd. Row 14 data.

(86) Adam MORRISON. Table with 16 columns: Lap, Time of Day, Lap Tm, S1, S2, S3, SFSpd, S1Spd. Rows 1-6 data.

(102) Alex ADAMS. Table with 16 columns: Lap, Time of Day, Lap Tm, S1, S2, S3, SFSpd, S1Spd. Rows 1-13 data.

(85) David JOYCE. Table with 16 columns: Lap, Time of Day, Lap Tm, S1, S2, S3, SFSpd, S1Spd. Rows 1-13 data.

(61) Andy CLOTWORTHY. Table with 16 columns: Lap, Time of Day, Lap Tm, S1, S2, S3, SFSpd, S1Spd. Rows 1-12 data.

(8) Henry SIMMONS. Table with 16 columns: Lap, Time of Day, Lap Tm, S1, S2, S3, SFSpd, S1Spd. Rows 1-13 data.

(100) Jonathan ADAMS. Table with 16 columns: Lap, Time of Day, Lap Tm, S1, S2, S3, SFSpd, S1Spd. Rows 1-12 data.

(716) Tom LOCKHART. Table with 16 columns: Lap, Time of Day, Lap Tm, S1, S2, S3, SFSpd, S1Spd. Rows 1-14 data.

(56) Andrew FAHEY. Table with 16 columns: Lap, Time of Day, Lap Tm, S1, S2, S3, SFSpd, S1Spd. Rows 1-13 data.

(725) Keir REILLY. Table with 16 columns: Lap, Time of Day, Lap Tm, S1, S2, S3, SFSpd, S1Spd. Rows 1-13 data.

(73) Bobby DAVEY. Table with 16 columns: Lap, Time of Day, Lap Tm, S1, S2, S3, SFSpd, S1Spd. Rows 1-12 data.

(5) Alex MILNE. Table with 16 columns: Lap, Time of Day, Lap Tm, S1, S2, S3, SFSpd, S1Spd. Rows 1-2 data.

Clerk of the Course

Sig : Nick Clarke Time: Chief Timekeeper : Ian Sharp (SMART Timing) Results available at www.smart-timing.co.uk and www.speedhive.com

Orbits



Super Lap Scotland - Round 6 AC

Super Lap Scotland **Knockhill 1.267 miles**
Qualifying - Group 1 **18/09/2021 13:45**
Practice (15:00 Time) started at 12:57:24

Lap	Time of Day	Lap Tm	S1	S2	S3	SFSpd	S1Spd
13	13:12:35.403	1:08.353	19.399	24.371	24.583	101.5	94.8
(555) David CAPSTICK							
1	12:58:46.117	1:11.028	22.808	25.772	22.448	48.6	82.0
2	12:59:52.330	1:06.213	19.212	24.345	22.656	101.2	82.4
3	13:00:58.140	1:05.810	19.431	24.139	22.240	101.5	83.7
4	13:02:03.805	1:05.665	19.394	24.146	22.125	101.7	83.7
5	13:03:08.666	1:04.861	19.093	23.983	21.785	101.8	83.7
6	13:05:08.003	1:59.337	26.422	49.596	43.319	102.3	33.3
7	13:06:36.460	1:28.457	29.292	28.187	30.978	45.8	62.3
8	13:07:46.698	1:10.238	23.476	24.410	22.352	69.0	82.0
9	13:08:51.922	1:05.224	18.926	24.278	22.020	102.6	83.8
(59) Simon McWILLIAM							
1	13:00:05.335	1:22.911	26.471	30.224	26.216	35.6	70.2
2	13:01:34.386	1:29.051	21.340	35.696	32.015	92.8	70.8
3	13:02:47.858	1:13.472	25.027	25.865	22.580	71.6	74.7
4	13:03:53.590	1:05.732	19.319	24.789	21.624	103.6	85.3
5	13:04:59.085	1:05.495	19.320	24.324	21.851	104.7	85.3
(155) Fiona KINDNESS							
1	12:59:44.338	1:16.349	24.718	28.905	22.726	43.2	74.6
2	13:00:51.580	1:07.242	20.139	24.810	22.293	95.9	80.0
3	13:01:59.616	1:08.036	19.509	26.672	21.855	97.0	81.0
4	13:03:05.656	1:06.040	19.260	24.689	22.091	98.1	80.0
(106) Martin HUTTON							
1	12:59:07.092	1:13.643	24.883	26.162	22.598	41.0	70.9
2	13:00:13.346	1:06.254	19.346	24.126	22.782	99.3	83.4
3	13:01:38.482	1:25.136	23.561	32.041	29.534	97.3	58.5
4	13:02:53.755	1:15.273	25.849	26.383	23.041	65.4	58.3
5	13:03:59.985	1:06.230	20.164	23.699	22.367	95.1	81.3
6	13:05:07.378	1:07.393	21.106	23.906	22.381	99.3	82.8



Bulletin No. _____

Super Lap Scotland - Round 6 AC

Sorted on best lap time

Super Lap Scotland

Knockhill 1.267 miles

Qualifying - Group 2

18/09/2021 14:10

Practice (15:00 Time) started at 13:16:14

Pos	No.	Name	Make/Model	Class Code	Laps	Best Tm	Diff	Best Speed	2nd Best
1	62	Paul RANKIN	Westfield	SLS-P	10	52.420		87.006	52.663
2	81	Ian PITMAN	Subaru Impreza Type R	SLS-P	14	52.885	0.465	86.241	53.569
3	55	Adam KINDNESS	Subaru Impreza Type R	SLS-B	8	53.651	1.231	85.009	54.803
4	79	Eric HOLMES	Mitsubishi Evo 6RS	SLS-P	9	54.274	1.854	84.034	54.941
5	93	Michael OSBORNE Jnr	Mitsubishi Evo6	SLS-C	7	55.355	2.935	82.393	55.431
6	10	Nev WOOD	Ariel Atom	SLS-P	14	56.317	3.897	80.985	56.482
7	92	Michael OSBORNE Snr	Mitsubishi Evo5	SLS-C	10	56.575	4.155	80.616	56.722
8	37	Andrew SKINNER	Westfield Seiw	SLS-E	14	1:00.213	7.793	75.745	1:00.465

Clerk of the Course

Orbits

Sig : Nick Clarke Time:

Chief Timekeeper : Ian Sharp (SMART Timing)

Results available at www.smart-timing.co.uk and www.speedhive.com

Printed: 18/09/2021 13:33:21



Super Lap Scotland - Round 6 AC

Super Lap Scotland

Knockhill 1.267 miles

Qualifying - Group 2

18/09/2021 14:10

Practice (15:00 Time) started at 13:16:14

Lap	Time of Day	Lap Tm	S1	S2	S3	SFSpd	S1Spd	Lap	Time of Day	Lap Tm	S1	S2	S3	SFSpd	S1Spd
(62) Paul RANKIN								(92) Michael OSBORNE Snr							
1	13:17:39.383	1:17.435	26.383			36.7		1	13:17:48.448	1:21.495	26.125			40.9	61.2
2	13:18:33.380	53.997	15.953			135.6		2	13:18:48.789	1:00.341	17.762			115.3	94.3
3	13:19:26.530	53.150	15.278			138.1		3	13:19:49.308	1:00.519	16.596			118.8	
4	13:20:19.193	52.663	15.029			136.1		4	13:20:46.679	57.371	16.558			120.0	
5	13:21:20.959	1:01.766	15.683			135.6		5	13:22:23.548	1:36.869	23.950	47.656	25.263	119.6	40.1
6	13:22:29.781	1:08.822	19.662			93.1		6	13:23:35.286	1:11.738	23.953			76.2	
7	13:23:22.201	52.420	14.941			137.8		7	13:24:32.008	56.722	16.379			118.8	
8	13:24:28.464	1:06.263	19.147			135.8		8	13:25:58.672	1:26.664	24.570			119.4	42.1
9	13:25:32.344	1:03.880	19.551			76.0		9	13:27:16.046	1:17.374	29.052			74.2	58.2
10	13:26:26.619	54.275	15.197			136.1		10	13:28:12.621	56.575	16.382			119.0	

(81) Ian PITMAN								(37) Andrew SKINNER							
1	13:17:51.397	1:22.683	27.274			40.8		1	13:17:57.062	1:23.742	27.379	33.426	22.937	50.6	49.6
2	13:18:58.730	1:07.333	20.723			92.1		2	13:19:06.467	1:09.405	18.661	29.741	21.003	101.4	87.3
3	13:19:59.144	1:00.414	16.886			137.5		3	13:20:10.333	1:03.866	19.816	23.288	20.762	104.0	84.7
4	13:21:03.585	1:04.441	16.112			138.1		4	13:21:12.213	1:01.880	18.235	22.686	20.959	102.6	88.4
5	13:22:10.705	1:07.120	21.727			77.0		5	13:22:15.671	1:03.458	18.121	24.190	21.147	100.2	87.8
6	13:23:24.008	1:13.303	25.282			140.7		6	13:23:16.900	1:01.229	18.007	22.443	20.779	103.1	87.6
7	13:24:28.147	1:04.139	19.494			98.7		7	13:24:23.124	1:06.224	17.930			100.5	87.0
8	13:25:22.147	54.000	15.749			138.4		8	13:25:37.526	1:14.402	24.946	27.642	21.814	75.6	42.2
9	13:26:30.580	1:08.433	18.170			133.2		9	13:26:43.243	1:05.717	18.960	25.295	21.462	102.3	79.6
10	13:27:24.149	53.569	16.062			135.3		10	13:27:43.708	1:00.465	17.793	22.189	20.483	103.1	87.7
11	13:28:42.659	1:18.510	21.530			135.3		11	13:28:50.514	1:06.806	17.877	24.945	23.984	102.1	87.4
12	13:29:47.168	1:04.509	21.833			70.9		12	13:29:59.207	1:08.693	21.178	25.886	21.629	78.9	76.1
13	13:30:40.053	52.885	16.050			140.1		13	13:30:59.420	1:00.213	17.813	21.982	20.418	103.6	88.4
14	13:32:01.599	1:21.546	21.333			134.5		14	13:32:05.581	1:06.161	17.761	23.370	25.030	102.8	86.7

(55) Adam KINDNESS							
1	13:17:35.684	1:17.246	25.620	32.080	19.546	36.0	56.9
2	13:18:30.749	55.065	16.163	20.856	18.046	132.9	104.2
3	13:19:43.967	1:13.218	24.978	28.489	19.751	125.2	57.0
4	13:20:38.770	54.803	16.486	20.267	18.050	131.8	104.0
5	13:23:32.935	2:54.165	26.971	33.469	1:53.725	129.1	45.3
6	13:24:52.422	1:19.487	27.404	31.975	20.108	33.1	52.3
7	13:26:09.284	1:16.862	24.694	32.789	19.379	134.5	45.9
8	13:27:02.935	53.651	15.896	19.680	18.075	134.8	107.5

(79) Eric HOLMES							
1	13:17:41.613	1:18.340	26.261	31.580	20.499	39.9	60.8
2	13:18:37.220	55.607	16.405	20.875	18.327	130.8	115.5
3	13:19:46.539	1:09.319	21.085	29.187	19.047	135.3	60.2
4	13:20:41.835	55.296	16.485	20.662	18.149	133.2	116.3
5	13:24:47.511	4:05.676	20.267	28.241	3:17.168	136.1	70.6
6	13:26:02.465	1:14.954	24.300	31.724	18.930	49.4	58.3
7	13:26:57.406	54.941	16.191	20.471	18.279	138.7	116.7
8	13:27:51.680	54.274	15.985	20.188	18.101	137.2	118.1
9	13:29:25.144	1:33.464	25.348	37.500	30.616	137.8	44.6

(93) Michael OSBORNE Jnr							
1	13:17:45.147	1:20.819	26.655	33.573	20.591	46.3	53.3
2	13:18:40.578	55.431	16.311	20.541	18.579	129.8	107.9
3	13:20:00.692	1:20.114	22.717	32.258	25.139	120.5	55.0
4	13:21:04.658	1:03.966	20.075	24.519	19.372	77.1	90.1
5	13:22:00.672	56.014	16.098	20.323	19.593	131.1	109.3
6	13:23:11.234	1:10.562	23.467	27.932	19.163	93.2	59.3
7	13:24:06.589	55.355	16.159	20.771	18.425	131.6	109.7

(10) Nev WOOD							
1	13:17:53.597	1:23.282	28.050			47.1	
2	13:19:02.240	1:08.643	19.895			107.5	
3	13:20:03.980	1:01.740	16.508			132.9	
4	13:21:07.040	1:03.060	17.819			122.9	
5	13:22:06.847	59.807	16.714			130.6	
6	13:23:03.164	56.317	15.392			133.7	
7	13:24:20.641	1:17.477	15.487			134.8	
8	13:25:25.612	1:04.971	18.792			84.7	
9	13:26:26.219	1:00.607	16.077			135.6	
10	13:27:22.701	56.482	15.577			135.8	
11	13:28:28.885	1:06.184	16.937			132.4	
12	13:29:27.071	58.186	15.452			135.0	
13	13:30:38.676	1:11.605	19.610			107.9	
14	13:31:35.593	56.917	15.490			135.8	

Clerk of the Course

Sig : Nick Clarke Time:

Chief Timekeeper : Ian Sharp (SMART Timing)

Results available at www.smart-timing.co.uk and www.speedhive.com

Printed: 18/09/2021 13:33:50

Orbits



Super Lap Scotland - Round 6 AC

Sorted on Laps

CNC Heads Saloons

Knockhill 1.267 miles

Race 3 - 1st Race

18/09/2021 12:10

Race (15:00 and 1 Laps) started at 13:41:24

Pos	No.	Name	Make/Model	Class Code	Laps	Total Tm	Diff	Best Tm	In Lap	Best Speed
1	48	Paul ROSE	Saker RAPX S1-500	A	9	8:20.845		52.435	4	86.981
2	51	Roddie PATERSON	Caterham C400	B	9	8:38.083	17.238	53.168	5	85.782
3	94	Jon WOOLFIT	Spire GTR	B	9	8:39.626	18.781	52.697	5	86.548
4	13	Paul DOBSON	Locost 7	B	9	8:40.271	19.426	53.313	5	85.548
5	18	Luke ARMIGER	Vauxhall Tigra	B	9	8:42.332	21.487	53.200	5	85.730
6	47	Steve HARRIS	Saker RAPX S1-500	A	9	8:45.721	24.876	54.406	5	83.830
7	3	Guy CARTER	TVR Tuscan	A	9	9:16.966	56.121	57.619	5	79.155
8	55	Paul ROTHEROE	Citroen Xsara VTs	E	9	9:17.994	57.149	57.765	6	78.955
9	221	Andy BICKNELL	Ginetta G50	A	9	9:18.767	57.922	57.575	6	79.216
10	1	Jamie CRYER	Ginetta G20	E	9	9:19.373	58.528	57.647	6	79.117
11	69	Jake JOHNSON	Honda Civic Type R	B	8	8:41.512	1 Lap	1:00.194	6	75.769
12	23	Richard HALL	Caterham 420R	B	8	8:43.402	1 Lap	59.140	4	77.119
13	128	Ian BRUCE	Honda Civic Type R	E	8	8:44.409	1 Lap	1:00.424	5	75.481
14	7	Connor MODRO	Honda S2000	B	8	8:46.551	1 Lap	1:01.598	5	74.042
15	118	Ric WALKER	Mini RS6 JCW	C	8	8:49.044	1 Lap	1:03.022	2	72.369
16	97	Bruce CARTER	Honda CRX	F	8	8:53.449	1 Lap	1:02.995	4	72.400
17	75	Graeme SMITH	Mazda MX5	F	8	8:53.700	1 Lap	1:03.594	6	71.718
Not classified (from pos 18)										
DNF	233	Jack EGAR	BMW M3	D	6	5:53.087	DNF	56.222	5	81.122

Announcements

- New Track Record (52.697) for CNC Heads Saloons B by Jon WOOLFIT.
- New Track Record (52.435) for CNC Heads Saloons A by Paul ROSE.
- New Track Record (56.222) for CNC Heads Saloons D by Jack EGAR.
- New Track Record (57.647) for CNC Heads Saloons E by Jamie CRYER.
- New Track Record (1:02.995) for CNC Heads Saloons F by Bruce CARTER.
- RED FLAG after Leader completed 10 Laps - Result declared at 9 Laps.
- Car No.233 Not classified - Not running under own power at time of Red Flag.

Margin of Victory	Avg. Speed	Best Lap Tm	Best Speed	Best Lap by
17.238	81.957	52.435	86.981	48 - Paul ROSE

Clerk of the Course

Sig : Nick Clarke **Time:**
Chief Timekeeper : Ian Sharp (SMART Timing)
Results available at www.smart-timing.co.uk and www.speedhive.com
Printed: 18/09/2021 13:57:32

Orbits



Super Lap Scotland - Round 6 AC

CNC Heads Saloons

Knockhill 1.267 miles

Race 3 - 1st Race

18/09/2021 12:10

Race (15:00 and 1 Laps) started at 13:41:24

Table with 7 columns: Lap, Time of Day, Lap Tm, S1, S2, S3, SFSpd, S1Spd. Contains data for drivers (48) Paul ROSE, (51) Roddie PATERSON, (94) Jon WOOLFIT, (13) Paul DOBSON, (18) Luke ARMIGER, (47) Steve HARRIS, and (3) Guy CARTER.

Table with 7 columns: Lap, Time of Day, Lap Tm, S1, S2, S3, SFSpd, S1Spd. Contains data for drivers (55) Paul ROTHEROE, (221) Andy BICKNELL, (1) Jamie CRYER, (69) Jake JOHNSON, (23) Richard HALL, (128) Ian BRUCE, and (7) Connor MODRO.

Clerk of the Course

Sig : Nick Clarke Time: Chief Timekeeper : Ian Sharp (SMART Timing) Results available at www.smart-timing.co.uk and www.speedhive.com Printed: 18/09/2021 13:58:05

Orbits



Super Lap Scotland - Round 6 AC

CNC Heads Saloons

Knockhill 1.267 miles

Race 3 - 1st Race

18/09/2021 12:10

Race (15:00 and 1 Laps) started at 13:41:24

Lap	Time of Day	Lap Tm	S1	S2	S3	SFSpd	S1Spd	Lap	Time of Day	Lap Tm	S1	S2	S3	SFSpd	S1Spd
-----	-------------	--------	----	----	----	-------	-------	-----	-------------	--------	----	----	----	-------	-------

(118) Ric WALKER

1	13:42:39.931	1:05.788	20.185				79.8
2	13:43:42.953	1:03.022	18.095	23.152	23.870	103.2	84.4
3	13:44:46.887	1:03.934	19.026	20.462	25.538	83.0	81.7
4	13:45:51.077	1:04.190	19.163				
5	13:46:54.714	1:03.637	18.443				
6	13:47:59.434	1:04.720	19.964				
7	13:49:04.343	1:04.909	18.136				
8	13:50:13.881	1:09.538	19.885				

(97) Bruce CARTER

1	13:42:40.695	1:06.326	20.388				73.5
2	13:43:44.455	1:03.760	19.036				103.6
3	13:44:50.535	1:06.080	19.818				105.0
4	13:45:53.530	1:02.995	19.135				103.6
5	13:46:57.933	1:04.403	18.688				104.4
6	13:48:01.538	1:03.605	19.027				105.2
7	13:49:07.200	1:05.662	18.642				104.2
8	13:50:18.286	1:11.086	20.700				78.7

(75) Graeme SMITH

1	13:42:41.923	1:06.978	20.359	23.905	22.714	70.8	81.1
2	13:43:46.202	1:04.279	19.239	23.170	21.870	97.4	80.2
3	13:44:51.887	1:05.685	18.936	23.243	23.506	97.3	80.9
4	13:45:55.627	1:03.740	18.826	22.813	22.101	95.6	81.0
5	13:47:00.045	1:04.418	19.068	23.271	22.079	95.9	81.0
6	13:48:03.639	1:03.594	18.733	22.867	21.994	97.0	81.1
7	13:49:08.450	1:04.811	19.087	23.220	22.504	96.4	79.6
8	13:50:18.537	1:10.087	20.085	25.689	24.313	96.3	80.7

(233) Jack EGAR

1	13:42:33.948	1:01.852	19.959	21.957	19.936	78.8	
2	13:43:31.084	57.136	16.995	20.933	19.208	116.9	98.4
3	13:44:28.094	57.010	17.033	21.277	18.700	119.6	94.3
4	13:45:25.404	57.310	16.970	21.436	18.904	120.7	98.1
5	13:46:21.626	56.222	17.015	20.607	18.600	119.8	97.1
6	13:47:17.924	56.298	17.036	20.496	18.766	121.4	98.1

Super Lap Scotland - Round 6 AC

Lapchart

CNC Heads Saloons

Knockhill 1.267 miles

Race 3 - 1st Race

18/09/2021 12:10

Race (15:00 and 1 Laps) started at 13:41:24



Competitors	Laps										
	0	1	2	3	4	5	6	7	8	9	
Roddie PATERSON (51)	1	51	51	51	48	48	48	48	48	48	48
Paul DOBSON (13)	2	13	48	48	51	51	51	51	51	51	51
Jon WOOLFIT (94)	3	94	13	94	94	94	94	94	94	94	94
Paul ROSE (48)	4	48	94	13	13	13	13	13	13	13	13
Steve HARRIS (47)	5	47	18	18	18	18	18	18	18	18	18
Luke ARMIGER (18)	6	18	47	47	47	47	47	47	47	47	47
Jack EGAR (233)	7	233	233	233	233	233	233	3	3	3	3
Guy CARTER (3)	8	3	3	3	3	3	3	3	1	55	55
Jamie CRYER (1)	9	1	1	1	1	1	1	1	55	221	221
Andy BICKNELL (221)	10	221	221	55	55	55	55	55	221	1	1
Paul ROTHEROE (55)	11	55	55	221	221	221	221	221	69	69	69
Jake JOHNSON (69)	12	69	69	69	69	69	69	69	128	23	23
Ian BRUCE (128)	13	128	128	128	128	128	23	23	128	7	7
Ric WALKER (118)	14	118	118	23	23	23	23	128	7	7	7
Bruce CARTER (97)	15	97	97	118	118	7	7	7	118	118	118
Connor MODRO (7)	16	7	23	97	7	118	118	118	97	97	97
Graeme SMITH (75)	17	75	75	7	97	97	97	97	75	75	75
Richard HALL (23)	18	23	7	75	75	75	75	75	75	75	75

Margin of Victory	Avg. Speed	Best Lap Tm	Best Speed	Best Lap by
17.238	81.957	52.435	86.981	48 - Paul ROSE

Clerk of the Course

Sig : Nick Clarke Time:

Chief Timekeeper : Ian Sharp (SMART Timing)

Results available at www.smart-timing.co.uk and www.speedhive.com

Printed: 18/09/2021 13:58:42

Orbits





Bulletin No. _____

Super Lap Scotland - Round 6 AC

Sorted on Laps

KMSC Legends

Knockhill 1.267 miles

Race 4 - Heat 2

18/09/2021 12:40

Race (6 Laps) started at 14:07:17

Pos	No.	Name	Make/Model	Class Code	Laps	Total Tm	Diff	Best Tm	In Lap	Best Speed
1	52	Stewart BLACK	Ford Coupe	L	6	5:55.464		58.710	4	77.684
2	32	James HALL-MORTON	Chevy Coupe	L	6	5:57.378	1.914	59.010	3	77.289
3	18	Steven McGILL	Ford Coupe	L	6	6:00.303	4.839	59.256	3	76.968
4	7	Duncan VINCENT	Ford Coupe	L	6	6:00.360	4.896	58.925	4	77.401
5	86	Jon CRITCHLOW	Chevy Sedan	L	6	6:00.451	4.987	58.669	3	77.738
6	22	Ben MASON	Chevy Sedan	L	6	6:05.407	9.943	59.216	3	77.020
7	30	Mark FRENCH	Ford Coupe	L	6	6:13.987	18.523	1:01.197	4	74.527
8	4	Peter McKERNAN	Ford Coupe	L R	6	6:16.919	21.455	1:01.886	5	73.697
9	5	Brent BOWIE	Ford Coupe	L	6	6:17.459	21.995	1:01.572	6	74.073
10	16	John BUSHBY	Chevy Sedan	L	6	6:21.826	26.362	1:02.447	5	73.035
11	82	Ben McNEICE	Ford Coupe	L R	6	6:35.165	39.701	1:01.276	2	74.431
12	66	Alastair CALDERWOOD	Ford Sedan	L R	6	6:48.429	52.965	1:05.504	5	69.627
13	68	Mark REID	Chevy Sedan	L R	6	6:48.834	53.370	1:05.989	2	69.115
14	17	Billy WAIT	Ford Coupe	L	5	5:57.192	1 Lap	1:00.493	3	75.395

Margin of Victory	Avg. Speed	Best Lap Tm	Best Speed	Best Lap by
1.914	76.984	58.669	77.738	86 - Jon CRITCHLOW

Clerk of the Course

Sig : Nick Clarke Time:

Chief Timekeeper : Ian Sharp (SMART Timing)

Results available at www.smart-timing.co.uk and www.speedhive.com

Printed: 18/09/2021 14:15:23

Orbits





Super Lap Scotland - Round 6 AC

KMSC Legends

Knockhill 1.267 miles

Race 4 - Heat 2

18/09/2021 12:40

Race (6 Laps) started at 14:07:17

Lap	Time of Day	Lap Tm	S1	S2	S3	SFSpd	S1Spd	Lap	Time of Day	Lap Tm	S1	S2	S3	SFSpd	S1Spd
(52) Stewart BLACK								(82) Ben McNEICE							
1	14:08:18.784	1:00.615	18.565	22.223	19.827	86.8	94.9	1	14:08:23.596	1:04.060	18.556	23.851	21.653	90.3	91.3
2	14:09:17.599	58.815	17.486	21.447	19.882	112.4	92.2	2	14:09:27.351	1:03.755	18.301	23.785	21.669	109.1	91.2
3	14:10:16.351	58.752	17.323	21.676	19.753	107.5	91.7	3	14:10:30.881	1:03.530	18.525	23.669	21.336	105.5	89.4
4	14:11:15.061	58.710	17.295	21.542	19.873	107.4	91.6	4	14:11:33.420	1:02.539	18.208	23.472	20.859	105.3	88.5
5	14:12:13.973	58.912	17.525	21.604	19.783	106.9	91.7	5	14:12:35.867	1:02.447	18.108	23.205	21.134	106.7	89.1
6	14:13:12.771	58.798	17.376	21.541	19.881	108.1	91.8	6	14:13:39.133	1:03.266	18.642	23.406	21.218	105.5	88.1
(32) James HALL-MORTON								(66) Alastair CALDERWOOD							
1	14:08:18.719	1:00.629	18.572	22.109	19.948	88.2	93.3	1	14:08:29.056	1:09.534	20.664			86.8	77.9
2	14:09:18.088	59.369	17.701	21.739	19.929	112.0	94.1	2	14:09:35.459	1:06.403	18.777			102.6	87.3
3	14:10:17.098	59.010	17.535	21.761	19.714	110.6	91.6	3	14:10:42.939	1:07.480	18.730	25.958	22.792	102.1	
4	14:11:16.218	59.120	17.651	21.461	20.008	109.7	91.6	4	14:11:49.046	1:06.107	18.941			102.1	87.2
5	14:12:15.237	59.019	17.520	21.677	19.822	108.6	91.1	5	14:12:54.550	1:05.504	18.975			102.3	85.5
6	14:13:14.685	59.448	17.748	21.567	20.133	109.7	91.7	6	14:14:05.736	1:11.186	20.369			98.5	80.6
(18) Steven McGILL								(68) Mark REID							
1	14:08:19.306	1:00.210	18.024	22.204	19.982	92.7	94.4	1	14:08:27.998	1:07.423	19.604	25.157	22.662	89.4	88.5
2	14:09:18.643	59.337	17.512	21.903	19.922	112.2	94.1	2	14:09:33.987	1:05.989	19.335	24.256	22.398	101.7	85.8
3	14:10:17.899	59.256	17.309	21.904	20.043	110.7	93.2	3	14:10:42.047	1:08.060	19.585	25.205	23.270	99.4	84.6
4	14:11:17.603	59.704	17.651	21.965	20.088	109.8	92.1	4	14:11:48.287	1:06.240	19.250			98.4	84.7
5	14:12:17.217	59.614	17.368	22.089	20.157	108.9	92.9	5	14:12:54.291	1:06.004	18.835	24.011	23.158	101.2	86.0
6	14:13:17.610	1:00.393	17.587	22.436	20.370	111.8	92.3	6	14:14:06.141	1:11.850	25.550			98.8	80.8
(7) Duncan VINCENT								(17) Billy WAIT							
1	14:08:18.824	1:00.449	18.212	21.944	20.293	90.7	93.2	1	14:09:00.180	1:40.452	18.535			93.6	
2	14:09:19.468	1:00.644	17.939	22.748	19.957	106.5	90.1	2	14:10:03.160	1:02.980	19.501			96.3	
3	14:10:18.962	59.494	17.765	21.702	20.027	107.5	90.4	3	14:11:03.653	1:00.493	17.927			106.7	
4	14:11:17.887	58.925	17.551	21.533	19.841	107.9	91.1	4	14:12:13.368	1:09.715	18.054			107.0	
5	14:12:17.302	59.415	17.637	21.652	20.126	109.3	91.8	5	14:13:14.499	1:01.131	18.749			96.8	
6	14:13:17.667	1:00.365	18.134	21.956	20.275	108.2	91.3	(86) Jon CRITCHLOW							
1	14:08:22.151	1:01.993	18.384	23.662	19.947	93.6	95.6	1	14:08:23.694	1:04.014	19.163	23.670	21.181	88.2	90.9
2	14:09:21.333	59.182	17.899	21.399	19.884	113.0	93.2	2	14:09:25.463	1:01.769	18.333	22.373	21.063	107.7	92.1
3	14:10:20.002	58.669	17.552	21.407	19.710	109.5	92.9	3	14:10:27.143	1:01.680	18.391			104.4	91.6
4	14:11:19.028	59.026	17.510	21.384	20.132	111.3	93.6	4	14:11:28.340	1:01.197	18.209	22.244	20.744	105.0	89.6
5	14:12:18.618	59.590	17.814	21.941	19.835	107.9	92.9	5	14:12:29.856	1:01.516	18.164			105.0	88.6
6	14:13:17.758	59.140	17.790	21.499	19.851	110.2	93.7	6	14:13:31.294	1:01.438	18.179	22.585	20.674	104.7	89.5
(22) Ben MASON								(4) Peter McKERNAN							
1	14:08:23.729	1:03.707	18.903	23.865	20.939	93.2	92.4	1	14:08:21.640	1:02.780	18.929	22.917	20.934	89.6	90.8
2	14:09:23.787	1:00.058	17.591	22.226	20.241	110.0	92.1	2	14:09:25.311	1:03.671	18.805	22.950	21.916	109.1	89.5
3	14:10:23.003	59.216	17.638	21.539	20.039	107.4		3	14:10:28.107	1:02.796	18.971	22.914	20.911	105.5	91.6
4	14:11:22.517	59.514	17.578	21.746	20.190	106.7	91.4	4	14:11:30.258	1:02.151	18.675	22.913	20.563	108.4	90.2
5	14:12:21.856	59.339	17.675	21.694	19.970	105.5	91.3	5	14:12:32.144	1:01.886	18.181	22.736	20.969	107.9	90.7
6	14:13:22.714	1:00.858	17.561	21.799	21.498	106.9	91.3	6	14:13:34.226	1:02.082	18.350	22.830	20.902	106.7	90.7
(30) Mark FRENCH								(5) Brent BOWIE							
1	14:08:23.694	1:04.014	19.163	23.670	21.181	88.2	90.9	1	14:08:24.780	1:04.955	19.548	24.270	21.137	90.1	91.8
2	14:09:25.463	1:01.769	18.333	22.373	21.063	107.7	92.1	2	14:09:27.598	1:02.818	18.272	22.909	21.637	109.8	91.1
3	14:10:27.143	1:01.680	18.391			104.4	91.6	3	14:10:29.352	1:01.754	17.955	22.585	21.214	105.8	90.2
4	14:11:28.340	1:01.197	18.209	22.244	20.744	105.0	89.6	4	14:11:30.992	1:01.640	18.060	22.623	20.957	105.5	89.5
5	14:12:29.856	1:01.516	18.164			105.0	88.6	5	14:12:33.194	1:02.202	18.028	23.226	20.948	106.5	89.8
6	14:13:31.294	1:01.438	18.179	22.585	20.674	104.7	89.5	6	14:13:34.766	1:01.572	18.023	22.452	21.097	105.7	90.1
(16) John BUSHBY								(1) John BUSHBY							





Bulletin No. _____

Super Lap Scotland - Round 6 AC

Lapchart

KMSC Legends

Knockhill 1.267 miles

Race 4 - Heat 2

18/09/2021 12:40

Race (6 Laps) started at 14:07:17



Competitors	Laps						
	0	1	2	3	4	5	6
James HALL-MORTON (32)	1	32	32	52	52	52	52
Stewart BLACK (52)	2	52	52	32	32	32	32
Duncan VINCENT (7)	3	7	7	18	18	18	18
Peter MCKERNAN (4)	4	4	18	7	7	7	7
Steven MCGILL (18)	5	18	4	86	86	86	86
Alastair CALDERWOOD (66)	6	66	86	22	22	22	22
John BUSHBY (16)	7	16	16	4	30	30	30
Mark FRENCH (30)	8	30	30	30	4	4	4
Billy WAIT (17)	9	17	22	82	5	5	5
Brent BOWIE (5)	10	5	82	16	16	16	16
Ben MASON (22)	11	22	5	5	68	82	82
Jon CRITCHLOW (86)	12	86	68	68	66	68	66
Ben McNEICE (82)	13	82	66	66	82	66	68
Mark REID (68)	14	68	17	17	17	17	17

Margin of Victory	Avg. Speed	Best Lap Tm	Best Speed	Best Lap by
1.914	76.984	58.669	77.738	86 - Jon CRITCHLOW

Clerk of the Course

Sig : Nick Clarke Time:
 Chief Timekeeper : Ian Sharp (SMART Timing)
 Results available at www.smart-timing.co.uk and www.speedhive.com

Orbits



Super Lap Scotland - Round 6 AC

Sorted on Laps

KMSC Modsports

Knockhill 1.267 miles

Race 5 - 2nd Race

18/09/2021 14:40

Race (15:00 and 1 Laps) started at 15:02:42

Pos	No.	Name	Make/Model	Class Code	Laps	Total Tm	Diff	Best Tm	In Lap	Best Speed
1	9	Ron CUMMING	Nemesis Kit Car	B	18	15:52.633		51.065	2	89.314
2	79	Paul BRYDON	Solution F BMW M3	A	18	16:21.538	28.905	51.855	3	87.954
3	54	Andrew MORRISON	Seat Leon Cupra	C	17	16:12.651	1 Lap	54.570	6	83.578
4	64	Sean MARTIN	Honda Civic Type R	G	17	16:27.054	1 Lap	56.641	4	80.522
5	18	Damien MCKAY	Westfield FW	B	17	16:40.874	1 Lap	57.482	13	79.344
6	3	Josh HISLOP	Renault Clio 172	G	17	16:51.210	1 Lap	57.730	2	79.003
7	69	Andrew PATERSON	BMW 318iS	F	16	16:33.556	2 Laps	1:00.738	9	75.090
8	1	Natalie COWIE	Mini Cooper S R53	G	16	16:57.076	2 Laps	1:00.950	5	74.829
9	8	Richard SUTHERLAND	BMW Compact	J	15	16:01.168	3 Laps	1:02.902	15	72.507
10	771	Scott ARMSTRONG	Mini Cooper	H	15	16:18.427	3 Laps	1:03.405	8	71.932
11	55	Adam KINDNESS	Mini Cooper	H	15	16:21.380	3 Laps	1:03.247	12	72.112
12	132	Suzanne BUIST	Mini Cooper S	G	15	16:31.924	3 Laps	1:04.103	13	71.149
13	217	Steven SOMERVILLE	BMW E36 Compact	J	15	16:33.503	3 Laps	1:04.587	15	70.615
14	186	Murray DOUGLAS	Mini Cooper	H	14	16:28.250	4 Laps	1:08.091	2	66.982
Not classified										
DNF	77	Frazer HUNTLY	Nissan Primera	D	10	9:35.946	DNF	55.526	5	82.139
DNF	21	James STRACHAN	Mini Cooper S	G	10	10:58.336	DNF	1:03.041	8	72.347
DNF	20	Louise STRACHAN	Mini Cooper S	G	8	8:55.357	DNF	1:03.271	4	72.084
DNS	40	David MUIR	VW Polo	G			DNS		0	-
DNS	155	Fiona KINDNESS	Mini Cooper	H			DNS		0	-
DNS	86	Adam MORRISON	Mini Cooper	G			DNS		0	-

Announcements

- New Track Record (51.065) for KMSC Modsports B by Ron CUMMING.
- New Track Record (1:02.902) for KMSC Modsports J by Richard SUTHERLAND.
- New Track Record (51.855) for KMSC Modsports A by Paul BRYDON.
- New Track Record (56.641) for KMSC Modsports G by Sean MARTIN.
- New Track Record (55.526) for KMSC Modsports D by Frazer HUNTLY.

Margin of Victory	Avg. Speed	Best Lap Tm	Best Speed	Best Lap by
28.905	86.177	51.065	89.314	9 - Ron CUMMING

Clerk of the Course

Sig : Nick Clarke Time:
 Chief Timekeeper : Ian Sharp (SMART Timing)
 Results available at www.smart-timing.co.uk and www.speedhive.com

Orbits



Super Lap Scotland - Round 6 AC

Lapchart

KMSC Modsports

Knockhill 1.267 miles

Race 5 - 2nd Race

18/09/2021 14:40

Race (15:00 and 1 Laps) started at 15:02:42



Competitors	Laps																		
	0	1	2	3	4	5	6	7	8	9	10	11	12	13	14	15	16	17	18
Ron CUMMING (9)	1	9	9	9	9	9	9	9	9	9	9	9	9	9	9	9	9	9	9
Paul BRYDON (79)	2	79	79	79	79	79	79	79	79	79	79	79	79	79	79	79	79	79	79
Sean MARTIN (64)	3	64	64	77	77	77	77	77	54	54	54	54	54	54	54	54	54	54	54
Frazer HUNTLY (77)	4	77	77	64	64	54	54	54	77	77	77	77	64	64	64	64	64	64	64
Andrew PATERSON (69)	5	69	18	54	54	64	64	64	64	64	64	18	18	18	18	18	18	18	18
Andrew MORRISON (54)	6	54	54	18	18	18	18	18	18	18	18	3	3	3	3	3	3	3	3
Damien McKAY (18)	7	18	3	3	3	3	3	3	3	3	3	69	69	69	69	69	69	69	69
Josh HISLOP (3)	8	3	69	69	69	69	69	69	69	69	69	1	1	1	1	1	1	1	1
Natalie COWIE (1)	9	1	1	1	1	1	1	1	1	1	1	8	8	8	8	8	8	8	8
Richard SUTHERLAND (8)	10	8	8	8	8	8	8	8	8	8	8	771	771	771	771	771	771	771	771
Scott ARMSTRONG (771)	11	771	771	771	771	20	20	771	771	771	771	771	55	55	55	55	55	55	55
Steven SOMERVILLE (217)	12	217	217	20	20	771	771	20	20	21	21	21	132	132	132	132	132	132	132
Suzanne BUIST (132)	13	132	20	132	132	132	132	132	21	55	55	55	217	217	217	217	217	217	217
Louise STRACHAN (20)	14	20	132	217	21	21	21	21	55	20	132	132	186	186	186	186	186	186	186
Adam KINDNESS (55)	15	55	21	21	55	55	55	55	132	132	217	217							
James STRACHAN (21)	16	21	55	55	217	217	217	217	217	217	186	186							
Murray DOUGLAS (186)	17	186	186	186	186	186	186	186	186	186	186	186							
-	18																		
-	19																		
-	20																		

Margin of Victory	Avg. Speed	Best Lap Tm	Best Speed	Best Lap by
28.905	86.177	51.065	89.314	9 - Ron CUMMING

Clerk of the Course **Orbits**

Sig : Nick Clarke Time:
 Chief Timekeeper : Ian Sharp (SMART Timing)
 Results available at www.smart-timing.co.uk and www.speedhive.com





Super Lap Scotland - Round 6 AC

Sorted on Laps

KMSC Legends

Knockhill 1.267 miles

Race 6 - Final

18/09/2021 15:05

Race (12 Laps) started at 15:27:29

Pos	No.	Name	Make/Model	Class Code	Laps	Total Tm	Diff	Best Tm	In Lap	Best Speed
1	32	James HALL-MORTON	Chevy Coupe	L	8	11:00.655		59.055	8	77.230
2	52	Stewart BLACK	Ford Coupe	L	8	11:01.107	0.452	58.214	2	78.346
3	22	Ben MASON	Chevy Sedan	L	8	11:01.558	0.903	59.109	2	77.160
4	18	Steven McGILL	Ford Coupe	L	8	11:01.670	1.015	58.481	2	77.988
5	86	Jon CRITCHLOW	Chevy Sedan	L	8	11:01.987	1.332	58.994	2	77.310
6	16	John BUSHBY	Chevy Sedan	L	8	11:07.679	7.024	1:02.286	8	73.224
7	17	Billy WAIT	Ford Coupe	L	8	11:07.901	7.246	59.859	2	76.193
8	4	Peter McKERNAN	Ford Coupe	L R	8	11:10.111	9.456	1:02.993	8	72.402
9	68	Mark REID	Chevy Sedan	L R	8	11:13.827	13.172	1:04.468	8	70.746
10	66	Alastair CALDERWOOD	Ford Sedan	L R	8	11:17.363	16.708	1:06.210	2	68.884
Not classified (from pos 11)										
	7	Duncan VINCENT	Ford Coupe	L	8	11:01.734	1.079	59.007	8	77.293
	82	Ben McNEICE	Ford Coupe	L R	8	11:07.595	6.940	1:01.965	8	73.603
DNF	30	Mark FRENCH	Ford Coupe	L	2	2:08.689	DNF	1:02.570	2	72.892
DNF	5	Brent BOWIE	Ford Coupe	L	2	2:08.822	DNF	1:02.591	2	72.867

Announcements

New Track Record (58.214) for KMSC Legends by Stewart BLACK.
 Race distance increased to 12 Laps - 2 Laps completed behind the Safety Car.
 RED FLAG after Leader completed 9 Laps - Result declared at 8 Laps.
 Car No's 7 & 82 not classified - Not running under own power at time of Red Flag.

Margin of Victory	Avg. Speed	Best Lap Tm	Best Speed	Best Lap by
0.452	55.228	58.214	78.346	52 - Stewart BLACK

Clerk of the Course

Sig : Nick Clarke Time:
 Chief Timekeeper : Ian Sharp (SMART Timing)
 Results available at www.smart-timing.co.uk and www.speedhive.com

Orbits



Super Lap Scotland - Round 6 AC

Lapchart

KMSC Legends

Knockhill 1.267 miles

Race 6 - Final

18/09/2021 15:05

Race (12 Laps) started at 15:27:29



Competitors	Laps									
	0	1	2	3	4	5	6	7	8	
Ben MASON (22)	1	22	32	32	32	32	32	32	32	32
James HALL-MORTON (32)	2	32	22	22	22	22	22	22	22	52
Billy WAIT (17)	3	17	17	17	18	18	18	18	18	22
Alastair CALDERWOOD (66)	4	66	7	18	7	52	52	52	52	18
John BUSHBY (16)	5	16	18	7	52	7	7	7	7	7
Brent BOWIE (5)	6	5	52	52	86	86	86	86	86	86
Peter McKERNAN (4)	7	4	16	86	16	16	16	16	16	82
Ben McNEICE (82)	8	82	86	16	82	82	82	82	82	16
Duncan VINCENT (7)	9	7	30	30	4	4	4	4	4	17
Mark FRENCH (30)	10	30	5	5	66	17	17	17	17	4
Jon CRITCHLOW (86)	11	86	82	82	68	68	68	68	68	68
Steven McGILL (18)	12	18	4	4	17	66	66	66	66	66
Stewart BLACK (52)	13	52	66	66						
Mark REID (68)	14	68	68	68						

Margin of Victory	Avg. Speed	Best Lap Tm	Best Speed	Best Lap by
0.452	55.228	58.214	78.346	52 - Stewart BLACK

Clerk of the Course **Orbits**

Sig : Nick Clarke Time:
 Chief Timekeeper : Ian Sharp (SMART Timing)
 Results available at www.smart-timing.co.uk and www.speedhive.com





Bulletin No. _____

Super Lap Scotland - Round 6 AC

Sorted on best lap time

Super Lap Scotland

Knockhill 1.267 miles

Final - Class G

18/09/2021 15:30

Practice started at 15:50:38

Pos	No.	Name	Make/Model	Class Code	Laps	Best Tm	Diff	Best Speed	2nd Best
1	106	Martin HUTTON	Peugeot 106 HND	SLS-G	2	1:05.568		69.559	1:13.233
2	155	Fiona KINDNESS	Mini Cooper	SLS-G	2	1:07.108	1.540	67.963	1:14.417

Clerk of the Course

Orbits

Sig : Nick Clarke Time:

Chief Timekeeper : Ian Sharp (SMART Timing)

Results available at www.smart-timing.co.uk and www.speedhive.com

Printed: 18/09/2021 15:56:07





Bulletin No. _____

Super Lap Scotland - Round 6 AC

Super Lap Scotland Knockhill 1.267 miles
 Final - Class G 18/09/2021 15:30
 Practice started at 15:50:38

Lap	Time of Day	Lap Tm	S1	S2	S3	SFSpd	S1Spd	Lap	Time of Day	Lap Tm	S1	S2	S3	SFSpd	S1Spd
-----	-------------	--------	----	----	----	-------	-------	-----	-------------	--------	----	----	----	-------	-------

(106) Martin HUTTON							
1	15:51:55.300	1:13.233	24.313	25.794	23.126	37.7	73.3
2	15:53:00.868	1:05.568	19.978	23.316	22.274	94.4	80.4

(155) Fiona KINDNESS							
1	15:52:14.529	1:14.417	24.339	27.150	22.928	35.2	75.7
2	15:53:21.637	1:07.108	19.578	25.108	22.422	97.3	80.2

Clerk of the Course Orbits

Sig : Nick Clarke Time:
 Chief Timekeeper : Ian Sharp (SMART Timing)
 Results available at www.smart-timing.co.uk and www.speedhive.com
 Printed: 18/09/2021 15:56:32





Bulletin No. _____

Super Lap Scotland - Round 6 AC

Sorted on best lap time

Super Lap Scotland

Knockhill 1.267 miles

Final - Class F

18/09/2021 15:40

Practice started at 15:54:14

Pos	No.	Name	Make/Model	Class Code	Laps	Best Tm	Diff	Best Speed	2nd Best
1	86	Adam MORRISON	Mini Cooper	SLS-F	2	59.519		76.628	1:05.800
2	14	Michael IMRIE	Renault Clio 197	SLS-F	2	1:00.179	0.660	75.788	1:08.216
3	716	Tom LOCKHART	Renault Clio 172	SLS-F	2	1:02.026	2.507	73.531	1:05.784
4	100	Jonathan ADAMS	Renault Clio	SLS-F	2	1:02.306	2.787	73.201	1:13.631
5	725	Keir REILLY	Renault Clio 172	SLS-F	2	1:02.342	2.823	73.158	1:12.052
6	102	Alex ADAMS	Reanulat Clio	SLS-F	2	1:03.715	4.196	71.582	1:10.408
7	61	Andy CLOTWORTHY	Renault Clio	SLS-F	2	1:03.839	4.320	71.443	1:12.482
8	59	Simon McWILLIAM	Renault Clio 172 Cup	SLS-F	2	1:04.867	5.348	70.311	1:11.884
9	555	David CAPSTICK	Renault Clio RS197	SLS-F	2	1:04.872	5.353	70.305	1:23.420
10	56	Andrew FAHEY	Renault Megane	SLS-F	2	1:05.661	6.142	69.460	1:18.130

Clerk of the Course

Orbits

Sig : Nick Clarke Time:

Chief Timekeeper : Ian Sharp (SMART Timing)

Results available at www.smart-timing.co.uk and www.speedhive.com

Printed: 18/09/2021 16:05:41



Super Lap Scotland - Round 6 AC

Super Lap Scotland

Knockhill 1.267 miles

Final - Class F

18/09/2021 15:40

Practice started at 15:54:14

Lap	Time of Day	Lap Tm	S1	S2	S3	SFSpd	S1Spd	Lap	Time of Day	Lap Tm	S1	S2	S3	SFSpd	S1Spd
(86) Adam MORRISON															
1	16:03:09.737	1:05.800	22.187	23.204	20.409	40.6									
2	16:04:09.256	59.519	17.747			108.9									
(14) Michael IMRIE															
1	16:03:34.823	1:08.216	24.604	23.060	20.552	20.6	84.3								
2	16:04:35.002	1:00.179	17.823	22.155	20.201	104.5	86.6								
(716) Tom LOCKHART															
1	16:02:51.478	1:05.784	21.359			44.7	84.1								
2	16:03:53.504	1:02.026	18.352			105.5	86.4								
(100) Jonathan ADAMS															
1	15:56:15.303	1:13.631				42.6									
2	15:57:17.609	1:02.306				103.4									
(725) Keir REILLY															
1	16:00:01.135	1:12.052	24.441			40.6	69.0								
2	16:01:03.477	1:02.342	18.379			104.5	85.2								
(102) Alex ADAMS															
1	15:59:41.183	1:10.408				40.2									
2	16:00:44.898	1:03.715				106.0									
(61) Andy CLOTWORTHY															
1	15:59:24.125	1:12.482	23.060			41.9									
2	16:00:27.964	1:03.839	18.637			103.6									
(59) Simon McWILLIAM															
1	15:55:29.435	1:11.884	23.812	25.992	22.080	40.0	80.0								
2	15:56:34.302	1:04.867	18.913	24.514	21.440	104.0	84.8								
(555) David CAPSTICK															
1	15:55:55.746	1:23.420	25.662	34.335	23.423	42.7	61.0								
2	15:57:00.618	1:04.872	19.085	23.895	21.892	100.6	83.1								
(56) Andrew FAHEY															
1	15:56:06.309	1:18.130	23.402	30.981	23.747	40.3	75.3								
2	15:57:11.970	1:05.661	19.608	24.422	21.631	101.2	82.5								

Clerk of the Course

Sig : Nick Clarke Time:

Chief Timekeeper : Ian Sharp (SMART Timing)

Results available at www.smart-timing.co.uk and www.speedhive.com

Printed: 18/09/2021 16:06:10

Orbits





Bulletin No. _____

Super Lap Scotland - Round 6 AC

Sorted on best lap time

Super Lap Scotland

Knockhill 1.267 miles

Final - Class E

18/09/2021 15:50

Practice started at 16:05:24

Pos	No.	Name	Make/Model	Class Code	Laps	Best Tm	Diff	Best Speed	2nd Best
1	88	Martin BROWN	Subaru Impreza WRX	SLS-E	2	57.514		79.300	1:08.691
2	42	Robert JOBSON	Audi S3	SLS-E	2	57.806	0.292	78.899	1:18.891
3	3	Josh HISLOP	Renault Clio 197	SLS-E	2	57.829	0.315	78.868	1:11.316
4	101	John WALLACE	Mini Cooper S	SLS-E	4	59.025	1.511	77.270	1:02.764
5	84	Dave LARGUE	Honda Civic	SLS-E	2	1:00.324	2.810	75.606	1:15.729
6	85	David JOYCE	Renault Clio 182	SLS-E	2	1:00.790	3.276	75.026	1:10.263
7	37	Andrew SKINNER	Westfield Seiw	SLS-E	2	1:01.416	3.902	74.261	1:10.972
8	5	Alex MILNE	Renault Megane F1	SLS-E	2	1:03.975	6.461	71.291	1:19.393
9	144	Donnie McLEOD	Renault Clio 172	SLS-E	4	1:03.987	6.473	71.278	1:05.392

Not classified (from pos 10)

814	Niall CAMPBELL	Honda Civic Type R	SLS-E	2	-				
-----	----------------	--------------------	-------	---	---	--	--	--	--

Announcements

Car No's 101 & 144 awarded a re-run due to Red Flag
Car No.814 - Not classified - Not running at time of Red Flag.

Clerk of the Course

Sig : Nick Clarke Time:

Chief Timekeeper : Ian Sharp (SMART Timing)

Results available at www.smart-timing.co.uk and www.speedhive.com

Printed: 18/09/2021 16:35:22

Orbits





Super Lap Scotland - Round 6 AC

Super Lap Scotland

Knockhill 1.267 miles

Final - Class E

18/09/2021 15:50

Practice started at 16:05:24

Lap	Time of Day	Lap Tm	S1	S2	S3	SFSpd	S1Spd	Lap	Time of Day	Lap Tm	S1	S2	S3	SFSpd	S1Spd
(88) Martin BROWN															
1	16:30:17.234	1:08.691	23.556	25.151	19.984	35.2	81.2								
2	16:31:14.748	57.514	17.001	21.347	19.166	117.5	95.3								
(42) Robert JOBSON															
1	16:29:46.811	1:18.891	25.580	32.841	20.470	46.8	52.3								
2	16:30:44.617	57.806	17.152	21.329	19.325	117.5	94.7								
(3) Josh HISLOP															
1	16:30:00.922	1:11.316	22.497	28.515	20.304	46.6	61.9								
2	16:30:58.751	57.829	17.163	21.590	19.076	113.5	93.3								
(101) John WALLACE															
1	16:10:23.194	1:02.274	20.488	21.994	19.792	42.9	91.4								
2	16:31:58.105	21:34.911	17.084	21.530	20:56.297	115.9	92.2								
3	16:33:00.869	1:02.764	20.611	22.461	19.692	42.3	90.8								
4	16:33:59.894	59.025	17.214	21.393	20.418	117.1	93.1								
(84) Dave LARGUE															
1	16:07:34.395	1:15.729	26.684	28.188	20.857	32.2	67.2								
2	16:08:34.719	1:00.324	17.678	22.476	20.170	112.4	92.8								
(85) David JOYCE															
1	16:06:56.515	1:10.263	21.689	27.209	21.365	45.0	85.6								
2	16:07:57.305	1:00.790	18.237	22.527	20.026	109.8	90.9								
(37) Andrew SKINNER															
1	16:07:12.886	1:10.972	24.788	25.666	20.518	38.0	68.1								
2	16:08:14.302	1:01.416	18.682	22.409	20.325	104.5	86.3								
(5) Alex MILNE															
1	16:06:44.288	1:19.393	26.217	30.801	22.375	34.6	64.3								
2	16:07:48.263	1:03.975	18.547	24.285	21.143	109.3	86.4								
(144) Donnie McLEOD															
1	16:11:06.943	1:05.842	22.966	22.710	20.166	41.5	80.2								
2	16:32:18.152	21:11.208	27.612	33.248	20:10.349	90.2	56.9								
3	16:33:22.139	1:03.987	22.186	22.080	19.721	41.4	88.8								
4	16:34:27.531	1:05.392	21.530	23.082	20.780	88.8	83.2								
(814) Niall CAMPBELL															
1	16:10:47.295	1:07.570	23.043	24.289	20.238	38.8	79.0								
2	16:27:04.487	16:17.192				114.1									

Clerk of the Course

Sig : Nick Clarke Time:

Chief Timekeeper : Ian Sharp (SMART Timing)

Results available at www.smart-timing.co.uk and www.speedhive.com

Printed: 18/09/2021 16:35:41

Orbits





Bulletin No. _____

Super Lap Scotland - Round 6 AC

Sorted on best lap time

Super Lap Scotland

Knockhill 1.267 miles

Final - Class D

18/09/2021 16:00

Practice started at 16:35:29

Pos	No.	Name	Make/Model	Class Code	Laps	Best Tm	Diff	Best Speed	2nd Best
1	6	David SMITHERAM	Chevrolet Corvette C6	SLS-D	2	57.910		78.757	1:11.495
2	8	Henry SIMMONS	Renault RS Megane	SLS-D	2	1:00.543	2.633	75.332	1:24.249
3	73	Bobby DAVEY	Lotus Elise S220 Cup	SLS-D	2	1:02.876	4.966	72.537	1:10.905
Not classified (from pos 4)									
	24	Marc DAWSON	Honda Civic Type R	SLS-D					

Clerk of the Course

Orbits

Sig : Nick Clarke Time:

Chief Timekeeper : Ian Sharp (SMART Timing)

Results available at www.smart-timing.co.uk and www.speedhive.com

Printed: 18/09/2021 16:39:48





Bulletin No. _____

Super Lap Scotland - Round 6 AC

Super Lap Scotland	Knockhill 1.267 miles
Final - Class D	18/09/2021 16:00
Practice started at 16:35:29	

Lap	Time of Day	Lap Tm	S1	S2	S3	SFSpd	S1Spd	Lap	Time of Day	Lap Tm	S1	S2	S3	SFSpd	S1Spd
(6) David SMITHERAM															
1	16:37:30.572	1:11.495	23.948	27.283	20.264	42.3	71.2								
2	16:38:28.482	57.910	16.691	21.921	19.298	121.8	99.4								
(8) Henry SIMMONS															
1	16:37:11.772	1:24.249	29.120	33.496	21.633	37.6	45.8								
2	16:38:12.315	1:00.543	17.784	22.390	20.369	114.3	92.8								
(73) Bobby DAVEY															
1	16:36:41.335	1:10.905	21.801	26.935	22.169	45.3	81.7								
2	16:37:44.211	1:02.876	17.570	24.236	21.070	115.1	95.2								



Bulletin No. _____

Super Lap Scotland - Round 6 AC

Sorted on best lap time

Super Lap Scotland

Knockhill 1.267 miles

Final - Class C

18/09/2021 16:10

Practice started at 16:39:23

Pos	No.	Name	Make/Model	Class Code	Laps	Best Tm	Diff	Best Speed	2nd Best
1	93	Michael OSBORNE Jnr	Mitsubishi Evo6	SLS-C	2	55.226		82.585	1:10.011
2	92	Michael OSBORNE Snr	Mitsubishi Evo5	SLS-C	2	56.879	1.653	80.185	1:13.736

Clerk of the Course

Orbits

Sig : Nick Clarke Time:

Chief Timekeeper : Ian Sharp (SMART Timing)

Results available at www.smart-timing.co.uk and www.speedhive.com

Printed: 18/09/2021 16:43:03





Bulletin No. _____

Super Lap Scotland - Round 6 AC

Super Lap Scotland Knockhill 1.267 miles
Final - Class C 18/09/2021 16:10
Practice started at 16:39:23

Lap	Time of Day	Lap Tm	S1	S2	S3	SFSpd	S1Spd	Lap	Time of Day	Lap Tm	S1	S2	S3	SFSpd	S1Spd
(93) Michael OSBORNE Jnr															
1	16:40:56.812	1:10.011	23.616	27.130	19.265	41.2	60.2								
2	16:41:52.038	55.226	16.291	20.637	18.298	132.6	109.7								
(92) Michael OSBORNE Snr															
1	16:40:39.842	1:13.736	25.035			41.2	65.2								
2	16:41:36.721	56.879	16.718			118.4									



Bulletin No. _____

Super Lap Scotland - Round 6 AC

Sorted on best lap time

Super Lap Scotland Knockhill 1.267 miles

Final - Class B 18/09/2021 16:20

Practice started at 16:42:47

Pos	No.	Name	Make/Model	Class Code	Laps	Best Tm	Diff	Best Speed	2nd Best
1	55	Adam KINDNESS	Subaru Impreza Type R	SLS-B	2	53.966		84.513	1:19.811

Clerk of the Course Orbits

Sig : Nick Clarke Time:

Chief Timekeeper : Ian Sharp (SMART Timing)

Results available at www.smart-timing.co.uk and www.speedhive.com

Printed: 18/09/2021 16:46:17





Bulletin No. _____

Super Lap Scotland - Round 6 AC

Super Lap Scotland	Knockhill 1.267 miles
Final - Class B	18/09/2021 16:20
Practice started at 16:42:47	

Lap	Time of Day	Lap Tm	S1	S2	S3	SFSpd	S1Spd	Lap	Time of Day	Lap Tm	S1	S2	S3	SFSpd	S1Spd
<i>(55) Adam KINDNESS</i>															
1	16:44:09.553	1:19.811	29.533	30.201	20.077	37.1	53.8								
2	16:45:03.519	53.966	16.099	19.850	18.017	134.2	104.5								



Bulletin No. _____

Super Lap Scotland - Round 6 AC

Sorted on best lap time

Super Lap Scotland Knockhill 1.267 miles

Final - Class Pro 18/09/2021 16:40

Practice started at 16:45:55

Pos	No.	Name	Make/Model	Class Code	Laps	Best Tm	Diff	Best Speed	2nd Best
1	62	Paul RANKIN	Westfield	SLS-P	3	52.056		87.614	1:07.843
2	81	Ian PITMAN	Subaru Impreza Type R	SLS-P	3	53.473	1.417	85.292	1:04.409
3	79	Eric HOLMES	Mitsubishi Evo 6RS	SLS-P	6	53.660	1.604	84.995	1:00.252
4	10	Nev WOOD	Ariel Atom	SLS-P	5	57.810	5.754	78.894	1:02.742

Announcements

Car No's 10 & 79 awarded a re-run, baulked during timed run.

Clerk of the Course Orbits

Sig : Nick Clarke Time:

Chief Timekeeper : Ian Sharp (SMART Timing)

Results available at www.smart-timing.co.uk and www.speedhive.com

Printed: 18/09/2021 16:56:23





Super Lap Scotland - Round 6 AC

<p>Super Lap Scotland</p> <p>Final - Class Pro</p> <p>Practice started at 16:45:55</p>	<p>Knockhill 1.267 miles</p> <p>18/09/2021 16:40</p>
---	--

Lap	Time of Day	Lap Tm	S1	S2	S3	SFSpd	S1Spd	Lap	Time of Day	Lap Tm	S1	S2	S3	SFSpd	S1Spd
(62) Paul RANKIN															
1	16:48:06.959	1:11.338	25.316			38.5									
2	16:49:14.802	1:07.843	23.045			118.8									
3	16:50:06.858	52.056	15.100			138.9									
(81) Ian PITMAN															
1	16:47:56.673	1:20.175	24.480			40.9									
2	16:49:01.082	1:04.409	19.899			78.9									
3	16:49:54.555	53.473	16.131			138.9									
(79) Eric HOLMES															
1	16:47:27.788	1:10.008	23.136	25.369	21.503	46.6	69.5								
2	16:48:30.303	1:02.515	18.631	24.940	18.944	98.7	75.3								
3	16:49:25.225	54.922	15.879	20.621	18.422	144.3	116.3								
4	16:52:53.252	3:28.027	22.221	30.932	2:34.874	138.4	54.2								
5	16:53:53.504	1:00.252	19.459	22.667	18.126	51.1	97.4								
6	16:54:47.164	53.660	15.541	20.096	18.023	146.8	120.0								
(10) Nev WOOD															
1	16:47:15.398	1:17.933	24.011			43.9									
2	16:48:18.018	1:02.620	17.387			126.9									
3	16:52:34.590	4:16.572	15.795			138.1									
4	16:53:37.332	1:02.742	18.969			52.9									
5	16:54:35.142	57.810	15.234			138.1									

Super Lap Scotland - Round 6 AC

Sorted on Laps

CNC Heads Saloons

Knockhill 1.267 miles

Race 7 - 2nd Race

18/09/2021 17:00

Race (20:00 and 1 Laps) started at 17:06:15

Pos	No.	Name	Make/Model	Class Code	Laps	Total Tm	Diff	Best Tm	In Lap	Best Speed
1	94	Jon WOOLFIT	Spire GTR	B	17	17:59.785		53.031	3	86.003
2	48	Paul ROSE	Saker RAPX S1-500	A	17	18:00.273	0.488	51.411	16	88.713
3	51	Roddie PATERSON	Caterham C400	B	17	18:01.174	1.389	53.561	16	85.152
4	18	Luke ARMIGER	Vauxhall Tigra	B	17	18:02.912	3.127	53.237	16	85.670
5	13	Paul DOBSON	Locost 7	B	17	18:06.148	6.363	53.487	4	85.270
6	47	Steve HARRIS	Saker RAPX S1-500	A	17	18:21.642	21.857	54.749	5	83.305
7	3	Guy CARTER	TVR Tuscan	A	17	18:31.610	31.825	56.580	16	80.609
8	221	Andy BICKNELL	Ginetta G50	A	17	18:32.322	32.537	56.398	16	80.869
9	233	Jack EGAR	BMW M3	D	17	18:36.895	37.110	56.647	16	80.513
10	1	Jamie CRYER	Ginetta G20	E	17	18:45.530	45.745	57.987	17	78.653
11	55	Paul ROTHEROE	Citroen Xsara VTs	E	17	18:49.380	49.595	58.425	6	78.063
12	69	Jake JOHNSON	Honda Civic Type R	B	16	18:44.093	1 Lap	1:00.109	6	75.876
13	118	Ric WALKER	Mini RS6 JCW	D	15	18:01.622	2 Laps	1:02.464	14	73.015
14	75	Graeme SMITH	Mazda MX5	F	15	18:07.518	2 Laps	1:03.715	4	71.582
Not classified (from pos 15)										
	7	Connor MODRO	Honda S2000	B	15	18:02.144	2 Laps	1:00.607	14	75.253
DNF	23	Richard HALL	Caterham 420R	B	13	15:47.670	DNF	1:00.298	4	75.638
DNF	128	Ian BRUCE	Honda Civic Type R	E	5	5:19.994	DNF	1:01.485	4	74.178
DNF	97	Bruce CARTER	Honda CRX	F	4	4:30.518	DNF	1:04.279	2	70.954

Announcements

New Track Record (51.411) for CNC Heads Saloons A by Paul ROSE.

RED FLAG after Leader completed 18 Laps - Result declared at 17 Laps.

Car No.7 - Not classified - Not moving under own power at time of Red Flag.

Margin of Victory	Avg. Speed	Best Lap Tm	Best Speed	Best Lap by
0.488	71.805	51.411	88.713	48 - Paul ROSE

Clerk of the Course

Sig : Nick Clarke Time:

Chief Timekeeper : Ian Sharp (SMART Timing)

Results available at www.smart-timing.co.uk and www.speedhive.com

Printed: 18/09/2021 17:31:23

Orbits



Super Lap Scotland - Round 6 AC

CNC Heads Saloons Knockhill 1.267 miles
Race 7 - 2nd Race 18/09/2021 17:00
Race (20:00 and 1 Laps) started at 17:06:15

Lap	Time of Day	Lap Tm	S1	S2	S3	SFSpd	S1Spd	Lap	Time of Day	Lap Tm	S1	S2	S3	SFSpd	S1Spd
2	17:08:30.132	1:01.997	18.001			110.2									
3	17:09:31.903	1:01.771	18.027			111.5									
4	17:10:33.388	1:01.485	18.016			111.3									
5	17:11:35.179	1:01.791	18.337			111.1									

(97) Bruce CARTER

1	17:07:31.852	1:06.871	20.812			70.0									
2	17:08:36.131	1:04.279	19.023			105.3									
3	17:09:40.555	1:04.424	19.340			104.7									
4	17:10:45.703	1:05.148	18.753			104.0									

Clerk of the Course Orbits

Sig : Nick Clarke **Time:**
Chief Timekeeper : Ian Sharp (SMART Timing)
Results available at www.smart-timing.co.uk and www.speedhive.com
Printed: 18/09/2021 17:31:59





Super Lap Scotland - Round 6 AC

Lapchart

CNC Heads Saloons

Knockhill 1.267 miles

Race 7 - 2nd Race

18/09/2021 17:00

Race (20:00 and 1 Laps) started at 17:06:15



Competitors	Laps																	
	0	1	2	3	4	5	6	7	8	9	10	11	12	13	14	15	16	17
Roddie PATERSON (51)	1	51	51	94	94	94	48	48	48	48	48	48	48	94	94	94	94	94
Paul DOBSON (13)	2	13	94	51	51	48	94	94	94	94	94	94	94	51	51	51	48	48
Jon WOOLFIT (94)	3	94	13	13	48	51	51	51	51	51	51	51	51	18	18	48	51	51
Paul ROSE (48)	4	48	48	48	13	13	13	13	13	13	13	13	13	18	13	48	18	18
Luke ARMIGER (18)	5	18	18	18	18	18	18	18	18	18	18	18	13	48	13	13	13	13
Andy BICKNELL (221)	6	221	233	233	233	233	233	233	47	47	47	47	47	47	47	47	47	47
Jack EGAR (233)	7	233	221	221	221	221	221	47	233	233	233	233	233	3	3	3	3	3
Jamie CRYER (1)	8	1	3	3	3	3	47	221	3	3	3	3	3	233	221	221	221	221
Guy CARTER (3)	9	3	1	1	47	47	3	3	221	221	221	221	221	221	233	233	233	233
Paul ROTHEROE (55)	10	55	55	55	1	1	1	1	1	1	1	1	1	1	1	1	1	1
Jake JOHNSON (69)	11	69	128	47	55	55	55	55	55	55	55	55	55	55	55	55	55	55
Connor MODRO (7)	12	7	7	128	128	128	69	69	69	69	69	69	69	69	69	69	69	69
Ian BRUCE (128)	13	128	69	69	69	69	128	7	7	7	7	7	23	23	23	118	118	
Bruce CARTER (97)	14	97	47	7	7	7	7	23	23	23	23	23	7	7	118	7	7	
Ric WALKER (118)	15	118	118	118	23	23	23	118	118	118	118	118	118	118	75	75	75	
Graeme SMITH (75)	16	75	97	23	118	118	118	75	75	75	75	75	75	75	7			
Richard HALL (23)	17	23	23	97	97	97	75											
Steve HARRIS (47)	18	47	75	75	75	75												

Margin of Victory	Avg. Speed	Best Lap Tm	Best Speed	Best Lap by
0.488	71.805	51.411	88.713	48 - Paul ROSE

Clerk of the Course **Orbits**

Sig : Nick Clarke Time:
 Chief Timekeeper : Ian Sharp (SMART Timing)
 Results available at www.smart-timing.co.uk and www.speedhive.com

