



CNC HEADS SPORTS / SALOON CAR CHAMPIONSHIP



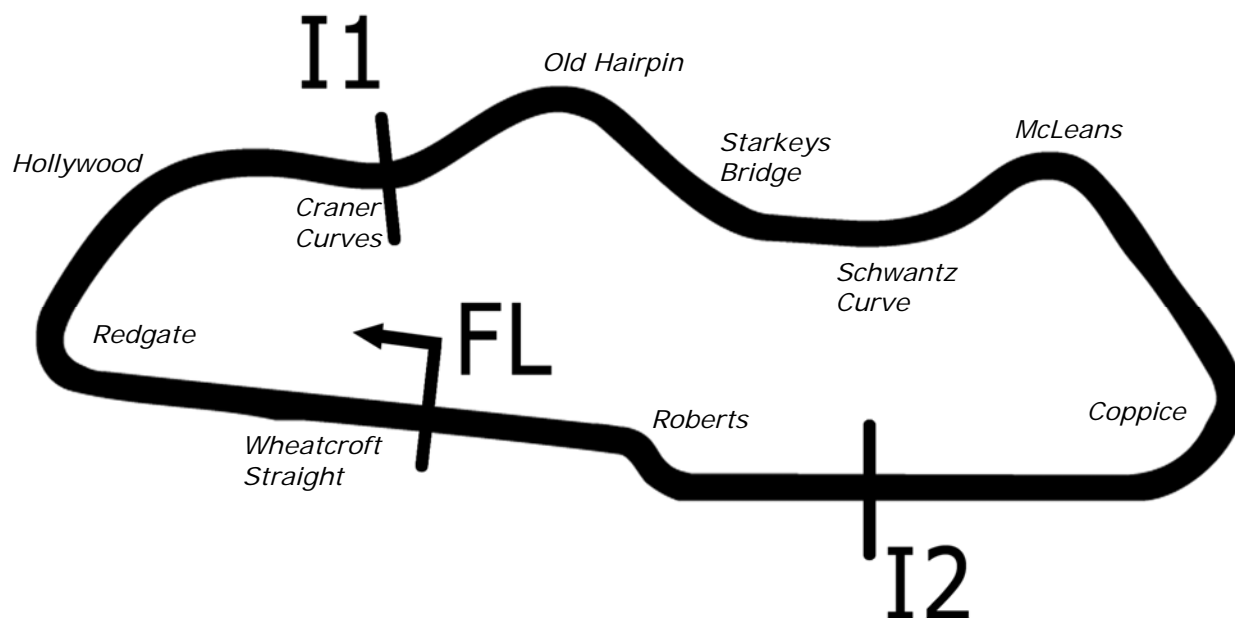
BARC Race Meeting
Donington Park National
21st August 2022



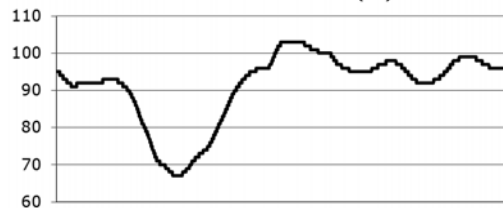
Timing & Results Provided by Timing Solutions Ltd

www.tsl-timing.com

Donington Park National



Circuit Altitude (m)



Length	1.9790 miles	3185.0 m	
FL		52.82971 N	1.37867 W
I1	941m	52.83226 N	1.37893 W
I2	2641m	52.82866 N	1.37129 W
Pit Entry	3100m	52.82951 N	1.37832 W
Pit Exit	229m after FL	52.82996 N	1.38205 W
Pit Entry–Pit Exit 256m, 23.0s @40kph, 15.3s @60kph			

All results available at www.tsl-timing.com

2022 CNC Heads Sports/Saloon Car Championship

QUALIFYING - RACE 12 - CLASSIFICATION

POS	NO	CL	PIC NAME	ENTRY	TIME	ON	LAPS	GAP	DIFF	MPH
1	94	B	1 Jon WOOLFITT	Spire GTR 1661	1:11.055	12	16			100.26
2	175	A	1 Andrew SOUTHCOTT	MG Midget Lenham 2300	1:11.320	6	9	0.265	0.265	99.89
3	123	A	2 Richard WOOD	Holden Commodore 4994	1:13.363	4	6	2.308	2.043	97.11
4	6	A	3 Simon ALLAWAY	Lotus Esprit V8 5000	1:13.688	14	15	2.633	0.325	96.68
5	92*	B	2 Stephen RILEY	Caterham 420R 2000	1:14.963	7	16	3.908	1.275	95.04
6	80*	A	4 Richard RUDD	Ford Escort 2000	1:15.684	13	15	4.629	0.721	94.13
7	27	A	5 Garry WARDLE	Seat Cupra 2000	1:17.848	12	15	6.793	2.164	91.51
8	8	B	3 Darren OWEN	Ford Escort RSR 2400	1:18.189	9	14	7.134	0.341	91.12
9	45	D	1 Oliver THOMAS	Subaru Impreza 2000	1:18.929	7	13	7.874	0.740	90.26
10	30	B	4 Robert WAKELIN	Peugeot 205 2000	1:19.048	9	12	7.993	0.119	90.13
11	1	E	1 Jamie CRYER	Ginetta G20 2000	1:19.742	13	15	8.687	0.694	89.34
12	23	B	5 Richard HALL	Caterham 420R 2000	1:19.833	11	14	8.778	0.091	89.24
13	56	E	2 Ian BAMBER	Ginetta G20 2000	1:21.007	7	15	9.952	1.174	87.95
14	16*	B	6 Ben ROBERTS	BMW E30 2000	1:21.603	8	14	10.548	0.596	87.30
15	7	B	7 Connor MODRO	Ginetta G40 2000	1:22.540	8	9	11.485	0.937	86.31
16	87	B	8 David GREEN	Honda Civic 2000	1:22.582	9	12	11.527	0.042	86.27
17	77	E	3 Steven PARKER	BMW Compact 2496	1:22.646	8	12	11.591	0.064	86.20
18	20	A	6 James AUKLAND	Ford Capri 3907	1:23.217	8	13	12.162	0.571	85.61
19	65	B	9 Colin ROBINSON	Ford Escort 2500	1:23.870	8	14	12.815	0.653	84.94
20	75	F	1 Graeme SMITH	Mazda MX5 1598	1:25.937	12	14	14.882	2.067	82.90
21	88*	B	10 Thomas FRANKLAND	Renault 5GT Turbo 1998	1:26.241	7	8	15.186	0.304	82.61
22	118	D	2 Ric WALKER	Mini R56 JCW 1600	1:26.690	10	12	15.635	0.449	82.18
23	17	B	11 Allan SCOTT	Mazda F323 2000	1:27.448	7	10	16.393	0.758	81.47
24	84	E	4 Peter KOUKOULAS	Toyota MR2 Roadster 1800	1:28.830	7	9	17.775	1.382	80.20
25	71	F	2 Dave BEECROFT	Citroen Saxo	1:29.056	10	13	18.001	0.226	80.00
26	67	F	3 David BIRD	Toyota MR2 Mk1 1595	1:33.833	6	9	22.778	4.777	75.92
27	37	F	4 Brian ALLEN	Ford Puma 1600	1:34.271	11	12	23.216	0.438	75.57
28	34	F	5 Helen ALLEN	Ford Fiesta Zetec S 1600	1:34.376	11	12	23.321	0.105	75.49
NS	24	D	Ralph UNDERWOOD	Triumph TR7 V8 5000						

Cars 65, 67, 71 - Please fit a working transponder

No. 88 - 1 Lap time disallowed; exceeding track limits.

No. 16, 80 - 3 Lap times disallowed; exceeding track limits.

No. 92 - 4 Lap times disallowed; exceeding track limits.

Weather / Track : Sunny / Dry

These results are provisional until the conclusion of any judicial and technical matters.

Donington Park National: 1.9790 miles

Date: 21/08/2022 Start: 09:04 Finish: 09:24

Clerk Of Course : Ray Sumner	Stewards :	Timekeeper : Eric Cowcill
------------------------------	------------	---------------------------

Results can be found at www.tsl-timing.com

Printed - 09:27 Sunday, 21 August 2022

2022 CNC Heads Sports/Saloon Car Championship

QUALIFYING - RACE 19 - 2ND FASTEST CLASSIFICATION

POS	NO	CL	PIC NAME	ENTRY	TIME	ON	LAPS	GAP	DIFF	MPH
1	175	A	1 Andrew SOUTHCOTT	MG Midget Lenham 2300	1:11.503	7	9	0.000	0.000	99.64
2	94	B	1 Jon WOOLFITT	Spire GTR 1661	1:11.503	8	16			99.64
3	6	A	2 Simon ALLAWAY	Lotus Esprit V8 5000	1:13.707	13	15	2.204	2.204	96.66
4	123	A	3 Richard WOOD	Holden Commodore 4994	1:15.495	3	6	3.992	1.788	94.37
5	92*	B	2 Stephen RILEY	Caterham 420R 2000	1:15.520	11	16	4.017	0.025	94.34
6	80*	A	4 Richard RUDD	Ford Escort 2000	1:15.911	11	15	4.408	0.391	93.85
7	27	A	5 Garry WARDLE	Seat Cupra 2000	1:18.056	13	15	6.553	2.145	91.27
8	8	B	3 Darren OWEN	Ford Escort RSR 2400	1:18.259	6	14	6.756	0.203	91.03
9	45	D	1 Oliver THOMAS	Subaru Impreza 2000	1:19.090	8	13	7.587	0.831	90.08
10	30	B	4 Robert WAKELIN	Peugeot 205 2000	1:19.211	10	12	7.708	0.121	89.94
11	1	E	1 Jamie CRYER	Ginetta G20 2000	1:19.865	8	15	8.362	0.654	89.20
12	23	B	5 Richard HALL	Caterham 420R 2000	1:20.690	12	14	9.187	0.825	88.29
13	56	E	2 Ian BAMBER	Ginetta G20 2000	1:21.346	13	15	9.843	0.656	87.58
14	16*	B	6 Ben ROBERTS	BMW E30 2000	1:22.351	6	14	10.848	1.005	86.51
15	87	B	7 David GREEN	Honda Civic 2000	1:22.652	11	12	11.149	0.301	86.20
16	7	B	8 Connor MODRO	Ginetta G40 2000	1:23.306	7	9	11.803	0.654	85.52
17	77	E	3 Steven PARKER	BMW Compact 2496	1:23.441	7	12	11.938	0.135	85.38
18	65	B	9 Colin ROBINSON	Ford Escort 2500	1:24.259	12	14	12.756	0.818	84.55
19	20	A	6 James AUKLAND	Ford Capri 3907	1:24.806	9	13	13.303	0.547	84.01
20	75	F	1 Graeme SMITH	Mazda MX5 1598	1:26.218	13	14	14.715	1.412	82.63
21	88*	B	10 Thomas FRANKLAND	Renault 5GT Turbo 1998	1:28.372	4	8	16.869	2.154	80.62
22	118	D	2 Ric WALKER	Mini R56 JCW 1600	1:28.747	6	12	17.244	0.375	80.28
23	84	E	4 Peter KOUKOULAS	Toyota MR2 Roadster 1800	1:29.579	8	9	18.076	0.832	79.53
24	71	F	2 Dave BEECROFT	Citroen Saxo	1:29.905	12	13	18.402	0.326	79.24
25	17	B	11 Allan SCOTT	Mazda F323 2000	1:30.399	4	10	18.896	0.494	78.81
26	34	F	3 Helen ALLEN	Ford Fiesta Zetec S 1600	1:34.440	12	12	22.937	4.041	75.44
27	37	F	4 Brian ALLEN	Ford Puma 1600	1:34.653	12	12	23.150	0.213	75.27
28	67	F	5 David BIRD	Toyota MR2 Mk1 1595	1:36.639	5	9	25.136	1.986	73.72
NS	24	D	Ralph UNDERWOOD	Triumph TR7 V8 5000						

Cars 65, 67, 71 - Please fit a working transponder
 No. 88 - 1 Lap time disallowed; exceeding track limits.
 No. 16, 80 - 3 Lap times disallowed; exceeding track limits.
 No. 92 - 4 Lap times disallowed; exceeding track limits.

Weather / Track : Sunny / Dry

These results are provisional until the conclusion of any judicial and technical matters.

Donington Park National: 1.9790 miles
 Date: 21/08/2022 Start: 09:04 Finish: 09:24

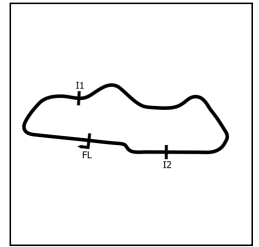
Clerk Of Course : Ray Sumner	Stewards :	Timekeeper : Eric Cowcill
------------------------------	------------	---------------------------

Results can be found at www.tsl-timing.com

Printed - 09:44 Sunday, 21 August 2022

2022 CNC Heads Sports/Saloon Car Championship

QUALIFYING - RACE 12 - SECTOR ANALYSIS



SECTOR 1 = FL to I1, SECTOR 2 = I1 to I2, SECTOR 3 = I2 to FL, DIFF = Difference To Personal Best Lap, P = Crossed Finish Line in Pit Lane, D = Time Disallowed

P1 94 B		Jon WOOLFITT		Spire GTR 1661			
IDEAL LAP TIME : 1:10.635		BEST LAP TIME : 1:11.055		DIFFERENCE : 0.420			
LAP	SECTOR 1	SECTOR 2	SECTOR 3	LAP TIME	MPH	DIFF	TIME OF DAY
1 -	30.411	47.371	15.715	1:33.497	76.20	22.442	09:05:55.868
2 -	23.966	43.437	14.716	1:22.119	86.75	11.064	09:07:17.987
3 -	22.831	41.561	13.547	1:17.939	91.41	6.884	09:08:35.926
4 -	21.007	39.410	14.085	1:14.502	95.63	3.447	09:09:50.428
5 -	22.153	39.982	13.307	1:15.442	94.43	4.387	09:11:05.870
6 -	22.180	44.101	13.507	1:19.788	89.29	8.733	09:12:25.658
7 -	21.047	38.874	12.791	1:12.712	97.98	1.657	09:13:38.370
8 -	20.913	37.678	12.912	1:11.503 (2)	99.64	0.448	09:14:49.873
9 -	21.517	40.386	12.721	1:14.624	95.47	3.569	09:16:04.497
10 -	20.925	38.172	12.691	1:11.788 (3)	99.24	0.733	09:17:16.285
11 -	22.921	40.223	13.426	1:16.570	93.04	5.515	09:18:32.855
12 -	20.374	38.098	12.583	1:11.055 (1)	100.26		09:19:43.910
13 -	22.440	40.191	13.778	1:16.409	93.24	5.354	09:21:00.319
14 -	20.724	38.265	13.326	1:12.315	98.52	1.260	09:22:12.634
15 -	22.796	39.688	14.460	1:16.944	92.59	5.889	09:23:29.578
16 -	21.514	38.946	12.876	1:13.336	97.15	2.281	09:24:42.914

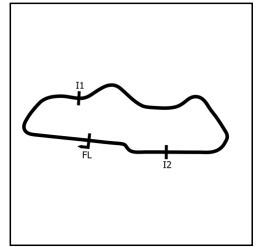
P2 175 A		Andrew SOUTHCOTT		MG Midget Lenham 2300			
IDEAL LAP TIME : 1:11.072		BEST LAP TIME : 1:11.320		DIFFERENCE : 0.248			
LAP	SECTOR 1	SECTOR 2	SECTOR 3	LAP TIME	MPH	DIFF	TIME OF DAY
1 -	35.997	1:02.310	19.358	1:57.665	60.55	46.345	09:06:38.437
2 -	30.520	53.400	18.642	1:42.562	69.46	31.242	09:08:20.999
3 -	26.919	46.608	14.773	1:28.300	80.68	16.980	09:09:49.299
4 -	21.599	40.891	13.002	1:15.492 (3)	94.37	4.172	09:11:04.791
5 -	21.844	43.012	13.504	1:18.360	90.92	7.040	09:12:23.151
6 -	20.248	38.414	12.658	1:11.320 (1)	99.89		09:13:34.471
7 -	20.042	38.372	13.089	1:11.503 (2)	99.64	0.183	09:14:45.974
8 -	24.063	43.257	14.031	1:21.351	87.57	10.031	09:16:07.325
9 -	20.228	41.593	IN PIT	1:22.354 P	86.51	11.034	09:17:29.679

P3 123 A		Richard WOOD		Holden Commodore 4994			
IDEAL LAP TIME : 1:13.363		BEST LAP TIME : 1:13.363		DIFFERENCE : 0.000			
LAP	SECTOR 1	SECTOR 2	SECTOR 3	LAP TIME	MPH	DIFF	TIME OF DAY
1 -	30.701	50.033	16.069	1:36.803	73.59	23.440	09:06:03.398
2 -	25.148	43.005	14.039	1:22.192	86.68	8.829	09:07:25.590
3 -	21.568	40.180	13.747	1:15.495 (2)	94.37	2.132	09:08:41.085
4 -	21.003	39.028	13.332	1:13.363 (1)	97.11		09:09:54.448
5 -	22.255	41.694	13.399	1:17.348 (3)	92.11	3.985	09:11:11.796
6 -	21.162	40.964	IN PIT	1:21.316 P	87.61	7.953	09:12:33.112

P4 6 A		Simon ALLAWAY		Lotus Esprit V8 5000			
IDEAL LAP TIME : 1:13.429		BEST LAP TIME : 1:13.688		DIFFERENCE : 0.259			
LAP	SECTOR 1	SECTOR 2	SECTOR 3	LAP TIME	MPH	DIFF	TIME OF DAY
1 -	34.092	56.334	18.624	1:49.050	65.33	35.362	09:06:18.655
2 -	26.482	46.973	15.226	1:28.681	80.34	14.993	09:07:47.336
3 -	23.220	42.225	14.516	1:19.961	89.10	6.273	09:09:07.297
4 -	22.465	42.584	14.340	1:19.389	89.74	5.701	09:10:26.686
5 -	21.682	41.266	13.868	1:16.816	92.74	3.128	09:11:43.502
6 -	21.217	41.694	14.762	1:17.673	91.72	3.985	09:13:01.175
7 -	21.752	41.064	13.580	1:16.396	93.25	2.708	09:14:17.571
8 -	21.996	40.928	13.687	1:16.611	92.99	2.923	09:15:34.182
9 -	21.296	40.161	13.621	1:15.078 (3)	94.89	1.390	09:16:49.260
10 -	21.645	40.443	13.614	1:15.702	94.11	2.014	09:18:04.962
11 -	21.985	40.822	13.945	1:16.752	92.82	3.064	09:19:21.714
12 -	21.250	41.323	14.580	1:17.153	92.34	3.465	09:20:38.867
13 -	20.687	39.528	13.492	1:13.707 (2)	96.66	0.019	09:21:52.574
14 -	20.449	39.787	13.452	1:13.688 (1)	96.68		09:23:06.262
15 -	23.371	44.479	13.957	1:21.807	87.09	8.119	09:24:28.069

2022 CNC Heads Sports/Saloon Car Championship

QUALIFYING - RACE 12 - SECTOR ANALYSIS



SECTOR 1 = FL to I1, SECTOR 2 = I1 to I2, SECTOR 3 = I2 to FL, DIFF = Difference To Personal Best Lap, P = Crossed Finish Line in Pit Lane, D = Time Disallowed

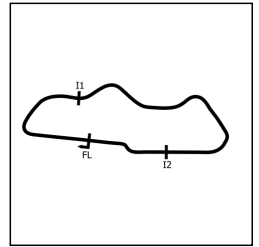
P5 92 B		Stephen RILEY		Caterham 420R 2000			
IDEAL LAP TIME : 1:14.398		BEST LAP TIME : 1:14.963		DIFFERENCE : 0.565			
LAP	SECTOR 1	SECTOR 2	SECTOR 3	LAP TIME	MPH	DIFF	TIME OF DAY
1 -	34.237	51.057	16.113	1:41.407	70.25	26.444	09:05:59.636
2 -	25.011	44.618	14.399	1:24.028	84.78	9.065	09:07:23.664
3 -	22.498	41.244	14.132	1:17.874	91.48	2.911	09:08:41.538
4 -	22.460	39.810	13.296	1:15.566 (3)	94.28	0.603	09:09:57.104
5 -	22.066	41.223	13.438	1:16.727	92.85	1.764	09:11:13.831
6 -	21.890	39.705	14.718	1:16.313	93.36	1.350	09:12:30.144
7 -	21.893	39.774	13.296	1:14.963 (1)	95.04		09:13:45.107
8 -	21.759	39.634	13.371	1:14.764 D	95.29		09:14:59.871
9 -	21.682	42.052	14.095	1:17.829	91.54	2.866	09:16:17.700
10 -	22.110	40.911	13.488	1:16.509	93.12	1.546	09:17:34.209
11 -	21.732	40.411	13.377	1:15.520 (2)	94.34	0.557	09:18:49.729
12 -	21.797	39.711	13.502	1:15.040 D	94.98	0.047	09:20:04.739
13 -	21.671	39.653	13.279	1:14.603 D	95.50		09:21:19.342
14 -	21.667	40.004	13.241	1:14.942 D	95.10		09:22:34.254
15 -	21.546	41.693	13.218	1:16.457	93.18	1.494	09:23:50.711
16 -	21.640	42.003	13.498	1:17.141	92.35	2.178	09:25:07.852

P6 80 A		Richard RUDD		Ford Escort 2000			
IDEAL LAP TIME : 1:15.270		BEST LAP TIME : 1:15.684		DIFFERENCE : 0.414			
LAP	SECTOR 1	SECTOR 2	SECTOR 3	LAP TIME	MPH	DIFF	TIME OF DAY
1 -	36.016	1:02.272	18.973	1:57.261	60.75	41.577	09:06:38.847
2 -	26.676	43.769	14.142	1:24.587	84.22	8.903	09:08:03.434
3 -	22.998	43.670	13.523	1:20.191	88.84	4.507	09:09:23.625
4 -	21.448	41.280	13.594	1:16.322 (3)	93.34	0.638	09:10:39.947
5 -	21.743	41.530	14.122	1:17.395 D	92.05	1.711	09:11:57.342
6 -	21.733	41.253	13.805	1:16.791	92.77	1.107	09:13:14.133
7 -	22.152	42.364	14.221	1:18.737	90.48	3.053	09:14:32.870
8 -	22.127	41.605	14.913	1:18.645	90.59	2.961	09:15:51.515
9 -	21.180	42.193	14.130	1:17.503 D	91.92	1.819	09:17:09.018
10 -	22.233	41.620	14.200	1:18.053	91.27	2.369	09:18:27.071
11 -	21.500	40.667	13.744	1:15.911 (2)	93.85	0.227	09:19:42.982
12 -	21.768	42.224	14.342	1:18.334 D	90.95	2.650	09:21:01.316
13 -	21.200	40.567	13.917	1:15.684 (1)	94.13		09:22:17.000
14 -	21.988	41.601	14.448	1:18.037	91.29	2.353	09:23:35.037
15 -	23.768	47.282	16.361	1:27.411	81.50	11.727	09:25:02.448

P7 27 A		Garry WARDLE		Seat Cupra 2000			
IDEAL LAP TIME : 1:17.848		BEST LAP TIME : 1:17.848		DIFFERENCE : 0.000			
LAP	SECTOR 1	SECTOR 2	SECTOR 3	LAP TIME	MPH	DIFF	TIME OF DAY
1 -	36.395	51.190	17.637	1:45.222	67.71	27.374	09:06:08.397
2 -	25.194	44.178	15.094	1:24.466	84.34	6.618	09:07:32.863
3 -	22.646	42.239	14.482	1:19.367	89.76	1.519	09:08:52.230
4 -	22.599	41.739	14.400	1:18.738	90.48	0.890	09:10:10.968
5 -	22.337	42.320	15.001	1:19.658	89.44	1.810	09:11:30.626
6 -	22.467	45.166	14.253	1:21.886	87.00	4.038	09:12:52.512
7 -	22.295	42.144	14.462	1:18.901	90.29	1.053	09:14:11.413
8 -	22.242	42.293	14.344	1:18.879	90.32	1.031	09:15:30.292
9 -	22.290	41.567	14.369	1:18.226 (3)	91.07	0.378	09:16:48.518
10 -	23.779	42.120	14.352	1:20.251	88.77	2.403	09:18:08.769
11 -	22.584	41.879	14.700	1:19.163	89.99	1.315	09:19:27.932
12 -	22.209	41.425	14.214	1:17.848 (1)	91.51		09:20:45.780
13 -	22.348	41.470	14.238	1:18.056 (2)	91.27	0.208	09:22:03.836
14 -	22.495	42.586	14.224	1:19.305	89.83	1.457	09:23:23.141
15 -	22.230	41.511	14.626	1:18.367	90.91	0.519	09:24:41.508

2022 CNC Heads Sports/Saloon Car Championship

QUALIFYING - RACE 12 - SECTOR ANALYSIS



SECTOR 1 = FL to I1, SECTOR 2 = I1 to I2, SECTOR 3 = I2 to FL, DIFF = Difference To Personal Best Lap, P = Crossed Finish Line in Pit Lane, D = Time Disallowed

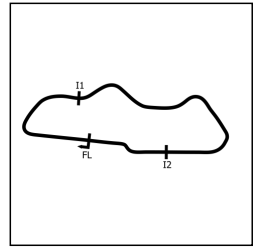
P8		8 B		Darren OWEN		Ford Escort RSR 2400	
IDEAL LAP TIME : 1:17.575		BEST LAP TIME : 1:18.189		DIFFERENCE : 0.614			
LAP	SECTOR 1	SECTOR 2	SECTOR 3	LAP TIME	MPH	DIFF	TIME OF DAY
1 -	35.174	1:00.001	16.975	1:52.150	63.52	33.961	09:06:32.359
2 -	26.511	51.429	16.851	1:34.791	75.16	16.602	09:08:07.150
3 -	25.273	47.751	14.660	1:27.684	81.25	9.495	09:09:34.834
4 -	23.379	43.998	15.125	1:22.502	86.35	4.313	09:10:57.336
5 -	23.217	44.121	14.651	1:21.989	86.89	3.800	09:12:19.325
6 -	22.138	41.961	14.160	1:18.259 (2)	91.03	0.070	09:13:37.584
7 -	22.546	42.104	14.299	1:18.949	90.24	0.760	09:14:56.533
8 -	22.369	44.405	14.215	1:20.989	87.97	2.800	09:16:17.522
9 -	22.005	42.265	13.919	1:18.189 (1)	91.12		09:17:35.711
10 -	22.304	43.613	15.523	1:21.440	87.48	3.251	09:18:57.151
11 -	22.360	41.651	14.361	1:18.372 (3)	90.90	0.183	09:20:15.523
12 -	22.844	45.908	17.634	1:26.386	82.47	8.197	09:21:41.909
13 -	26.447	45.983	16.099	1:28.529	80.47	10.340	09:23:10.438
14 -	25.974	47.031	16.138	1:29.143	79.92	10.954	09:24:39.581

P9		45 D		Oliver THOMAS		Subaru Impreza 2000	
IDEAL LAP TIME : 1:17.973		BEST LAP TIME : 1:18.929		DIFFERENCE : 0.956			
LAP	SECTOR 1	SECTOR 2	SECTOR 3	LAP TIME	MPH	DIFF	TIME OF DAY
1 -	29.902	51.766	16.049	1:37.717	72.91	18.788	09:06:09.069
2 -	26.131	44.066	15.500	1:25.697	83.13	6.768	09:07:34.766
3 -	23.992	42.557	14.279	1:20.828	88.14	1.899	09:08:55.594
4 -	23.664	41.775	13.941	1:19.380	89.75	0.451	09:10:14.974
5 -	22.629	42.217	14.303	1:19.149 (3)	90.01	0.220	09:11:34.123
6 -	23.242	44.616	14.738	1:22.596	86.25	3.667	09:12:56.719
7 -	23.152	41.895	13.882	1:18.929 (1)	90.26		09:14:15.648
8 -	22.316	42.355	14.419	1:19.090 (2)	90.08	0.161	09:15:34.738
9 -	22.593	45.006	IN PIT	1:28.576 P	80.43	9.647	09:17:03.314
10 -	OUTLAP	44.355	14.268	3:19.425	35.72	2:00.496	09:20:22.739
11 -	22.753	42.135	15.070	1:19.958	89.10	1.029	09:21:42.697
12 -	23.063	42.903	15.544	1:21.510	87.40	2.581	09:23:04.207
13 -	26.223	44.912	14.741	1:25.876	82.96	6.947	09:24:30.083

P10		30 B		Robert WAKELIN		Peugeot 205 2000	
IDEAL LAP TIME : 1:18.949		BEST LAP TIME : 1:19.048		DIFFERENCE : 0.099			
LAP	SECTOR 1	SECTOR 2	SECTOR 3	LAP TIME	MPH	DIFF	TIME OF DAY
1 -	33.741	58.997	18.103	1:50.841	64.27	31.793	09:06:27.863
2 -	25.911	50.272	17.112	1:33.295	76.36	14.247	09:08:01.158
3 -	25.657	47.829	15.293	1:28.779	80.25	9.731	09:09:29.937
4 -	24.819	47.476	17.081	1:29.376	79.71	10.328	09:10:59.313
5 -	25.779	47.478	IN PIT	1:32.770 P	76.79	13.722	09:12:32.083
6 -	OUTLAP	48.028	15.026	3:46.825	31.41	2:27.777	09:16:18.908
7 -	22.911	42.917	14.385	1:20.213	88.82	1.165	09:17:39.121
8 -	22.674	43.126	14.259	1:20.059 (3)	88.99	1.011	09:18:59.180
9 -	22.597	42.354	14.097	1:19.048 (1)	90.13		09:20:18.228
10 -	22.859	42.324	14.028	1:19.211 (2)	89.94	0.163	09:21:37.439
11 -	23.807	48.302	14.903	1:27.012	81.88	7.964	09:23:04.451
12 -	23.140	52.286	14.789	1:30.215	78.97	11.167	09:24:34.666

2022 CNC Heads Sports/Saloon Car Championship

QUALIFYING - RACE 12 - SECTOR ANALYSIS



SECTOR 1 = FL to I1, SECTOR 2 = I1 to I2, SECTOR 3 = I2 to FL, DIFF = Difference To Personal Best Lap, P = Crossed Finish Line in Pit Lane, D = Time Disallowed

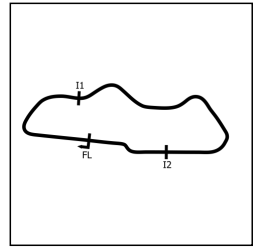
P11		1 E		Jamie CRYER		Ginetta G20 2000	
IDEAL LAP TIME : 1:19.495		BEST LAP TIME : 1:19.742		DIFFERENCE : 0.247			
LAP	SECTOR 1	SECTOR 2	SECTOR 3	LAP TIME	MPH	DIFF	TIME OF DAY
1 -	28.880	49.652	16.170	1:34.702	75.23	14.960	09:05:42.862
2 -	25.038	45.224	15.232	1:25.494	83.33	5.752	09:07:08.356
3 -	24.324	44.201	14.726	1:23.251	85.58	3.509	09:08:31.607
4 -	23.742	43.298	14.682	1:21.722	87.18	1.980	09:09:53.329
5 -	23.858	45.231	14.318	1:23.407	85.42	3.665	09:11:16.736
6 -	23.227	43.238	14.329	1:20.794	88.18	1.052	09:12:37.530
7 -	23.055	44.692	14.440	1:22.187	86.68	2.445	09:13:59.717
8 -	22.917	42.496	14.452	1:19.865 (2)	89.20	0.123	09:15:19.582
9 -	22.922	42.561	14.432	1:19.915 (3)	89.15	0.173	09:16:39.497
10 -	23.174	42.783	15.403	1:21.360	87.56	1.618	09:18:00.857
11 -	23.289	42.411	14.390	1:20.090	88.95	0.348	09:19:20.947
12 -	23.355	43.947	14.608	1:21.910	86.98	2.168	09:20:42.857
13 -	23.164	42.335	14.243	1:19.742 (1)	89.34		09:22:02.599
14 -	23.429	46.532	15.237	1:25.198	83.62	5.456	09:23:27.797
15 -	23.027	42.869	14.359	1:20.255	88.77	0.513	09:24:48.052

P12		23 B		Richard HALL		Caterham 420R 2000	
IDEAL LAP TIME : 1:19.607		BEST LAP TIME : 1:19.833		DIFFERENCE : 0.226			
LAP	SECTOR 1	SECTOR 2	SECTOR 3	LAP TIME	MPH	DIFF	TIME OF DAY
1 -	31.861	55.466	20.155	1:47.482	66.28	27.649	09:06:21.417
2 -	26.342	50.299	16.362	1:33.003	76.60	13.170	09:07:54.420
3 -	24.139	45.434	15.104	1:24.677	84.13	4.844	09:09:19.097
4 -	23.260	44.278	14.985	1:22.523	86.33	2.690	09:10:41.620
5 -	23.669	43.713	14.764	1:22.146	86.73	2.313	09:12:03.766
6 -	23.027	43.168	15.146	1:21.341	87.58	1.508	09:13:25.107
7 -	23.540	43.104	14.414	1:21.058 (3)	87.89	1.225	09:14:46.165
8 -	24.660	45.758	15.111	1:25.529	83.30	5.696	09:16:11.694
9 -	24.094	43.474	15.163	1:22.731	86.11	2.898	09:17:34.425
10 -	23.150	46.030	14.868	1:24.048	84.76	4.215	09:18:58.473
11 -	22.769	42.424	14.640	1:19.833 (1)	89.24		09:20:18.306
12 -	23.436	42.508	14.746	1:20.690 (2)	88.29	0.857	09:21:38.996
13 -	23.195	44.498	14.970	1:22.663	86.18	2.830	09:23:01.659
14 -	23.420	42.989	15.074	1:21.483	87.43	1.650	09:24:23.142

P13		56 E		Ian BAMBER		Ginetta G20 2000	
IDEAL LAP TIME : 1:20.834		BEST LAP TIME : 1:21.007		DIFFERENCE : 0.173			
LAP	SECTOR 1	SECTOR 2	SECTOR 3	LAP TIME	MPH	DIFF	TIME OF DAY
1 -	31.029	51.310	16.370	1:38.709	72.17	17.702	09:05:51.229
2 -	25.179	47.252	15.659	1:28.090	80.87	7.083	09:07:19.319
3 -	24.153	46.231	14.599	1:24.983	83.83	3.976	09:08:44.302
4 -	23.833	44.171	15.249	1:23.253	85.57	2.246	09:10:07.555
5 -	23.148	43.955	14.469	1:21.572	87.34	0.565	09:11:29.127
6 -	23.239	45.793	15.002	1:24.034	84.78	3.027	09:12:53.161
7 -	23.010	43.487	14.510	1:21.007 (1)	87.95		09:14:14.168
8 -	23.195	45.329	14.536	1:23.060	85.77	2.053	09:15:37.228
9 -	23.374	43.778	14.479	1:21.631	87.27	0.624	09:16:58.859
10 -	23.451	44.208	14.595	1:22.254	86.61	1.247	09:18:21.113
11 -	23.273	43.746	14.337	1:21.356 (3)	87.57	0.349	09:19:42.469
12 -	23.562	44.569	14.717	1:22.848	85.99	1.841	09:21:05.317
13 -	23.288	43.647	14.411	1:21.346 (2)	87.58	0.339	09:22:26.663
14 -	23.216	44.001	14.500	1:21.717	87.18	0.710	09:23:48.380
15 -	23.499	45.047	14.539	1:23.085	85.75	2.078	09:25:11.465

2022 CNC Heads Sports/Saloon Car Championship

QUALIFYING - RACE 12 - SECTOR ANALYSIS



SECTOR 1 = FL to I1, SECTOR 2 = I1 to I2, SECTOR 3 = I2 to FL, DIFF = Difference To Personal Best Lap, P = Crossed Finish Line in Pit Lane, D = Time Disallowed

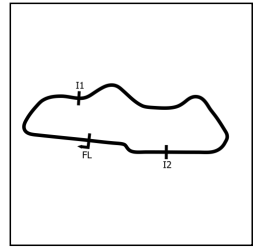
P14 16 B		Ben ROBERTS		BMW E30 2000			
IDEAL LAP TIME : 1:20.565		BEST LAP TIME : 1:21.603		DIFFERENCE : 1.038			
LAP	SECTOR 1	SECTOR 2	SECTOR 3	LAP TIME	MPH	DIFF	TIME OF DAY
1 -	35.167	1:01.675	16.856	1:53.698	62.66	32.095	09:06:33.018
2 -	26.765	50.710	16.146	1:33.621	76.10	12.018	09:08:06.639
3 -	25.363	47.488	14.823	1:27.674	81.26	6.071	09:09:34.313
4 -	24.352	45.399	15.433	1:25.184	83.63	3.581	09:10:59.497
5 -	24.494	44.076	14.615	1:23.185	85.64	1.582	09:12:22.682
6 -	23.820	43.896	14.635	1:22.351 (2)	86.51	0.748	09:13:45.033
7 -	23.674	43.638	14.640	4:21.952 D	86.93	0.349	09:15:06.985
8 -	23.818	43.288	14.497	1:21.603 (1)	87.30		09:16:28.588
9 -	26.776	52.441	15.840	1:35.057	74.95	13.454	09:18:03.645
10 -	25.161	45.917	14.462	1:25.540	83.29	3.937	09:19:29.185
11 -	23.155	43.145	14.577	4:20.877 D	88.09		09:20:50.062
12 -	25.138	49.816	14.304	1:29.258	79.82	7.655	09:22:19.320
13 -	23.446	43.337	14.265	4:21.048 D	87.90		09:23:40.368
14 -	23.313	43.689	15.491	1:22.493 (3)	86.36	0.890	09:25:02.861

P15 7 B		Connor MODRO		Ginetta G40 2000			
IDEAL LAP TIME : 1:22.540		BEST LAP TIME : 1:22.540		DIFFERENCE : 0.000			
LAP	SECTOR 1	SECTOR 2	SECTOR 3	LAP TIME	MPH	DIFF	TIME OF DAY
1 -	38.769	1:03.236	18.913	2:00.918	58.92	38.378	09:06:32.049
2 -	31.826	55.419	18.174	1:45.419	67.58	22.879	09:08:17.468
3 -	27.713	49.910	16.058	1:33.681	76.05	11.141	09:09:51.149
4 -	25.208	51.599	16.187	1:32.994	76.61	10.454	09:11:24.143
5 -	27.012	49.828	15.378	1:32.218	77.25	9.678	09:12:56.361
6 -	24.646	45.146	14.990	1:24.782 (3)	84.03	2.242	09:14:21.143
7 -	24.211	44.261	14.834	1:23.306 (2)	85.52	0.766	09:15:44.449
8 -	23.664	44.251	14.625	1:22.540 (1)	86.31		09:17:06.989
9 -	23.908	46.440	IN PIT	1:34.305 P	75.54	11.765	09:18:41.294

P16 87 B		David GREEN		Honda Civic 2000			
IDEAL LAP TIME : 1:22.472		BEST LAP TIME : 1:22.582		DIFFERENCE : 0.110			
LAP	SECTOR 1	SECTOR 2	SECTOR 3	LAP TIME	MPH	DIFF	TIME OF DAY
1 -	34.549	58.545	18.145	1:51.239	64.04	28.657	09:06:29.090
2 -	26.546	50.213	16.554	1:33.313	76.35	10.731	09:08:02.403
3 -	26.629	48.016	15.627	1:30.272	78.92	7.690	09:09:32.675
4 -	25.045	47.888	15.421	1:28.354	80.63	5.772	09:11:01.029
5 -	24.992	48.907	17.375	1:31.274	78.05	8.692	09:12:32.303
6 -	25.611	49.864	IN PIT	1:39.084 P	71.90	16.502	09:14:11.387
7 -	OUTLAP	48.818	15.305	3:30.304	33.87	2:07.722	09:17:41.691
8 -	24.547	46.140	15.403	1:26.090	82.75	3.508	09:19:07.781
9 -	23.770	43.905	14.907	1:22.582 (1)	86.27		09:20:30.363
10 -	24.000	44.293	15.372	1:23.665	85.15	1.083	09:21:54.028
11 -	23.672	44.085	14.895	1:22.652 (2)	86.20	0.070	09:23:16.680
12 -	23.909	44.246	15.019	1:23.174 (3)	85.65	0.592	09:24:39.854

2022 CNC Heads Sports/Saloon Car Championship

QUALIFYING - RACE 12 - SECTOR ANALYSIS



SECTOR 1 = FL to I1, SECTOR 2 = I1 to I2, SECTOR 3 = I2 to FL, DIFF = Difference To Personal Best Lap, P = Crossed Finish Line in Pit Lane, D = Time Disallowed

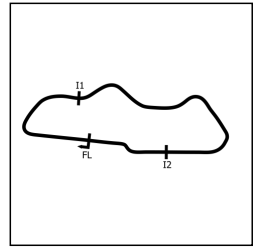
P17 77 E		Steven PARKER		BMW Compact 2496			
IDEAL LAP TIME : 1:22.472		BEST LAP TIME : 1:22.646		DIFFERENCE : 0.174			
LAP	SECTOR 1	SECTOR 2	SECTOR 3	LAP TIME	MPH	DIFF	TIME OF DAY
1 -	36.541	1:02.101	22.456	2:01.098	58.83	38.452	09:06:27.088
2 -	30.747	51.725	17.324	1:39.796	71.39	17.150	09:08:06.884
3 -	26.740	49.561	17.253	1:33.554	76.15	10.908	09:09:40.438
4 -	25.285	46.013	16.176	1:27.474	81.44	4.828	09:11:07.912
5 -	24.666	45.729	15.561	1:25.956	82.88	3.310	09:12:33.868
6 -	24.554	47.503	15.476	1:27.533	81.39	4.887	09:14:01.401
7 -	24.146	43.920	15.375	1:23.441 (2)	85.38	0.795	09:15:24.842
8 -	23.957	43.209	15.480	1:22.646 (1)	86.20		09:16:47.488
9 -	25.208	44.763	IN PIT	1:31.984 P	77.45	9.338	09:18:19.472
10 -	OUTLAP	44.797	15.877	3:02.200	39.10	1:39.554	09:21:21.672
11 -	24.256	46.292	16.800	1:27.348	81.56	4.702	09:22:49.020
12 -	24.437	44.211	15.306	1:23.954 (3)	84.86	1.308	09:24:12.974

P18 20 A		James AUKLAND		Ford Capri 3907			
IDEAL LAP TIME : 1:23.110		BEST LAP TIME : 1:23.217		DIFFERENCE : 0.107			
LAP	SECTOR 1	SECTOR 2	SECTOR 3	LAP TIME	MPH	DIFF	TIME OF DAY
1 -	36.118	59.323	IN PIT	2:01.635 P	58.57	38.418	09:06:25.432
2 -	OUTLAP	50.178	16.437	2:13.942	53.19	50.725	09:08:39.374
3 -	26.071	46.004	15.755	1:27.830	81.11	4.613	09:10:07.204
4 -	24.959	45.477	15.955	1:26.391	82.46	3.174	09:11:33.595
5 -	24.796	46.294	15.575	1:26.665	82.20	3.448	09:13:00.260
6 -	25.004	46.274	15.357	1:26.635	82.23	3.418	09:14:26.895
7 -	24.096	44.965	15.798	1:24.859	83.95	1.642	09:15:51.754
8 -	23.795	44.001	15.421	1:23.217 (1)	85.61		09:17:14.971
9 -	24.818	44.674	15.314	1:24.806 (2)	84.01	1.589	09:18:39.777
10 -	24.308	45.106	15.540	1:24.954	83.86	1.737	09:20:04.731
11 -	24.561	48.145	17.984	1:30.690	78.56	7.473	09:21:35.421
12 -	25.785	46.052	15.992	1:27.829	81.11	4.612	09:23:03.250
13 -	23.876	45.018	15.916	1:24.810 (3)	84.00	1.593	09:24:28.060

P19 65 B		Colin ROBINSON		Ford Escort 2500			
IDEAL LAP TIME :		BEST LAP TIME : 1:23.870		DIFFERENCE :			
LAP	SECTOR 1	SECTOR 2	SECTOR 3	LAP TIME	MPH	DIFF	TIME OF DAY
1 -				1:56.110	61.36	32.240	09:06:39.777
2 -				1:31.500	77.86	7.630	09:08:11.277
3 -				1:28.031	80.93	4.161	09:09:39.308
4 -				1:25.525	83.30	1.655	09:11:04.833
5 -				1:26.173	82.67	2.303	09:12:31.007
6 -				1:24.450 (3)	84.36	0.580	09:13:55.457
7 -				1:25.928	82.91	2.058	09:15:21.385
8 -				1:23.870 (1)	84.94		09:16:45.255
9 -				1:25.489	83.33	1.619	09:18:10.744
10 -				1:25.156	83.66	1.286	09:19:35.900
11 -				1:24.775	84.04	0.905	09:21:00.675
12 -				1:24.259 (2)	84.55	0.389	09:22:24.934
13 -				1:25.782	83.05	1.912	09:23:50.716
14 -				1:25.386	83.43	1.516	09:25:16.103

2022 CNC Heads Sports/Saloon Car Championship

QUALIFYING - RACE 12 - SECTOR ANALYSIS



SECTOR 1 = FL to I1, SECTOR 2 = I1 to I2, SECTOR 3 = I2 to FL, DIFF = Difference To Personal Best Lap, P = Crossed Finish Line in Pit Lane, D = Time Disallowed

P20 75 F		Graeme SMITH		Mazda MX5 1598			
IDEAL LAP TIME : 1:25.731		BEST LAP TIME : 1:25.937		DIFFERENCE : 0.206			
LAP	SECTOR 1	SECTOR 2	SECTOR 3	LAP TIME	MPH	DIFF	TIME OF DAY
1 -	30.017	52.636	16.996	1:39.649	71.49	13.712	09:06:04.645
2 -	26.353	47.612	16.118	1:30.083	79.08	4.146	09:07:34.728
3 -	25.871	47.612	15.531	1:29.014	80.03	3.077	09:09:03.742
4 -	25.387	47.284	15.626	1:28.297	80.68	2.360	09:10:32.039
5 -	25.232	46.091	15.300	1:26.623 (3)	82.24	0.686	09:11:58.662
6 -	25.113	46.417	15.662	1:27.192	81.71	1.255	09:13:25.854
7 -	25.726	46.208	15.472	1:27.406	81.51	1.469	09:14:53.260
8 -	25.259	48.268	15.784	1:29.311	79.77	3.374	09:16:22.571
9 -	25.445	46.466	15.341	1:27.252	81.65	1.315	09:17:49.823
10 -	25.237	46.073	15.529	1:26.839	82.04	0.902	09:19:16.662
11 -	25.510	46.306	15.416	1:27.232	81.67	1.295	09:20:43.894
12 -	25.182	45.638	15.117	1:25.937 (1)	82.90		09:22:09.831
13 -	25.089	45.696	15.433	1:26.218 (2)	82.63	0.281	09:23:36.049
14 -	24.976	46.514	15.619	1:27.109	81.78	1.172	09:25:03.158

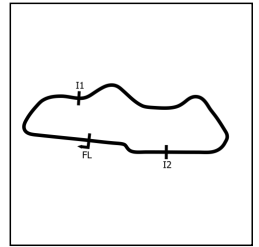
P21 88 B		Thomas FRANKLAND		Renault 5GT Turbo 1998			
IDEAL LAP TIME : 1:26.241		BEST LAP TIME : 1:26.241		DIFFERENCE : 0.000			
LAP	SECTOR 1	SECTOR 2	SECTOR 3	LAP TIME	MPH	DIFF	TIME OF DAY
1 -	36.665	1:01.979	18.868	1:57.512	60.62	31.271	09:06:14.921
2 -	29.816	54.846	17.521	1:42.183	69.72	15.942	09:07:57.104
3 -	28.376	49.555	16.086	1:34.047 D	75.78	7.776	09:09:31.121
4 -	25.502	46.696	16.174	1:28.372 (2)	80.62	2.131	09:10:59.493
5 -	25.996	48.662	16.576	1:31.234 (3)	78.09	4.993	09:12:30.727
6 -	25.012	55.510	16.360	1:36.882	73.53	10.641	09:14:07.609
7 -	24.887	46.218	15.136	1:26.241 (1)	82.61		09:15:33.850
8 -	25.786	53.546	IN PIT	1:44.246 P	68.34	18.005	09:17:18.096

P22 118 D		Ric WALKER		Mini R56 JCW 1600			
IDEAL LAP TIME : 1:26.690		BEST LAP TIME : 1:26.690		DIFFERENCE : 0.000			
LAP	SECTOR 1	SECTOR 2	SECTOR 3	LAP TIME	MPH	DIFF	TIME OF DAY
1 -	33.662	59.379	19.586	1:52.627	63.25	25.937	09:06:06.702
2 -	30.030	52.586	17.288	1:39.904	71.31	13.214	09:07:46.606
3 -	27.485	52.163	16.745	1:36.393	73.91	9.703	09:09:22.999
4 -	25.893	49.213	15.949	1:31.055 (3)	78.24	4.365	09:10:54.054
5 -	26.120	49.700	16.259	1:32.079	77.37	5.389	09:12:26.133
6 -	25.594	47.407	15.746	1:28.747 (2)	80.28	2.057	09:13:54.880
7 -	26.217	48.439	IN PIT	1:34.318 P	75.53	7.628	09:15:29.198
8 -	OUTLAP	49.061	17.490	3:47.057	31.37	2:20.367	09:19:16.255
9 -	26.984	49.207	15.607	1:31.798	77.61	5.108	09:20:48.053
10 -	24.695	46.581	15.414	1:26.690 (1)	82.18		09:22:14.743
11 -	26.245	48.300	26.478	1:41.023	70.52	14.333	09:23:55.766
12 -	26.889	50.389	16.625	1:33.903	75.87	7.213	09:25:29.669

P23 17 B		Allan SCOTT		Mazda F323 2000			
IDEAL LAP TIME : 1:27.448		BEST LAP TIME : 1:27.448		DIFFERENCE : 0.000			
LAP	SECTOR 1	SECTOR 2	SECTOR 3	LAP TIME	MPH	DIFF	TIME OF DAY
1 -	34.082	55.127	19.833	1:49.042	65.33	21.594	09:06:22.112
2 -	27.383	49.572	17.809	1:34.764	75.18	7.316	09:07:56.876
3 -	27.953	47.383	15.878	1:31.214 (3)	78.10	3.766	09:09:28.090
4 -	26.190	47.435	16.774	1:30.399 (2)	78.81	2.951	09:10:58.489
5 -	26.194	48.936	16.542	1:31.672	77.71	4.224	09:12:30.161
6 -	27.153	48.935	16.410	1:32.498	77.02	5.050	09:14:02.659
7 -	25.550	46.179	15.719	1:27.448 (1)	81.47		09:15:30.107
8 -	25.667	49.811	IN PIT	1:40.234 P	71.08	12.786	09:17:10.341
9 -	OUTLAP	52.465	IN PIT	2:10.158 P	54.73	42.710	09:19:20.499
10 -	OUTLAP	52.059	IN PIT	2:19.216 P	51.17	51.768	09:21:39.715

2022 CNC Heads Sports/Saloon Car Championship

QUALIFYING - RACE 12 - SECTOR ANALYSIS



SECTOR 1 = FL to I1, SECTOR 2 = I1 to I2, SECTOR 3 = I2 to FL, DIFF = Difference To Personal Best Lap, P = Crossed Finish Line in Pit Lane, D = Time Disallowed

P24 84 E		Peter KOUKOULAS		Toyota MR2 Roadster 1800			
IDEAL LAP TIME : 1:28.688		BEST LAP TIME : 1:28.830		DIFFERENCE : 0.142			
LAP	SECTOR 1	SECTOR 2	SECTOR 3	LAP TIME	MPH	DIFF	TIME OF DAY
1 -	41.109	58.907	17.763	1:57.779	60.49	28.949	09:06:30.105
2 -	26.712	50.113	16.521	1:33.346	76.32	4.516	09:08:03.451
3 -	27.942	53.403	17.362	1:38.707	72.17	9.877	09:09:42.158
4 -	27.111	49.012	16.460	1:32.583	76.95	3.753	09:11:14.741
5 -	26.323	48.143	15.899	1:30.365	78.84	1.535	09:12:45.106
6 -	25.786	48.394	16.135	1:30.315 (3)	78.88	1.485	09:14:15.421
7 -	25.853	47.327	15.650	1:28.830 (1)	80.20		09:15:44.251
8 -	25.711	47.675	16.193	1:29.579 (2)	79.53	0.749	09:17:13.830
9 -	29.405	55.407	IN PIT	1:50.927 P	64.22	22.097	09:19:04.757

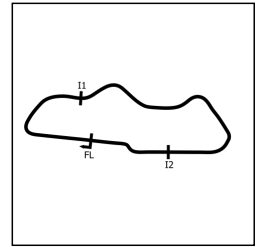
P25 71 F		Dave BEECROFT		Citroen Saxo			
IDEAL LAP TIME :		BEST LAP TIME : 1:29.056		DIFFERENCE :			
LAP	SECTOR 1	SECTOR 2	SECTOR 3	LAP TIME	MPH	DIFF	TIME OF DAY
1 -				1:57.255	60.76	28.199	09:06:39.317
2 -				1:34.895	75.07	5.839	09:08:14.212
3 -				1:34.254	75.58	5.198	09:09:48.466
4 -				1:34.622	75.29	5.566	09:11:23.088
5 -				1:34.055	75.74	4.999	09:12:57.143
6 -				1:31.543	77.82	2.487	09:14:28.686
7 -				1:30.883	78.39	1.827	09:15:59.569
8 -				1:30.503	78.72	1.447	09:17:30.072
9 -				1:30.789	78.47	1.733	09:19:00.861
10 -				1:29.056 (1)	80.00		09:20:29.917
11 -				1:30.485 (3)	78.73	1.429	09:22:00.402
12 -				1:29.905 (2)	79.24	0.849	09:23:30.307
13 -				1:42.646	69.40	13.590	09:25:12.953

P26 67 F		David BIRD		Toyota MR2 Mk1 1595			
IDEAL LAP TIME :		BEST LAP TIME : 1:33.833		DIFFERENCE :			
LAP	SECTOR 1	SECTOR 2	SECTOR 3	LAP TIME	MPH	DIFF	TIME OF DAY
1 -				2:02.152	58.32	28.319	09:06:23.360
2 -				1:47.936	66.00	14.103	09:08:11.296
3 -				1:43.936	68.54	10.103	09:09:55.233
4 -				1:39.527	71.58	5.694	09:11:34.760
5 -				1:36.639 (2)	73.72	2.806	09:13:11.399
6 -				1:33.833 (1)	75.92		09:14:45.232
7 -				1:38.931 (3)	72.01	5.098	09:16:24.163
8 -				1:41.445	70.23	7.612	09:18:05.608
9 -			<i>IN PIT</i>	1:54.749 P	62.08	20.916	09:20:00.357

P27 37 F		Brian ALLEN		Ford Puma 1600			
IDEAL LAP TIME : 1:34.118		BEST LAP TIME : 1:34.271		DIFFERENCE : 0.153			
LAP	SECTOR 1	SECTOR 2	SECTOR 3	LAP TIME	MPH	DIFF	TIME OF DAY
1 -	36.146	1:01.224	18.673	1:56.043	61.39	21.772	09:06:12.618
2 -	29.753	55.607	19.867	1:45.227	67.70	10.956	09:07:57.845
3 -	30.423	54.146	17.665	1:42.234	69.68	7.963	09:09:40.079
4 -	28.890	54.522	17.815	1:41.227	70.38	6.956	09:11:21.306
5 -	28.446	55.479	18.784	1:42.709	69.36	8.438	09:13:04.015
6 -	28.464	51.624	17.402	1:37.490	73.08	3.219	09:14:41.505
7 -	27.774	54.555	18.020	1:40.349	70.99	6.078	09:16:21.854
8 -	28.263	50.498	17.426	1:36.187 (3)	74.07	1.916	09:17:58.041
9 -	28.203	52.896	17.170	1:38.269	72.50	3.998	09:19:36.310
10 -	27.727	51.605	17.010	1:36.342	73.95	2.071	09:21:12.652
11 -	27.677	49.717	16.877	1:34.271 (1)	75.57		09:22:46.923
12 -	28.011	49.564	17.078	1:34.653 (2)	75.27	0.382	09:24:21.576

2022 CNC Heads Sports/Saloon Car Championship

QUALIFYING - RACE 12 - SECTOR ANALYSIS



SECTOR 1 = FL to I1, SECTOR 2 = I1 to I2, SECTOR 3 = I2 to FL, DIFF = Difference To Personal Best Lap, P = Crossed Finish Line in Pit Lane, D = Time Disallowed

P28 34 F		Helen ALLEN		Ford Fiesta Zetec S 1600			
IDEAL LAP TIME : 1:33.411		BEST LAP TIME : 1:34.376		DIFFERENCE : 0.965			
LAP	SECTOR 1	SECTOR 2	SECTOR 3	LAP TIME	MPH	DIFF	TIME OF DAY
1 -	36.179	1:01.494	19.587	1:57.260	60.75	22.884	09:06:17.287
2 -	30.069	55.605	18.146	1:43.820	68.62	9.444	09:08:01.107
3 -	29.859	56.952	17.937	1:44.748	68.01	10.372	09:09:45.855
4 -	29.136	56.254	18.094	1:43.484	68.84	9.108	09:11:29.339
5 -	27.342	53.702	17.461	1:38.505	72.32	4.129	09:13:07.844
6 -	27.013	51.123	17.298	1:35.434	74.65	1.058	09:14:43.278
7 -	27.698	57.789	17.737	1:43.224	69.02	8.848	09:16:26.502
8 -	26.888	50.537	17.693	1:35.118	74.90	0.742	09:18:01.620
9 -	29.293	51.070	17.464	1:37.827	72.82	3.451	09:19:39.447
10 -	28.375	49.295	17.262	1:34.932 (3)	75.04	0.556	09:21:14.379
11 -	27.069	50.079	17.228	1:34.376 (1)	75.49		09:22:48.755
12 -	27.620	49.577	17.243	1:34.440 (2)	75.44	0.064	09:24:23.195

2022 CNC Heads Sports/Saloon Car Championship

QUALIFYING - RACE 12 - BEST SECTORS

SECTOR 1			SECTOR 2			SECTOR 3			IDEAL / BEST COMPARISON						
POS	NO	NAME	TIME	NO	NAME	TIME	NO	NAME	TIME	POS	NO	NAME	IDEAL	BEST	DIFF
													PERFECT LAP	1:10.303	
1	175	SOUTHCOTT	20.042	94	WOOLFITT	37.678	94	WOOLFITT	12.583	1	94	WOOLFITT	1:10.635	1:11.055	0.420
2	94	WOOLFITT	20.374	175	SOUTHCOTT	38.372	175	SOUTHCOTT	12.658	2	175	SOUTHCOTT	1:11.072	1:11.320	0.248
3	6	ALLAWAY	20.449	123	WOOD	39.028	92	RILEY	13.218	3	123	WOOD	1:13.363	1:13.363	0.000
4	123	WOOD	21.003	6	ALLAWAY	39.528	123	WOOD	13.332	4	6	ALLAWAY	1:13.429	1:13.688	0.259
5	80	RUDD	21.180	92	RILEY	39.634	6	ALLAWAY	13.452	5	92	RILEY	1:14.398	1:14.963	0.565
6	92	RILEY	21.546	80	RUDD	40.567	80	RUDD	13.523	6	80	RUDD	1:15.270	1:15.684	0.414
7	8	OWEN	22.005	27	WARDLE	41.425	45	THOMAS	13.882	7	8	OWEN	1:17.575	1:18.189	0.614
8	27	WARDLE	22.209	8	OWEN	41.651	8	OWEN	13.919	8	27	WARDLE	1:17.848	1:17.848	0.000
9	45	THOMAS	22.316	45	THOMAS	41.775	30	WAKELIN	14.028	9	45	THOMAS	1:17.973	1:18.929	0.956
10	30	WAKELIN	22.597	30	WAKELIN	42.324	27	WARDLE	14.214	10	30	WAKELIN	1:18.949	1:19.048	0.099
11	23	HALL	22.769	1	CRYER	42.335	1	CRYER	14.243	11	1	CRYER	1:19.495	1:19.742	0.247
12	1	CRYER	22.917	23	HALL	42.424	16	ROBERTS	14.265	12	23	HALL	1:19.607	1:19.833	0.226
13	56	BAMBER	23.010	16	ROBERTS	43.145	56	BAMBER	14.337	13	16	ROBERTS	1:20.565	1:21.603	1.038
14	16	ROBERTS	23.155	77	PARKER	43.209	23	HALL	14.414	14	56	BAMBER	1:20.834	1:21.007	0.173
15	7	MODRO	23.664	56	BAMBER	43.487	7	MODRO	14.625	15	77	PARKER	1:22.472	1:22.646	0.174
16	87	GREEN	23.672	87	GREEN	43.905	87	GREEN	14.895	16	87	GREEN	1:22.472	1:22.582	0.110
17	20	AUKLAND	23.795	20	AUKLAND	44.001	75	SMITH	15.117	17	7	MODRO	1:22.540	1:22.540	0.000
18	77	PARKER	23.957	7	MODRO	44.251	88	FRANKLAND	15.136	18	20	AUKLAND	1:23.110	1:23.217	0.107
19	118	WALKER	24.695	75	SMITH	45.638	77	PARKER	15.306	19	75	SMITH	1:25.731	1:25.937	0.206
20	88	FRANKLAND	24.887	17	SCOTT	46.179	20	AUKLAND	15.314	20	88	FRANKLAND	1:26.241	1:26.241	0.000
21	75	SMITH	24.976	88	FRANKLAND	46.218	118	WALKER	15.414	21	118	WALKER	1:26.690	1:26.690	0.000
22	17	SCOTT	25.550	118	WALKER	46.581	84	KOUKOULAS	15.650	22	17	SCOTT	1:27.448	1:27.448	0.000
23	84	KOUKOULAS	25.711	84	KOUKOULAS	47.327	17	SCOTT	15.719	23	84	KOUKOULAS	1:28.688	1:28.830	0.142
24	34	ALLEN	26.888	34	ALLEN	49.295	37	ALLEN	16.877	24	34	ALLEN	1:33.411	1:34.376	0.965
25	37	ALLEN	27.677	37	ALLEN	49.564	34	ALLEN	17.228	25	37	ALLEN	1:34.118	1:34.271	0.153
26										26	71	BEECROFT		1:29.056	
27										27	65	ROBINSON		1:23.870	
28										28	67	BIRD		1:33.833	

2022 CNC Heads Sports/Saloon Car Championship

QUALIFYING - RACE 12 - STATISTICS

Competitors Started 28
Planned Start 2022-08-21 @ 09:10:00.000
Actual Start 2022-08-21 @ 09:04:02.140
Finish Time 2022-08-21 @ 09:24:08.896
Track Length 1.9790mi.
Total Laps 348
Total Distance Covered 688.7154mi.

Session Fastest Lap History

NO	CL	NAME	LAP TIME	TIME OF DAY	LAP	VEHICLE
1	E	Jamie CRYER	1:34.702	09:05:42.865	1	Ginetta G20 2000
94	B	Jon WOOLFITT	1:33.497	09:05:55.878	1	Spire GTR 1661
1	E	Jamie CRYER	1:25.494	09:07:08.360	2	Ginetta G20 2000
94	B	Jon WOOLFITT	1:22.119	09:07:17.997	2	Spire GTR 1661
94	B	Jon WOOLFITT	1:17.939	09:08:35.934	3	Spire GTR 1661
123	A	Richard WOOD	1:15.495	09:08:41.085	3	Holden Commodore 4994
94	B	Jon WOOLFITT	1:14.502	09:09:50.437	4	Spire GTR 1661
123	A	Richard WOOD	1:13.363	09:09:54.447	4	Holden Commodore 4994
175	A	Andrew SOUTHCOTT	1:11.320	09:13:34.478	6	MG Midget Lenham 2300
94	B	Jon WOOLFITT	1:11.055	09:19:43.919	12	Spire GTR 1661

Flag History

TYPE	TIME OF DAY
GREEN	09:04:02.140
FINISH	09:24:08.896

Flag Statistics

TYPE	COUNT	TOTAL LAPS	TOTAL TIME
Green	1	16	21:41.137
Red	0	0	0.000
Safety Car	0	0	0.000
FCY	0	0	0.000

2022 CNC Heads Sports/Saloon Car Championship

QUALIFYING - RACE 12 - STATISTICS

CLASS : A

6 Starters

Fastest Lap History

NO	NAME	LAP TIME	TIME OF DAY	LAP	VEHICLE
123	Richard WOOD	1:36.803	09:06:03.400	1	Holden Commodore 4994
123	Richard WOOD	1:22.192	09:07:25.590	2	Holden Commodore 4994
123	Richard WOOD	1:15.495	09:08:41.085	3	Holden Commodore 4994
123	Richard WOOD	1:13.363	09:09:54.447	4	Holden Commodore 4994
175	Andrew SOUTHCOTT	1:11.320	09:13:34.478	6	MG Midget Lenham 2300

2022 CNC Heads Sports/Saloon Car Championship

QUALIFYING - RACE 12 - STATISTICS

CLASS : B

11 Starters

Fastest Lap History

NO	NAME	LAP TIME	TIME OF DAY	LAP	VEHICLE
94	Jon WOOLFITT	1:33.497	09:05:55.878	1	Spire GTR 1661
94	Jon WOOLFITT	1:22.119	09:07:17.997	2	Spire GTR 1661
94	Jon WOOLFITT	1:17.939	09:08:35.934	3	Spire GTR 1661
92	Stephen RILEY	1:17.874	09:08:41.540	3	Caterham 420R 2000
94	Jon WOOLFITT	1:14.502	09:09:50.437	4	Spire GTR 1661
94	Jon WOOLFITT	1:12.712	09:13:38.378	7	Spire GTR 1661
94	Jon WOOLFITT	1:11.503	09:14:49.880	8	Spire GTR 1661
94	Jon WOOLFITT	1:11.055	09:19:43.919	12	Spire GTR 1661

2022 CNC Heads Sports/Saloon Car Championship

QUALIFYING - RACE 12 - STATISTICS

CLASS : D

2 Starters

Fastest Lap History

NO	NAME	LAP TIME	TIME OF DAY	LAP	VEHICLE
118	Ric WALKER	1:52.627	09:06:06.716	1	Mini R56 JCW 1600
45	Oliver THOMAS	1:37.717	09:06:09.071	1	Subaru Impreza 2000
45	Oliver THOMAS	1:25.697	09:07:34.766	2	Subaru Impreza 2000
45	Oliver THOMAS	1:20.828	09:08:55.596	3	Subaru Impreza 2000
45	Oliver THOMAS	1:19.380	09:10:14.979	4	Subaru Impreza 2000
45	Oliver THOMAS	1:19.149	09:11:34.117	5	Subaru Impreza 2000
45	Oliver THOMAS	1:18.929	09:14:15.645	7	Subaru Impreza 2000

2022 CNC Heads Sports/Saloon Car Championship

QUALIFYING - RACE 12 - STATISTICS

CLASS : E

4 Starters

Fastest Lap History

NO	NAME	LAP TIME	TIME OF DAY	LAP	VEHICLE
1	Jamie CRYER	1:34.702	09:05:42.865	1	Ginetta G20 2000
1	Jamie CRYER	1:25.494	09:07:08.360	2	Ginetta G20 2000
1	Jamie CRYER	1:23.251	09:08:31.612	3	Ginetta G20 2000
1	Jamie CRYER	1:21.722	09:09:53.336	4	Ginetta G20 2000
56	Ian BAMBER	1:21.572	09:11:29.136	5	Ginetta G20 2000
1	Jamie CRYER	1:20.794	09:12:37.535	6	Ginetta G20 2000
1	Jamie CRYER	1:19.865	09:15:19.585	8	Ginetta G20 2000
1	Jamie CRYER	1:19.742	09:22:02.604	13	Ginetta G20 2000

2022 CNC Heads Sports/Saloon Car Championship

QUALIFYING - RACE 12 - STATISTICS

CLASS : F

5 Starters

Fastest Lap History


NO	NAME	LAP TIME	TIME OF DAY	LAP	VEHICLE
75	Graeme SMITH	1:39.649	09:06:04.645	1	Mazda MX5 1598
75	Graeme SMITH	1:30.083	09:07:34.726	2	Mazda MX5 1598
75	Graeme SMITH	1:29.014	09:09:03.741	3	Mazda MX5 1598
75	Graeme SMITH	1:28.297	09:10:32.037	4	Mazda MX5 1598
75	Graeme SMITH	1:26.623	09:11:58.663	5	Mazda MX5 1598
75	Graeme SMITH	1:25.937	09:22:09.830	12	Mazda MX5 1598

2022 CNC Heads Sports/Saloon Car Championship

RACE 12 - GRID (20 minutes / 1 Laps) - AMENDED

ROW 14		27	34	Helen ALLEN	1:34.376				
ROW 13	25	67	David BIRD	1:33.833	26	37	Brian ALLEN	1:34.271	
ROW 12		23	84	Peter KOUKOULAS	1:28.830	24	71	Dave BEECROFT	1:29.056
ROW 11	21	118	Ric WALKER	1:26.690	22	17	Allan SCOTT	1:27.448	
ROW 10		19	75	Graeme SMITH	1:25.937	20	88	Thomas FRANKLAND	1:26.241
ROW 9	17	20	James AUKLAND	1:23.217	18	65	Colin ROBINSON	1:23.870	
ROW 8		15	87	David GREEN	1:22.582	16	77	Steven PARKER	1:22.646
ROW 7	13	16	Ben ROBERTS	1:21.603	14	7	Connor MODRO	1:22.540	
ROW 6		11	23	Richard HALL	1:19.833	12	56	Ian BAMBER	1:21.007
ROW 5	9	30	Robert WAKELIN	1:19.048	10	1	Jamie CRYER	1:19.742	
ROW 4		7	27	Garry WARDLE	1:17.848	8	8	Darren OWEN	1:18.189
ROW 3	5	92	Stephen RILEY	1:14.963	6	80	Richard RUDD	1:15.684	
ROW 2		3	123	Richard WOOD	1:13.363	4	6	Simon ALLAWAY	1:13.688
ROW 1	1	94	Jon WOOLFITT	1:11.055	2	175	Andrew SOUTHCOTT	1:11.320	

Pole



Car 45 - withdrawn

Donington Park National: 1.9790 miles

These results are provisional until the conclusion of any judicial and technical matters.

Clerk Of Course : Ray Sumner	Stewards :	Timekeeper : Eric Cowcill
------------------------------	------------	---------------------------

Results can be found at www.tsl-timing.com


Printed - 11:35 Sunday, 21 August 2022

2022 CNC Heads Sports/Saloon Car Championship

RACE 19 - GRID (15 minutes / 1 Laps) - AMENDED 2

ROW 12		23	1:36.639	67 David BIRD			
ROW 11	21	1:34.440	34 Helen ALLEN	22	1:34.653	37 Brian ALLEN	
ROW 10		19	1:29.905	71 Dave BEECROFT	20	1:30.399	17 Allan SCOTT
ROW 9	17	1:28.747	118 Ric WALKER	18	1:29.579	84 Peter KOUKOULAS	
ROW 8		15	1:26.218	75 Graeme SMITH	16	1:28.372	88 Thomas FRANKLAND
ROW 7	13	1:24.259	65 Colin ROBINSON	14	1:24.806	20 James AUKLAND	
ROW 6		11	1:23.306	7 Connor MODRO	12	1:23.441	77 Steven PARKER
ROW 5	9	1:21.346	56 Ian BAMBER	10	1:22.652	87 David GREEN	
ROW 4		7	1:19.211	30 Robert WAKELIN	8	1:20.690	23 Richard HALL
ROW 3	5	1:18.056	27 Garry WARDLE	6	1:18.259	8 Darren OWEN	
ROW 2		3	1:15.520	92 Stephen RILEY	4	1:15.911	80 Richard RUDD
ROW 1	1	1:11.503	94 Jon WOOLFITT	2	1:13.707	6 Simon ALLAWAY	

Pole



Cars 1, 16, 45, 123 & 175 - withdrawn

Donington Park National: 1.9790 miles

These results are provisional until the conclusion of any judicial and technical matters.

Clerk Of Course : Ray Sumner	Stewards :	Timekeeper : Eric Cowcill
------------------------------	------------	---------------------------

Results can be found at www.tsl-timing.com

Printed - 15:51 Sunday, 21 August 2022

2022 CNC Heads Sports/Saloon Car Championship

RACE 12 - CLASSIFICATION

POS	NO	CL	PIC NAME	ENTRY	LAPS	TIME	GAP	DIFF	MPH	BEST	ON
1	94	B	1 Jon WOOLFITT	Spire GTR 1661	18	22:07.521			96.50	1:11.838	2
2	123	A	1 Richard WOOD	Holden Commodore 4994	18	22:13.735	6.214	6.214	96.05	1:12.368	2
3	6	A	2 Simon ALLAWAY	Lotus Esprit V8 5000	18	22:40.005	32.484	26.270	94.19	1:13.906	3
4	92	B	2 Stephen RILEY	Caterham 420R 2000	18	22:52.910	45.389	12.905	93.31	1:15.151	3
5	80	A	3 Richard RUDD	Ford Escort 2000	18	23:14.547	1:07.026	21.637	91.86	1:13.831	2
6	8	B	3 Darren OWEN	Ford Escort RSR 2400	18	23:23.928	1:16.407	9.381	91.24	1:16.281	3
7	27	A	4 Garry WARDLE	Seat Cupra 2000	17	22:28.483	1 Lap	1 Lap	89.71	1:18.175	5
8	56	E	1 Ian BAMBER	Ginetta G20 2000	17	22:57.257	1 Lap	28.774	87.84	1:19.150	4
9	30	B	4 Robert WAKELIN	Peugeot 205 2000	17	23:16.153	1 Lap	18.896	86.65	1:19.064	4
10	7	B	5 Connor MODRO	Ginetta G40 2000	17	23:16.163	1 Lap	0.010	86.65	1:18.946	15
11	23	B	6 Richard HALL	Caterham 420R 2000	16	22:10.079	2 Laps	1 Lap	85.60	1:21.155	16
12	77	E	2 Steven PARKER	BMW Compact 2496	16	22:25.823	2 Laps	15.744	84.60	1:22.137	13
13	87	B	7 David GREEN	Honda Civic 2000	16	22:29.347	2 Laps	3.524	84.37	1:22.195	13
14	20	A	5 James AUKLAND	Ford Capri 3907	16	22:33.109	2 Laps	3.762	84.14	1:21.979	4
15	65	B	8 Colin ROBINSON	Ford Escort 2500	16	22:59.043	2 Laps	25.934	82.56	1:22.490	9
16	75	F	1 Graeme SMITH	Mazda MX5 1598	16	23:32.162	2 Laps	33.119	80.62	1:26.632	4
17	118	D	1 Ric WALKER	Mini R56 JCW 1600	15	22:34.862	3 Laps	1 Lap	78.77	1:28.614	6
18	71	F	2 Dave BEECROFT	Citroen Saxo	15	22:35.181	3 Laps	0.319	78.75	1:26.950	9
19	84	E	3 Peter KOUKOULAS	Toyota MR2 Roadster 1800	15	22:42.931	3 Laps	7.750	78.31	1:29.065	15
20	34	F	3 Helen ALLEN	Ford Fiesta Zetec S 1600	14	22:50.864	4 Laps	1 Lap	72.66	1:33.837	10
21	37	F	4 Brian ALLEN	Ford Puma 1600	14	22:51.384	4 Laps	0.520	72.63	1:33.112	14
22	17	B	9 Allan SCOTT	Mazda F323 2000	14	23:14.029	4 Laps	22.645	71.45	1:26.950	6

NOT CLASSIFIED

DNF	1	E	Jamie CRYER	Ginetta G20 2000	14	19:19.845	4 Laps		85.88	1:19.052	3
DNF	175	A	Andrew SOUTHCOTT	MG Midget Lenham 2300	8	9:59.428	10 Laps	6 Laps	94.85	1:11.305	2
DNF	16	B	Ben ROBERTS	BMW E30 2000	8	11:12.217	10 Laps	1:12.789	84.58	1:21.727	5
DNF	88	B	Thomas FRANKLAND	Renault 5GT Turbo 1998	5	7:36.709	13 Laps	3 Laps	77.70	1:26.276	2
DNF	67	F	David BIRD	Toyota MR2 Mk1 1595	3	4:55.479	15 Laps	2 Laps	71.87	1:34.981	3

NOT STARTED

NS	45	D	Oliver THOMAS	Subaru Impreza 2000
----	----	---	---------------	---------------------

FASTEST LAP

175	A	Andrew SOUTHCOTT	MG Midget Lenham 2300	2	1:11.305	99.91 mph	160.80 kph
94	B	Jon WOOLFITT	Spire GTR 1661	2	1:11.838	99.17 mph	159.60 kph
1	E	Jamie CRYER	Ginetta G20 2000	3	1:19.052	90.12 mph	145.04 kph
75	F	Graeme SMITH	Mazda MX5 1598	4	1:26.632	82.24 mph	132.35 kph
118	D	Ric WALKER	Mini R56 JCW 1600	6	1:28.614	80.40 mph	129.39 kph

Car 45 - withdrawn

Weather / Track : Sunny / Dry

These results are provisional until the conclusion of any judicial and technical matters.

Race Distance: 18 Laps / 35.62 miles

Donington Park National: 1.9790 miles

Date: 21/08/2022 Start: 12:52 Finish: 13:14

Clerk Of Course : Ray Sumner	Stewards :	Timekeeper : Eric Cowcill
------------------------------	------------	---------------------------

Results can be found at www.tsl-timing.com

Printed - 13:21 Sunday, 21 August 2022

2022 CNC Heads Sports/Saloon Car Championship

RACE 12 - LAP CHART

LAP 1 @ 12:53:33.700			LAP 2 @ 12:54:45.538			LAP 3 @ 12:55:57.600			LAP 4 @ 12:57:11.176			LAP 5 @ 12:58:24.477		
NO	BEHIND	LAP TIME	NO	BEHIND	LAP TIME	NO	BEHIND	LAP TIME	NO	BEHIND	LAP TIME	NO	BEHIND	LAP TIME
94		1:16.353	94		1:11.838	175		1:11.777	175		1:13.576	94		1:12.694
175	0.818	1:17.171	175	0.285	1:11.305	94	0.410	1:12.472	94	0.607	1:13.773	175	0.831	1:14.132
123	2.584	1:18.937	123	3.114	1:12.368	123	3.467	1:12.415	67	1 Lap	1:34.981	84	1 Lap	1:29.537
80	4.258	1:20.611	80	6.251	1:13.831	80	8.267	1:14.078	123	3.286	1:13.395	123	4.800	1:14.815
6	5.057	1:21.410	6	7.356	1:14.137	6	9.200	1:13.906	17	1 Lap	1:46.697	71	1 Lap	1:31.478
8	6.589	1:22.942	92	11.041	1:15.892	92	14.130	1:15.151	34	1 Lap	1:36.302	6	12.703	1:16.167
92	6.987	1:23.340	8	11.554	1:16.803	8	15.773	1:16.281	80	9.317	1:14.626	80	13.375	1:17.359
1	9.397	1:25.750	27	16.288	1:18.551	27	23.450	1:19.224	6	9.837	1:14.213	17	1 Lap	1:27.712
27	9.575	1:25.928	1	17.506	1:19.947	1	24.496	1:19.052	37	1 Lap	1:40.173	92	18.331	1:15.715
56	10.366	1:26.719	56	18.490	1:19.962	56	25.704	1:19.276	92	15.917	1:15.363	8	23.997	1:18.577
30	10.403	1:26.756	30	18.634	1:20.069	30	25.953	1:19.381	8	18.721	1:16.524	34	1 Lap	1:38.105
16	12.175	1:28.528	16	22.184	1:21.847	16	32.583	1:22.461	27	28.201	1:18.327	27	33.075	1:18.175
7	12.821	1:29.174	7	22.614	1:21.631	7	33.020	1:22.468	1	30.171	1:19.251	1	36.088	1:19.218
23	14.161	1:30.514	23	23.705	1:21.382	23	34.398	1:22.755	56	31.278	1:19.150	56	37.132	1:19.155
77	15.719	1:32.072	87	26.985	1:22.752	87	38.036	1:23.113	30	31.441	1:19.064	37	1 Lap	1:40.226
87	16.071	1:32.424	77	28.345	1:24.464	77	40.412	1:24.129	7	41.003	1:21.559	30	37.448	1:19.308
65	17.109	1:33.462	65	29.033	1:23.762	65	41.272	1:24.301	16	41.722	1:22.715	7	48.824	1:21.122
88	17.864	1:34.217	88	32.302	1:26.276	20	43.333	1:22.757	23	43.293	1:22.471	16	50.148	1:21.727
75	19.531	1:35.884	20	32.638	1:23.632	88	47.548	1:27.308	87	47.815	1:23.355	23	52.431	1:22.439
20	20.844	1:37.197	75	34.701	1:27.008	75	49.518	1:26.879	77	50.052	1:23.216	87	59.218	1:24.704
118	22.264	1:38.617	118	39.132	1:28.706	118	56.162	1:29.092	65	50.835	1:23.139	20	1:01.124	1:22.689
84	23.844	1:40.197	84	41.848	1:29.842	71	1:00.673	1:29.821	20	51.736	1:21.979	65	1:01.595	1:24.061
71	24.124	1:40.477	17	42.529	1:29.057	84	1:01.429	1:31.643	88	1:01.110	1:27.138	77	1:02.367	1:25.616
17	25.310	1:41.663	71	42.914	1:30.628				75	1:02.574	1:26.632			
67	28.341	1:44.694	67	52.307	1:35.804				118	1:11.275	1:28.689			
37	30.187	1:46.540	37	55.801	1:37.452									
34	30.837	1:47.190	34	56.139	1:37.140									

2022 CNC Heads Sports/Saloon Car Championship

RACE 12 - LAP CHART

LAP 6 @ 12:59:36.814			LAP 7 @ 13:00:48.867			LAP 8 @ 13:02:02.546			LAP 9 @ 13:03:14.937			LAP 10 @ 13:04:29.807		
NO	BEHIND	LAP TIME	NO	BEHIND	LAP TIME	NO	BEHIND	LAP TIME	NO	BEHIND	LAP TIME	NO	BEHIND	LAP TIME
94		1:12.337	94		1:12.053	94		1:13.679	94		1:12.391	94		1:14.870
175	1.094	1:12.600	65	1 Lap	1:23.161	16	1 Lap	1:25.893	7	1 Lap	1:26.704	84	2 Laps	1:30.647
75	1 Lap	1:27.659	175	1.409	1:12.368	23	1 Lap	1:23.927	123	9.882	1:14.263	123	8.856	1:13.844
123	5.723	1:13.260	77	1 Lap	1:23.561	123	8.010	1:15.342	23	1 Lap	1:25.544	17	2 Laps	1:29.933
6	14.929	1:14.563	123	6.347	1:12.677	34	2 Laps	1:38.964	16	1 Lap	1:26.460	7	1 Lap	1:21.762
118	1 Lap	1:29.757	20	1 Lap	1:32.667	65	1 Lap	1:24.349	6	20.991	1:15.429	6	20.578	1:14.457
80	17.228	1:16.190	6	17.039	1:14.163	87	1 Lap	1:27.423	65	1 Lap	1:23.154	23	1 Lap	1:22.417
88	1 Lap	1:41.770 P	80	19.823	1:14.648	77	1 Lap	1:24.482	87	1 Lap	1:23.296	80	29.279	1:17.451
84	1 Lap	1:29.724	75	1 Lap	1:27.965	175	14.229	1:26.499 P	77	1 Lap	1:23.556	65	1 Lap	1:22.490
92	21.503	1:15.509	92	24.836	1:15.386	6	17.953	1:14.593	80	26.698	1:17.789	92	31.418	1:15.598
71	1 Lap	1:28.791	118	1 Lap	1:28.614	37	2 Laps	1:39.851	92	30.690	1:16.445	87	1 Lap	1:23.967
8	29.296	1:17.636	8	35.330	1:18.087	20	1 Lap	1:23.765	20	1 Lap	1:23.599	77	1 Lap	1:24.209
17	1 Lap	1:27.532	84	1 Lap	1:29.262	80	21.300	1:15.156	34	2 Laps	1:41.346	20	1 Lap	1:23.132
27	39.458	1:18.720	71	1 Lap	1:29.141	92	26.636	1:15.479	37	2 Laps	1:36.499	8	47.467	1:18.583
1	44.847	1:21.096	27	46.726	1:19.321	75	1 Lap	1:27.220	8	43.754	1:16.762	34	2 Laps	1:38.456
30	45.027	1:19.916	17	1 Lap	1:26.950	8	39.383	1:17.732	75	1 Lap	1:27.085	75	1 Lap	1:27.987
56	45.947	1:21.152	1	52.610	1:19.816	118	1 Lap	1:29.625	27	58.857	1:19.121	27	1:03.183	1:19.196
34	1 Lap	1:36.577	30	53.075	1:20.101	27	52.127	1:19.080	118	1 Lap	1:29.397	37	2 Laps	1:35.536
7	57.321	1:20.834	56	53.404	1:19.510	71	1 Lap	1:28.975	56	1:07.960	1:20.498	56	1:13.469	1:20.379
16	1:00.397	1:22.586	7	1:06.183	1:20.915	84	1 Lap	1:32.193	1	1:08.142	1:20.376			
23	1:02.951	1:22.857				56	59.853	1:20.128	30	1:08.700	1:20.657			
37	1 Lap	1:39.701				1	1:00.157	1:21.226	71	1 Lap	1:27.240			
87	1:09.912	1:23.031				30	1:00.434	1:21.038						
						17	1 Lap	1:32.076						

2022 CNC Heads Sports/Saloon Car Championship

RACE 12 - LAP CHART

LAP 11 @ 13:05:44.206			LAP 12 @ 13:06:58.768			LAP 13 @ 13:08:12.037			LAP 14 @ 13:09:25.409			LAP 15 @ 13:10:39.449		
NO	BEHIND	LAP TIME	NO	BEHIND	LAP TIME	NO	BEHIND	LAP TIME	NO	BEHIND	LAP TIME	NO	BEHIND	LAP TIME
94		1:14.399	94		1:14.562	94		1:13.269	94		1:13.372	94		1:14.040
1	1 Lap	1:21.827	75	2 Laps	1:30.111	123	10.170	1:16.618	27	1 Lap	1:19.803	20	2 Laps	1:23.193
30	1 Lap	1:21.862	56	1 Lap	1:20.155	56	1 Lap	1:20.157	123	10.125	1:13.327	65	2 Laps	1:30.664
118	2 Laps	1:29.634	1	1 Lap	1:19.938	1	1 Lap	1:21.875	56	1 Lap	1:19.829	123	9.126	1:13.041
71	2 Laps	1:26.950	30	1 Lap	1:19.588	30	1 Lap	1:21.769	1	1 Lap	1:19.092	27	1 Lap	1:18.419
123	8.196	1:13.739	123	6.821	1:13.187	75	2 Laps	1:28.139	30	1 Lap	1:19.217	56	1 Lap	1:21.121
84	2 Laps	1:29.128	34	3 Laps	1:34.360	6	24.221	1:14.908	6	27.239	1:16.390	17	4 Laps	3:12.837
6	21.184	1:15.005	37	3 Laps	1:35.406	34	3 Laps	1:33.837	75	2 Laps	1:27.199	6	29.101	1:15.902
7	1 Lap	1:23.204	71	2 Laps	1:29.807	37	3 Laps	1:34.550	92	40.551	1:17.041	92	42.847	1:16.336
17	2 Laps	1:30.418	6	22.582	1:15.960	80	36.742	1:18.218	80	42.300	1:18.930	75	2 Laps	1:28.364
23	1 Lap	1:22.097	118	2 Laps	1:34.058	92	36.882	1:15.944	34	3 Laps	1:35.977	80	50.703	1:22.443
80	30.119	1:15.239	7	1 Lap	1:21.098	118	2 Laps	1:29.054	7	1 Lap	1:21.856	30	1 Lap	1:44.329
92	32.708	1:15.689	84	2 Laps	1:29.561	7	1 Lap	1:25.935	37	3 Laps	1:36.738	7	1 Lap	1:19.556
65	1 Lap	1:22.653	80	31.793	1:16.236	71	2 Laps	1:35.595	118	2 Laps	1:29.325	1	1 Lap	1:51.381 P
87	1 Lap	1:22.522	92	34.207	1:16.061	84	2 Laps	1:29.066	23	1 Lap	1:22.872	23	1 Lap	1:22.305
77	1 Lap	1:22.417	23	1 Lap	1:23.067	23	1 Lap	1:22.678	71	2 Laps	1:27.764	8	1:08.204	1:20.542
20	1 Lap	1:22.796	65	1 Lap	1:23.313	8	57.342	1:16.920	8	1:01.702	1:17.732	118	2 Laps	1:30.157
8	50.229	1:17.161	87	1 Lap	1:22.513	87	1 Lap	1:23.632	84	2 Laps	1:31.266	34	3 Laps	1:37.859
27	1:07.463	1:18.679	77	1 Lap	1:22.383	77	1 Lap	1:23.278	87	1 Lap	1:22.195	71	2 Laps	1:30.323
			8	53.691	1:18.024	65	1 Lap	1:28.291	77	1 Lap	1:22.137			
			17	2 Laps	1:43.377 P	20	1 Lap	1:21.980						
			20	1 Lap	1:22.977									
			27	1:11.585	1:18.684									

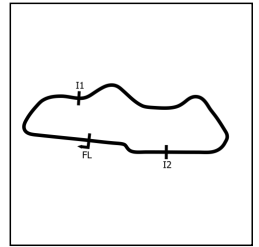
2022 CNC Heads Sports/Saloon Car Championship

RACE 12 - LAP CHART

LAP 16 @ 13:11:54.810			LAP 17 @ 13:13:09.562			LAP 18 @ 13:14:24.868		
NO	BEHIND	LAP TIME	NO	BEHIND	LAP TIME	NO	BEHIND	LAP TIME
94		1:15.361	94		1:14.752	94		1:15.306
87	2 Laps	1:23.829	123	8.119	1:15.971	23	2 Laps	1:21.155
77	2 Laps	1:24.155	77	2 Laps	1:23.249	123	6.214	1:13.401
37	4 Laps	1:39.466	87	2 Laps	1:25.276	77	2 Laps	1:22.899
84	3 Laps	1:30.462	118	3 Laps	1:30.933	27	1 Lap	1:18.578
123	6.900	1:13.135	71	3 Laps	1:30.048	87	2 Laps	1:25.315
20	2 Laps	1:22.139	20	2 Laps	1:25.185	20	2 Laps	1:23.422
27	1 Lap	1:18.461	27	1 Lap	1:20.216	118	3 Laps	1:29.204
65	2 Laps	1:38.452	84	3 Laps	1:31.338	71	3 Laps	1:28.143
6	30.047	1:16.307	34	4 Laps	1:40.567	6	32.484	1:16.790
56	1 Lap	1:24.031	37	4 Laps	1:36.134	84	3 Laps	1:29.065
17	4 Laps	1:28.593	6	31.000	1:15.705	34	4 Laps	1:34.184
92	42.882	1:15.396	65	2 Laps	1:24.920	37	4 Laps	1:33.112
80	55.703	1:20.361	56	1 Lap	1:21.238	92	45.389	1:16.517
30	1 Lap	1:21.061	92	44.178	1:16.048	56	1 Lap	1:24.797
75	2 Laps	1:27.507	17	4 Laps	1:27.307	65	2 Laps	1:28.871
7	1 Lap	1:18.946	80	1:02.576	1:21.625	17	4 Laps	1:29.877
8	1:10.883	1:18.040	30	1 Lap	1:20.977	80	1:07.026	1:19.756
23	1 Lap	1:21.599	7	1 Lap	1:19.456	30	1 Lap	1:21.060
			75	2 Laps	1:28.398	7	1 Lap	1:19.943
			8	1:13.869	1:17.738	8	1:16.407	1:17.844
						75	2 Laps	1:28.125

2022 CNC Heads Sports/Saloon Car Championship

RACE 12 - SECTOR ANALYSIS



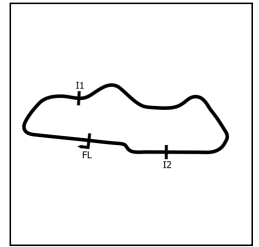
SECTOR 1 = FL to I1, SECTOR 2 = I1 to I2, SECTOR 3 = I2 to FL, DIFF = Difference To Personal Best Lap, P = Crossed Finish Line in Pit Lane, D = Time Disallowed

P1 94 B Jon WOOLFITT		Spire GTR 1661					
IDEAL LAP TIME : 1:11.469		BEST LAP TIME : 1:11.838		DIFFERENCE : 0.369			
LAP	SECTOR 1	SECTOR 2	SECTOR 3	LAP TIME	MPH	DIFF	TIME OF DAY
1 -		38.129	13.015	1:16.353	93.31	4.515	12:53:33.700
2 -	20.734	38.139	12.965	1:11.838 (1)	99.17		12:54:45.538
3 -	21.234	38.354	12.884	1:12.472	98.30	0.634	12:55:58.010
4 -	20.539	40.189	13.045	1:13.773	96.57	1.935	12:57:11.783
5 -	20.702	38.463	13.529	1:12.694	98.00	0.856	12:58:24.477
6 -	21.049	38.380	12.908	1:12.337 (3)	98.49	0.499	12:59:36.814
7 -	20.539	38.121	13.393	1:12.053 (2)	98.88	0.215	13:00:48.867
8 -	21.212	38.541	13.926	1:13.679	96.69	1.841	13:02:02.546
9 -	20.736	38.046	13.609	1:12.391	98.41	0.553	13:03:14.937
10 -	21.043	40.220	13.607	1:14.870	95.16	3.032	13:04:29.807
11 -	21.202	39.396	13.801	1:14.399	95.76	2.561	13:05:44.206
12 -	21.256	39.552	13.754	1:14.562	95.55	2.724	13:06:58.768
13 -	21.098	39.001	13.170	1:13.269	97.23	1.431	13:08:12.037
14 -	20.888	38.977	13.507	1:13.372	97.10	1.534	13:09:25.409
15 -	21.164	39.102	13.774	1:14.040	96.22	2.202	13:10:39.449
16 -	20.894	40.976	13.491	1:15.361	94.54	3.523	13:11:54.810
17 -	21.481	39.512	13.759	1:14.752	95.31	2.914	13:13:09.562
18 -	21.017	39.723	14.566	1:15.306	94.60	3.468	13:14:24.868

P2 123 A Richard WOOD		Holden Commodore 4994					
IDEAL LAP TIME : 1:11.932		BEST LAP TIME : 1:12.368		DIFFERENCE : 0.436			
LAP	SECTOR 1	SECTOR 2	SECTOR 3	LAP TIME	MPH	DIFF	TIME OF DAY
1 -		39.546	13.196	1:18.937	90.25	6.569	12:53:36.284
2 -	20.624	38.616	13.128	1:12.368 (1)	98.45		12:54:48.652
3 -	20.529	38.717	13.169	1:12.415 (2)	98.38	0.047	12:56:01.067
4 -	20.754	39.198	13.443	1:13.395	97.07	1.027	12:57:14.462
5 -	20.651	38.395	15.769	1:14.815	95.23	2.447	12:58:29.277
6 -	21.145	39.062	13.053	1:13.260	97.25	0.892	12:59:42.537
7 -	20.503	39.120	13.054	1:12.677 (3)	98.03	0.309	13:00:55.214
8 -	20.484	41.132	13.726	1:15.342	94.56	2.974	13:02:10.556
9 -	21.025	39.684	13.554	1:14.263	95.93	1.895	13:03:24.819
10 -	21.288	39.130	13.426	1:13.844	96.48	1.476	13:04:38.663
11 -	20.858	39.659	13.222	1:13.739	96.61	1.371	13:05:52.402
12 -	20.967	38.897	13.323	1:13.187	97.34	0.819	13:07:05.589
13 -	23.121	40.188	13.309	1:16.618	92.98	4.250	13:08:22.207
14 -	20.731	39.066	13.530	1:13.327	97.16	0.959	13:09:35.534
15 -	20.784	38.775	13.482	1:13.041	97.54	0.673	13:10:48.575
16 -	21.078	38.961	13.096	1:13.135	97.41	0.767	13:12:01.710
17 -	21.506	41.112	13.353	1:15.971	93.78	3.603	13:13:17.681
18 -	20.946	38.781	13.674	1:13.401	97.06	1.033	13:14:31.082

2022 CNC Heads Sports/Saloon Car Championship

RACE 12 - SECTOR ANALYSIS



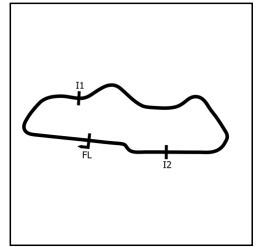
SECTOR 1 = FL to I1, SECTOR 2 = I1 to I2, SECTOR 3 = I2 to FL, DIFF = Difference To Personal Best Lap, P = Crossed Finish Line in Pit Lane, D = Time Disallowed

P3		6 A		Simon ALLAWAY		Lotus Esprit V8 5000	
IDEAL LAP TIME : 1:13.685		BEST LAP TIME : 1:13.906		DIFFERENCE : 0.221			
LAP	SECTOR 1	SECTOR 2	SECTOR 3	LAP TIME	MPH	DIFF	TIME OF DAY
1 -		40.745	13.605	1:21.410	87.51	7.504	12:53:38.757
2 -	20.781	39.649	13.707	1:14.137 (2)	96.10	0.231	12:54:52.894
3 -	20.751	39.622	13.533	1:13.906 (1)	96.40		12:56:06.800
4 -	20.780	39.609	13.824	1:14.213	96.00	0.307	12:57:21.013
5 -	21.307	41.236	13.624	1:16.167	93.53	2.261	12:58:37.180
6 -	20.982	40.028	13.553	1:14.563	95.55	0.657	12:59:51.743
7 -	20.888	39.777	13.498	1:14.163 (3)	96.06	0.257	13:01:05.906
8 -	20.613	39.675	14.305	1:14.593	95.51	0.687	13:02:20.499
9 -	21.033	40.386	14.010	1:15.429	94.45	1.523	13:03:35.928
10 -	20.878	39.832	13.747	1:14.457	95.68	0.551	13:04:50.385
11 -	20.578	40.854	13.573	1:15.005	94.98	1.099	13:06:05.390
12 -	20.853	41.380	13.727	1:15.960	93.79	2.054	13:07:21.350
13 -	20.773	40.448	13.687	1:14.908	95.11	1.002	13:08:36.258
14 -	20.886	41.420	14.084	1:16.390	93.26	2.484	13:09:52.648
15 -	20.749	41.299	13.854	1:15.902	93.86	1.996	13:11:08.550
16 -	22.128	40.617	13.562	1:16.307	93.36	2.401	13:12:24.857
17 -	21.392	40.554	13.759	1:15.705	94.11	1.799	13:13:40.562
18 -	21.430	41.679	13.681	1:16.790	92.78	2.884	13:14:57.352

P4		92 B		Stephen RILEY		Caterham 420R 2000	
IDEAL LAP TIME : 1:14.876		BEST LAP TIME : 1:15.151		DIFFERENCE : 0.275			
LAP	SECTOR 1	SECTOR 2	SECTOR 3	LAP TIME	MPH	DIFF	TIME OF DAY
1 -		42.225	13.621	1:23.340	85.48	8.189	12:53:40.687
2 -	21.629	40.660	13.603	1:15.892	93.87	0.741	12:54:56.579
3 -	21.705	39.981	13.465	1:15.151 (1)	94.80		12:56:11.730
4 -	21.773	40.270	13.320	1:15.363 (2)	94.53	0.212	12:57:27.093
5 -	21.631	40.713	13.371	1:15.715	94.09	0.564	12:58:42.808
6 -	21.840	40.172	13.497	1:15.509	94.35	0.358	12:59:58.317
7 -	21.820	40.118	13.448	1:15.386 (3)	94.50	0.235	13:01:13.703
8 -	21.646	40.356	13.477	1:15.479	94.39	0.328	13:02:29.182
9 -	21.705	40.513	14.227	1:16.445	93.19	1.294	13:03:45.627
10 -	21.830	40.026	13.742	1:15.598	94.24	0.447	13:05:01.225
11 -	21.787	40.397	13.505	1:15.689	94.13	0.538	13:06:16.914
12 -	21.613	41.069	13.379	1:16.061	93.67	0.910	13:07:32.975
13 -	21.575	40.231	14.138	1:15.944	93.81	0.793	13:08:48.919
14 -	22.118	41.025	13.898	1:17.041	92.47	1.890	13:10:05.960
15 -	21.821	41.110	13.405	1:16.336	93.33	1.185	13:11:22.296
16 -	21.799	40.179	13.418	1:15.396	94.49	0.245	13:12:37.692
17 -	21.844	40.715	13.489	1:16.048	93.68	0.897	13:13:53.740
18 -	21.765	41.052	13.700	1:16.517	93.11	1.366	13:15:10.257

2022 CNC Heads Sports/Saloon Car Championship

RACE 12 - SECTOR ANALYSIS



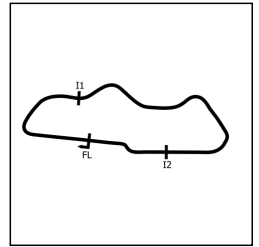
SECTOR 1 = FL to I1, SECTOR 2 = I1 to I2, SECTOR 3 = I2 to FL, DIFF = Difference To Personal Best Lap, P = Crossed Finish Line in Pit Lane, D = Time Disallowed

P5 80 A		Richard RUDD		Ford Escort 2000			
IDEAL LAP TIME : 1:13.573		BEST LAP TIME : 1:13.831		DIFFERENCE : 0.258			
LAP	SECTOR 1	SECTOR 2	SECTOR 3	LAP TIME	MPH	DIFF	TIME OF DAY
1 -		40.495	13.634	1:20.611	88.38	6.780	12:53:37.958
2 -	20.801	39.730	13.300	1:13.831 (1)	96.49		12:54:51.789
3 -	20.801	39.820	13.457	1:14.078 (2)	96.17	0.247	12:56:05.867
4 -	20.766	39.730	14.130	1:14.626 (3)	95.47	0.795	12:57:20.493
5 -	21.894	41.851	13.614	1:17.359	92.09	3.528	12:58:37.852
6 -	21.062	40.565	14.563	1:16.190	93.51	2.359	12:59:54.042
7 -	21.100	39.507	14.041	1:14.648	95.44	0.817	13:01:08.690
8 -	21.408	40.196	13.552	1:15.156	94.79	1.325	13:02:23.846
9 -	22.165	41.729	13.895	1:17.789	91.58	3.958	13:03:41.635
10 -	21.581	41.847	14.023	1:17.451	91.98	3.620	13:04:59.086
11 -	21.467	40.242	13.530	1:15.239	94.69	1.408	13:06:14.325
12 -	21.098	41.605	13.533	1:16.236	93.45	2.405	13:07:30.561
13 -	21.145	40.697	16.376	1:18.218	91.08	4.387	13:08:48.779
14 -	22.002	41.368	15.560	1:18.930	90.26	5.099	13:10:07.709
15 -	22.788	44.429	15.226	1:22.443	86.41	8.612	13:11:30.152
16 -	22.256	42.398	15.707	1:20.361	88.65	6.530	13:12:50.513
17 -	23.975	42.567	15.083	1:21.625	87.28	7.794	13:14:12.138
18 -	22.754	42.178	14.824	1:19.756	89.33	5.925	13:15:31.894

P6 8 B		Darren OWEN		Ford Escort RSR 2400			
IDEAL LAP TIME : 1:16.007		BEST LAP TIME : 1:16.281		DIFFERENCE : 0.274			
LAP	SECTOR 1	SECTOR 2	SECTOR 3	LAP TIME	MPH	DIFF	TIME OF DAY
1 -		41.865	13.777	1:22.942	85.89	6.661	12:53:40.289
2 -	21.732	40.887	14.184	1:16.803	92.76	0.522	12:54:57.092
3 -	21.659	40.612	14.010	1:16.281 (1)	93.39		12:56:13.373
4 -	21.657	41.129	13.738	1:16.524 (2)	93.10	0.243	12:57:29.897
5 -	21.842	42.605	14.130	1:18.577	90.67	2.296	12:58:48.474
6 -	21.758	41.781	14.097	1:17.636	91.76	1.355	13:00:06.110
7 -	22.029	42.012	14.046	1:18.087	91.23	1.806	13:01:24.197
8 -	22.137	41.503	14.092	1:17.732	91.65	1.451	13:02:41.929
9 -	21.843	41.147	13.772	1:16.762 (3)	92.81	0.481	13:03:58.691
10 -	22.548	41.843	14.192	1:18.583	90.66	2.302	13:05:17.274
11 -	21.930	41.278	13.953	1:17.161	92.33	0.880	13:06:34.435
12 -	21.871	42.056	14.097	1:18.024	91.31	1.743	13:07:52.459
13 -	21.740	40.696	14.484	1:16.920	92.62	0.639	13:09:09.379
14 -	22.150	41.336	14.246	1:17.732	91.65	1.451	13:10:27.111
15 -	22.877	43.685	13.980	1:20.542	88.45	4.261	13:11:47.653
16 -	22.342	41.300	14.398	1:18.040	91.29	1.759	13:13:05.693
17 -	22.011	41.680	14.047	1:17.738	91.64	1.457	13:14:23.431
18 -	22.531	41.242	14.071	1:17.844	91.52	1.563	13:15:41.275

2022 CNC Heads Sports/Saloon Car Championship

RACE 12 - SECTOR ANALYSIS



SECTOR 1 = FL to I1, SECTOR 2 = I1 to I2, SECTOR 3 = I2 to FL, DIFF = Difference To Personal Best Lap, P = Crossed Finish Line in Pit Lane, D = Time Disallowed

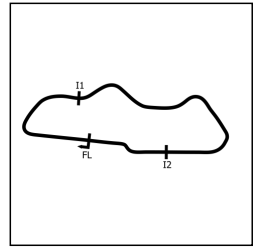
P7 27 A		Garry WARDLE		Seat Cupra 2000			
IDEAL LAP TIME : 1:17.913		BEST LAP TIME : 1:18.175		DIFFERENCE : 0.262			
LAP	SECTOR 1	SECTOR 2	SECTOR 3	LAP TIME	MPH	DIFF	TIME OF DAY
1 -		42.379	14.520	1:25.928	82.91	7.753	12:53:43.275
2 -	22.312	41.600	14.639	1:18.551	90.70	0.376	12:55:01.826
3 -	22.429	42.259	14.536	1:19.224	89.93	1.049	12:56:21.050
4 -	22.245	41.757	14.325	1:18.327 (2)	90.96	0.152	12:57:39.377
5 -	22.258	41.763	14.154	1:18.175 (1)	91.13		12:58:57.552
6 -	22.545	41.786	14.389	1:18.720	90.50	0.545	13:00:16.272
7 -	22.554	42.456	14.311	1:19.321	89.82	1.146	13:01:35.593
8 -	22.242	42.578	14.260	1:19.080	90.09	0.905	13:02:54.673
9 -	22.238	42.288	14.595	1:19.121	90.04	0.946	13:04:13.794
10 -	22.577	42.179	14.440	1:19.196	89.96	1.021	13:05:32.990
11 -	22.674	41.702	14.303	1:18.679	90.55	0.504	13:06:51.669
12 -	22.353	42.014	14.317	1:18.684	90.54	0.509	13:08:10.353
13 -	23.126	41.975	14.702	1:19.803	89.27	1.628	13:09:30.156
14 -	22.369	41.815	14.235	1:18.419 (3)	90.85	0.244	13:10:48.575
15 -	22.504	41.701	14.256	1:18.461	90.80	0.286	13:12:07.036
16 -	22.159	43.533	14.524	1:20.216	88.81	2.041	13:13:27.252
17 -	22.321	41.861	14.396	1:18.578	90.66	0.403	13:14:45.830

P8 56 E		Ian BAMBER		Ginetta G20 2000			
IDEAL LAP TIME : 1:19.046		BEST LAP TIME : 1:19.150		DIFFERENCE : 0.104			
LAP	SECTOR 1	SECTOR 2	SECTOR 3	LAP TIME	MPH	DIFF	TIME OF DAY
1 -		43.018	15.373	1:26.719	82.15	7.569	12:53:44.066
2 -	22.979	42.761	14.222	1:19.962	89.10	0.812	12:55:04.028
3 -	22.632	42.593	14.051	1:19.276 (3)	89.87	0.126	12:56:23.304
4 -	22.733	42.383	14.034	1:19.150 (1)	90.01		12:57:42.454
5 -	22.645	42.457	14.053	1:19.155 (2)	90.00	0.005	12:59:01.609
6 -	23.143	43.978	14.031	1:21.152	87.79	2.002	13:00:22.761
7 -	22.818	42.580	14.112	1:19.510	89.60	0.360	13:01:42.271
8 -	22.782	43.041	14.305	1:20.128	88.91	0.978	13:03:02.399
9 -	22.786	42.959	14.753	1:20.498	88.50	1.348	13:04:22.897
10 -	22.953	43.224	14.202	1:20.379	88.63	1.229	13:05:43.276
11 -	23.010	42.794	14.351	1:20.155	88.88	1.005	13:07:03.431
12 -	23.074	42.963	14.120	1:20.157	88.88	1.007	13:08:23.588
13 -	22.887	42.505	14.437	1:19.829	89.24	0.679	13:09:43.417
14 -	22.815	43.482	14.824	1:21.121	87.82	1.971	13:11:04.538
15 -	23.990	45.557	14.484	1:24.031	84.78	4.881	13:12:28.569
16 -	23.055	43.846	14.337	1:21.238	87.70	2.088	13:13:49.807
17 -	22.958	44.303	17.536	1:24.797	84.01	5.647	13:15:14.604

P9 30 B		Robert WAKELIN		Peugeot 205 2000			
IDEAL LAP TIME : 1:18.725		BEST LAP TIME : 1:19.064		DIFFERENCE : 0.339			
LAP	SECTOR 1	SECTOR 2	SECTOR 3	LAP TIME	MPH	DIFF	TIME OF DAY
1 -		43.178	14.342	1:26.756	82.12	7.692	12:53:44.103
2 -	23.249	42.736	14.084	1:20.069	88.98	1.005	12:55:04.172
3 -	22.805	42.492	14.084	1:19.381	89.75	0.317	12:56:23.553
4 -	22.673	42.440	13.951	1:19.064 (1)	90.11		12:57:42.617
5 -	22.748	42.359	14.201	1:19.308 (3)	89.83	0.244	12:59:01.925
6 -	23.078	42.868	13.970	1:19.916	89.15	0.852	13:00:21.841
7 -	23.185	42.418	14.498	1:20.101	88.94	1.037	13:01:41.942
8 -	23.361	43.673	14.004	1:21.038	87.91	1.974	13:03:02.980
9 -	22.750	43.205	14.702	1:20.657	88.33	1.593	13:04:23.637
10 -	22.693	43.196	15.973	1:21.862	87.03	2.798	13:05:45.499
11 -	22.672	42.619	14.297	1:19.588	89.51	0.524	13:07:05.087
12 -	23.878	42.895	14.996	1:21.769	87.13	2.705	13:08:26.856
13 -	23.110	42.102	14.005	1:19.217 (2)	89.93	0.153	13:09:46.073
14 -	22.925	1:06.681	14.723	1:44.329	68.29	25.265	13:11:30.402
15 -	23.777	42.949	14.335	1:21.061	87.89	1.997	13:12:51.463
16 -	23.480	43.254	14.243	1:20.977	87.98	1.913	13:14:12.440
17 -	23.114	43.720	14.226	1:21.060	87.89	1.996	13:15:33.500

2022 CNC Heads Sports/Saloon Car Championship

RACE 12 - SECTOR ANALYSIS



SECTOR 1 = FL to I1, SECTOR 2 = I1 to I2, SECTOR 3 = I2 to FL, DIFF = Difference To Personal Best Lap, P = Crossed Finish Line in Pit Lane, D = Time Disallowed

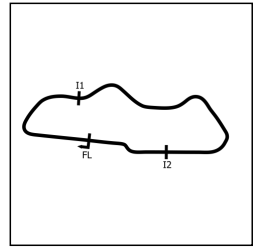
P10		7 B		Connor MODRO		Ginetta G40 2000	
IDEAL LAP TIME : 1:18.681		BEST LAP TIME : 1:18.946		DIFFERENCE : 0.265			
LAP	SECTOR 1	SECTOR 2	SECTOR 3	LAP TIME	MPH	DIFF	TIME OF DAY
1 -		44.719	14.198	1:29.174	79.89	10.228	12:53:46.521
2 -	23.514	43.609	14.508	1:21.631	87.27	2.685	12:55:08.152
3 -	23.668	44.430	14.370	1:22.468	86.39	3.522	12:56:30.620
4 -	23.412	43.757	14.390	1:21.559	87.35	2.613	12:57:52.179
5 -	23.944	42.959	14.219	1:21.122	87.82	2.176	12:59:13.301
6 -	23.336	43.372	14.126	1:20.834	88.13	1.888	13:00:34.135
7 -	23.812	42.926	14.177	1:20.915	88.05	1.969	13:01:55.050
8 -	23.113	42.578	21.013	1:26.704	82.17	7.758	13:03:21.754
9 -	24.588	42.873	14.301	1:21.762	87.13	2.816	13:04:43.516
10 -	23.293	44.778	15.133	1:23.204	85.62	4.258	13:06:06.720
11 -	23.373	42.992	14.733	1:21.098	87.85	2.152	13:07:27.818
12 -	23.402	43.541	18.992	1:25.935	82.90	6.989	13:08:53.753
13 -	24.158	43.128	14.570	1:21.856	87.03	2.910	13:10:15.609
14 -	23.330	42.166	14.060	1:19.556 (3)	89.55	0.610	13:11:35.165
15 -	23.081	41.955	13.910	1:18.946 (1)	90.24		13:12:54.111
16 -	22.995	42.359	14.102	1:19.456 (2)	89.66	0.510	13:14:13.567
17 -	22.816	42.784	14.343	1:19.943	89.12	0.997	13:15:33.510

P11		23 B		Richard HALL		Caterham 420R 2000	
IDEAL LAP TIME : 1:20.384		BEST LAP TIME : 1:21.155		DIFFERENCE : 0.771			
LAP	SECTOR 1	SECTOR 2	SECTOR 3	LAP TIME	MPH	DIFF	TIME OF DAY
1 -		45.836	14.944	1:30.514	78.71	9.359	12:53:47.861
2 -	23.121	43.861	14.400	1:21.382 (2)	87.54	0.227	12:55:09.243
3 -	23.112	44.264	15.379	1:22.755	86.09	1.600	12:56:31.998
4 -	23.875	43.826	14.770	1:22.471	86.38	1.316	12:57:54.469
5 -	23.323	44.418	14.698	1:22.439	86.42	1.284	12:59:16.908
6 -	23.037	44.040	15.780	1:22.857	85.98	1.702	13:00:39.765
7 -	23.739	44.880	15.308	1:23.927	84.89	2.772	13:02:03.692
8 -	24.056	45.219	16.269	1:25.544	83.28	4.389	13:03:29.236
9 -	23.816	43.658	14.943	1:22.417	86.44	1.262	13:04:51.653
10 -	23.468	43.779	14.850	1:22.097	86.78	0.942	13:06:13.750
11 -	23.353	45.242	14.472	1:23.067	85.76	1.912	13:07:36.817
12 -	23.401	43.652	15.625	1:22.678	86.17	1.523	13:08:59.495
13 -	24.889	43.467	14.516	1:22.872	85.97	1.717	13:10:22.367
14 -	23.846	43.688	14.771	1:22.305	86.56	1.150	13:11:44.672
15 -	23.182	43.591	14.826	1:21.599 (3)	87.31	0.444	13:13:06.271
16 -	22.517	43.653	14.985	1:21.155 (1)	87.79		13:14:27.426

P12		77 E		Steven PARKER		BMW Compact 2496	
IDEAL LAP TIME : 1:21.833		BEST LAP TIME : 1:22.137		DIFFERENCE : 0.304			
LAP	SECTOR 1	SECTOR 2	SECTOR 3	LAP TIME	MPH	DIFF	TIME OF DAY
1 -		45.547	15.274	1:32.072	77.38	9.935	12:53:49.419
2 -	24.756	44.347	15.361	1:24.464	84.35	2.327	12:55:13.883
3 -	24.127	44.602	15.400	1:24.129	84.68	1.992	12:56:38.012
4 -	23.919	43.950	15.347	1:23.216	85.61	1.079	12:58:01.228
5 -	24.987	45.293	15.336	1:25.616	83.21	3.479	12:59:26.844
6 -	24.101	43.987	15.473	1:23.561	85.26	1.424	13:00:50.405
7 -	24.006	45.105	15.371	1:24.482	84.33	2.345	13:02:14.887
8 -	24.032	44.105	15.419	1:23.556	85.26	1.419	13:03:38.443
9 -	24.069	44.799	15.341	1:24.209	84.60	2.072	13:05:02.652
10 -	23.740	43.705	14.972	1:22.417 (3)	86.44	0.280	13:06:25.069
11 -	23.843	43.382	15.158	1:22.383 (2)	86.48	0.246	13:07:47.452
12 -	23.812	43.820	15.646	1:23.278	85.55	1.141	13:09:10.730
13 -	23.843	43.121	15.173	1:22.137 (1)	86.74		13:10:32.867
14 -	23.955	45.197	15.003	1:24.155	84.66	2.018	13:11:57.022
15 -	24.185	43.988	15.076	1:23.249	85.58	1.112	13:13:20.271
16 -	24.025	43.337	15.537	1:22.899	85.94	0.762	13:14:43.170

2022 CNC Heads Sports/Saloon Car Championship

RACE 12 - SECTOR ANALYSIS



SECTOR 1 = FL to I1, SECTOR 2 = I1 to I2, SECTOR 3 = I2 to FL, DIFF = Difference To Personal Best Lap, P = Crossed Finish Line in Pit Lane, D = Time Disallowed

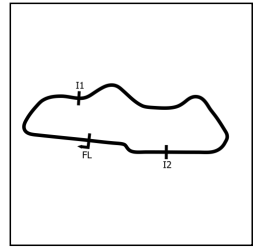
P13 87 B		David GREEN		Honda Civic 2000			
IDEAL LAP TIME : 1:21.508		BEST LAP TIME : 1:22.195		DIFFERENCE : 0.687			
LAP	SECTOR 1	SECTOR 2	SECTOR 3	LAP TIME	MPH	DIFF	TIME OF DAY
1 -		45.506	15.049	1:32.424	77.08	10.229	12:53:49.771
2 -	24.097	43.691	14.964	1:22.752	86.09	0.557	12:55:12.523
3 -	24.121	44.050	14.942	1:23.113	85.72	0.918	12:56:35.636
4 -	23.859	44.532	14.964	1:23.355	85.47	1.160	12:57:58.991
5 -	24.856	44.509	15.339	1:24.704	84.11	2.509	12:59:23.695
6 -	24.045	43.900	15.086	1:23.031	85.80	0.836	13:00:46.726
7 -	24.337	47.823	15.263	1:27.423	81.49	5.228	13:02:14.149
8 -	24.303	43.848	15.145	1:23.296	85.53	1.101	13:03:37.445
9 -	24.883	44.236	14.848	1:23.967	84.85	1.772	13:05:01.412
10 -	24.038	43.998	14.486	1:22.522 (3)	86.33	0.327	13:06:23.934
11 -	23.941	43.801	14.771	1:22.513 (2)	86.34	0.318	13:07:46.447
12 -	23.959	44.268	15.405	1:23.632	85.19	1.437	13:09:10.079
13 -	23.860	43.431	14.904	1:22.195 (1)	86.67		13:10:32.274
14 -	24.001	44.974	14.854	1:23.829	84.99	1.634	13:11:56.103
15 -	24.330	46.031	14.915	1:25.276	83.54	3.081	13:13:21.379
16 -	23.591	46.491	15.233	1:25.315	83.50	3.120	13:14:46.694

P14 20 A		James AUKLAND		Ford Capri 3907			
IDEAL LAP TIME : 1:21.620		BEST LAP TIME : 1:21.979		DIFFERENCE : 0.359			
LAP	SECTOR 1	SECTOR 2	SECTOR 3	LAP TIME	MPH	DIFF	TIME OF DAY
1 -		46.669	15.283	1:37.197	73.30	15.218	12:53:54.544
2 -	24.301	43.984	15.347	1:23.632	85.19	1.653	12:55:18.176
3 -	23.966	43.772	15.019	1:22.757	86.09	0.778	12:56:40.933
4 -	23.636	43.404	14.939	1:21.979 (1)	86.90		12:58:02.912
5 -	23.731	43.923	15.035	1:22.689	86.16	0.710	12:59:25.601
6 -	23.365	53.859	15.443	1:32.667	76.88	10.688	13:00:58.268
7 -	23.833	44.613	15.319	1:23.765	85.05	1.786	13:02:22.033
8 -	23.736	44.534	15.329	1:23.599	85.22	1.620	13:03:45.632
9 -	23.842	43.974	15.316	1:23.132	85.70	1.153	13:05:08.764
10 -	23.697	43.946	15.153	1:22.796	86.05	0.817	13:06:31.560
11 -	23.728	44.398	14.851	1:22.977	85.86	0.998	13:07:54.537
12 -	23.434	43.615	14.931	1:21.980 (2)	86.90	0.001	13:09:16.517
13 -	23.869	44.192	15.132	1:23.193	85.63	1.214	13:10:39.710
14 -	23.436	43.675	15.028	1:22.139 (3)	86.73	0.160	13:12:01.849
15 -	24.954	45.330	14.901	1:25.185	83.63	3.206	13:13:27.034
16 -	23.822	44.702	14.898	1:23.422	85.40	1.443	13:14:50.456

P15 65 B		Colin ROBINSON		Ford Escort 2500			
IDEAL LAP TIME :		BEST LAP TIME : 1:22.490		DIFFERENCE :			
LAP	SECTOR 1	SECTOR 2	SECTOR 3	LAP TIME	MPH	DIFF	TIME OF DAY
1 -				1:33.462	76.22	10.972	12:53:50.809
2 -				1:23.762	85.05	1.272	12:55:14.571
3 -				1:24.301	84.51	1.811	12:56:38.872
4 -				1:23.139 (3)	85.69	0.649	12:58:02.011
5 -				1:24.061	84.75	1.571	12:59:26.072
6 -				1:23.161	85.67	0.671	13:00:49.233
7 -				1:24.349	84.46	1.859	13:02:13.582
8 -				1:23.154	85.68	0.664	13:03:36.736
9 -				1:22.490 (1)	86.36		13:04:59.226
10 -				1:22.653 (2)	86.19	0.163	13:06:21.879
11 -				1:23.313	85.51	0.823	13:07:45.192
12 -				1:28.291	80.69	5.801	13:09:13.483
13 -				1:30.664	78.58	8.174	13:10:44.147
14 -				1:38.452	72.36	15.962	13:12:22.599
15 -				1:24.920	83.89	2.430	13:13:47.519
16 -				1:28.871	80.16	6.381	13:15:16.390

2022 CNC Heads Sports/Saloon Car Championship

RACE 12 - SECTOR ANALYSIS



SECTOR 1 = FL to I1, SECTOR 2 = I1 to I2, SECTOR 3 = I2 to FL, DIFF = Difference To Personal Best Lap, P = Crossed Finish Line in Pit Lane, D = Time Disallowed

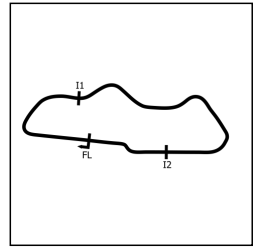
P16 75 F		Graeme SMITH		Mazda MX5 1598			
IDEAL LAP TIME : 1:26.407		BEST LAP TIME : 1:26.632		DIFFERENCE : 0.225			
LAP	SECTOR 1	SECTOR 2	SECTOR 3	LAP TIME	MPH	DIFF	TIME OF DAY
1 -		46.871	15.398	1:35.884	74.30	9.252	12:53:53.231
2 -	25.408	46.326	15.274	1:27.008 (3)	81.88	0.376	12:55:20.239
3 -	25.376	46.086	15.417	1:26.879 (2)	82.00	0.247	12:56:47.118
4 -	25.047	46.121	15.464	1:26.632 (1)	82.24		12:58:13.750
5 -	25.257	46.974	15.428	1:27.659	81.27	1.027	12:59:41.409
6 -	25.561	46.824	15.580	1:27.965	80.99	1.333	13:01:09.374
7 -	25.596	46.257	15.367	1:27.220	81.68	0.588	13:02:36.594
8 -	25.217	46.572	15.296	1:27.085	81.81	0.453	13:04:03.679
9 -	25.404	46.814	15.769	1:27.987	80.97	1.355	13:05:31.666
10 -	25.880	46.441	17.790	1:30.111	79.06	3.479	13:07:01.777
11 -	26.459	46.381	15.299	1:28.139	80.83	1.507	13:08:29.916
12 -	25.168	46.433	15.598	1:27.199	81.70	0.567	13:09:57.115
13 -	25.423	47.494	15.447	1:28.364	80.62	1.732	13:11:25.479
14 -	25.513	46.623	15.371	1:27.507	81.41	0.875	13:12:52.986
15 -	25.696	46.736	15.966	1:28.398	80.59	1.766	13:14:21.384
16 -	25.623	46.770	15.732	1:28.125	80.84	1.493	13:15:49.509

P17 118 D		Ric WALKER		Mini R56 JCW 1600			
IDEAL LAP TIME : 1:27.481		BEST LAP TIME : 1:28.614		DIFFERENCE : 1.133			
LAP	SECTOR 1	SECTOR 2	SECTOR 3	LAP TIME	MPH	DIFF	TIME OF DAY
1 -		48.803	16.566	1:38.617	72.24	10.003	12:53:55.964
2 -	25.515	47.310	15.881	1:28.706 (3)	80.31	0.092	12:55:24.670
3 -	25.444	47.330	16.318	1:29.092	79.96	0.478	12:56:53.762
4 -	25.550	47.216	15.923	1:28.689 (2)	80.33	0.075	12:58:22.451
5 -	25.818	47.814	16.125	1:29.757	79.37	1.143	12:59:52.208
6 -	25.476	47.607	15.531	1:28.614 (1)	80.40		13:01:20.822
7 -	26.319	47.473	15.833	1:29.625	79.49	1.011	13:02:50.447
8 -	25.385	48.198	15.814	1:29.397	79.69	0.783	13:04:19.844
9 -	25.362	48.456	15.816	1:29.634	79.48	1.020	13:05:49.478
10 -	24.855	52.865	16.338	1:34.058	75.74	5.444	13:07:23.536
11 -	24.734	47.272	17.048	1:29.054	80.00	0.440	13:08:52.590
12 -	25.986	47.365	15.974	1:29.325	79.76	0.711	13:10:21.915
13 -	25.791	48.196	16.170	1:30.157	79.02	1.543	13:11:52.072
14 -	25.868	48.604	16.461	1:30.933	78.35	2.319	13:13:23.005
15 -	25.074	48.181	15.949	1:29.204	79.86	0.590	13:14:52.209

P18 71 F		Dave BEECROFT		Citroen Saxo			
IDEAL LAP TIME : 1:26.282		BEST LAP TIME : 1:26.950		DIFFERENCE : 0.668			
LAP	SECTOR 1	SECTOR 2	SECTOR 3	LAP TIME	MPH	DIFF	TIME OF DAY
1 -		49.146	16.786	1:40.477	70.90	13.527	12:53:57.824
2 -	26.457	48.147	16.024	1:30.628	78.61	3.678	12:55:28.452
3 -	25.635	48.085	16.101	1:29.821	79.32	2.871	12:56:58.273
4 -	25.555	46.819	19.104	1:31.478	77.88	4.528	12:58:29.751
5 -	25.668	47.580	15.543	1:28.791	80.24	1.841	12:59:58.542
6 -	26.228	47.419	15.494	1:29.141	79.92	2.191	13:01:27.683
7 -	25.196	48.058	15.721	1:28.975	80.07	2.025	13:02:56.658
8 -	25.030	45.837	16.373	1:27.240 (2)	81.66	0.290	13:04:23.898
9 -	24.998	46.490	15.462	1:26.950 (1)	81.93		13:05:50.848
10 -	25.429	48.617	15.761	1:29.807	79.33	2.857	13:07:20.655
11 -	24.983	46.093	24.519	1:35.595	74.52	8.645	13:08:56.250
12 -	25.772	46.276	15.716	1:27.764 (3)	81.17	0.814	13:10:24.014
13 -	25.700	48.487	16.136	1:30.323	78.87	3.373	13:11:54.337
14 -	26.732	47.402	15.914	1:30.048	79.12	3.098	13:13:24.385
15 -	25.426	47.055	15.662	1:28.143	80.83	1.193	13:14:52.528

2022 CNC Heads Sports/Saloon Car Championship

RACE 12 - SECTOR ANALYSIS



SECTOR 1 = FL to I1, SECTOR 2 = I1 to I2, SECTOR 3 = I2 to FL, DIFF = Difference To Personal Best Lap, P = Crossed Finish Line in Pit Lane, D = Time Disallowed

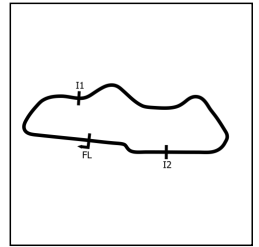
P19 84 E		Peter KOUKOULAS		Toyota MR2 Roadster 1800			
IDEAL LAP TIME : 1:28.209		BEST LAP TIME : 1:29.065		DIFFERENCE : 0.856			
LAP	SECTOR 1	SECTOR 2	SECTOR 3	LAP TIME	MPH	DIFF	TIME OF DAY
1 -		49.613	16.610	1:40.197	71.10	11.132	12:53:57.544
2 -	26.086	47.751	16.005	1:29.842	79.30	0.777	12:55:27.386
3 -	26.073	48.814	16.756	1:31.643	77.74	2.578	12:56:59.029
4 -	26.111	46.840	16.586	1:29.537	79.57	0.472	12:58:28.566
5 -	25.938	47.908	15.878	1:29.724	79.40	0.659	12:59:58.290
6 -	25.831	47.456	15.975	1:29.262	79.81	0.197	13:01:27.552
7 -	25.771	50.354	16.068	1:32.193	77.27	3.128	13:02:59.745
8 -	27.138	47.804	15.705	1:30.647	78.59	1.582	13:04:30.392
9 -	25.664	47.540	15.924	1:29.128 (3)	79.93	0.063	13:05:59.520
10 -	25.725	47.668	16.168	1:29.561	79.55	0.496	13:07:29.081
11 -	25.946	46.980	16.140	1:29.066 (2)	79.99	0.001	13:08:58.147
12 -	26.579	47.230	17.457	1:31.266	78.06	2.201	13:10:29.413
13 -	25.992	48.065	16.405	1:30.462	78.75	1.397	13:11:59.875
14 -	26.573	48.951	15.814	1:31.338	78.00	2.273	13:13:31.213
15 -	25.670	47.604	15.791	1:29.065 (1)	79.99		13:15:00.278

P20 34 F		Helen ALLEN		Ford Fiesta Zetec S 1600			
IDEAL LAP TIME : 1:32.770		BEST LAP TIME : 1:33.837		DIFFERENCE : 1.067			
LAP	SECTOR 1	SECTOR 2	SECTOR 3	LAP TIME	MPH	DIFF	TIME OF DAY
1 -		51.545	17.291	1:47.190	66.46	13.353	12:54:04.537
2 -	27.856	51.824	17.460	1:37.140	73.34	3.303	12:55:41.677
3 -	27.031	52.128	17.143	1:36.302	73.98	2.465	12:57:17.979
4 -	28.143	52.418	17.544	1:38.105	72.62	4.268	12:58:56.084
5 -	27.060	52.124	17.393	1:36.577	73.77	2.740	13:00:32.661
6 -	27.860	53.061	18.043	1:38.964	71.99	5.127	13:02:11.625
7 -	30.141	53.455	17.750	1:41.346	70.30	7.509	13:03:52.971
8 -	28.715	52.270	17.471	1:38.456	72.36	4.619	13:05:31.427
9 -	27.697	49.080	17.583	1:34.360 (3)	75.50	0.523	13:07:05.787
10 -	26.870	49.944	17.023	1:33.837 (1)	75.92		13:08:39.624
11 -	27.088	51.399	17.490	1:35.977	74.23	2.140	13:10:15.601
12 -	27.856	52.331	17.672	1:37.859	72.80	4.022	13:11:53.460
13 -	29.526	53.768	17.273	1:40.567	70.84	6.730	13:13:34.027
14 -	26.792	50.494	16.898	1:34.184 (2)	75.64	0.347	13:15:08.211

P21 37 F		Brian ALLEN		Ford Puma 1600			
IDEAL LAP TIME : 1:32.683		BEST LAP TIME : 1:33.112		DIFFERENCE : 0.429			
LAP	SECTOR 1	SECTOR 2	SECTOR 3	LAP TIME	MPH	DIFF	TIME OF DAY
1 -		51.854	17.240	1:46.540	66.87	13.428	12:54:03.887
2 -	28.046	51.918	17.488	1:37.452	73.10	4.340	12:55:41.339
3 -	28.899	53.394	17.880	1:40.173	71.12	7.061	12:57:21.512
4 -	28.579	54.121	17.526	1:40.226	71.08	7.114	12:59:01.738
5 -	28.941	52.864	17.896	1:39.701	71.46	6.589	13:00:41.439
6 -	28.364	54.643	16.844	1:39.851	71.35	6.739	13:02:21.290
7 -	28.089	51.432	16.978	1:36.499	73.83	3.387	13:03:57.789
8 -	27.626	51.060	16.850	1:35.536	74.57	2.424	13:05:33.325
9 -	27.144	51.613	16.649	1:35.406 (3)	74.67	2.294	13:07:08.731
10 -	26.701	50.689	17.160	1:34.550 (2)	75.35	1.438	13:08:43.281
11 -	28.705	51.113	16.920	1:36.738	73.64	3.626	13:10:20.019
12 -	29.244	53.708	16.514	1:39.466	71.62	6.354	13:11:59.485
13 -	28.818	50.692	16.624	1:36.134	74.11	3.022	13:13:35.619
14 -	27.130	49.650	16.332	1:33.112 (1)	76.51		13:15:08.731

2022 CNC Heads Sports/Saloon Car Championship

RACE 12 - SECTOR ANALYSIS



SECTOR 1 = FL to I1, SECTOR 2 = I1 to I2, SECTOR 3 = I2 to FL, DIFF = Difference To Personal Best Lap, P = Crossed Finish Line in Pit Lane, D = Time Disallowed

P22 17 B		Allan SCOTT		Mazda F323 2000			
IDEAL LAP TIME : 1:26.916		BEST LAP TIME : 1:26.950		DIFFERENCE : 0.034			
LAP	SECTOR 1	SECTOR 2	SECTOR 3	LAP TIME	MPH	DIFF	TIME OF DAY
1 -		49.599	15.748	1:41.663	70.08	14.713	12:53:59.010
2 -	25.599	47.638	15.820	1:29.057	80.00	2.107	12:55:28.067
3 -	25.157	1:05.643	15.897	1:46.697	66.77	19.747	12:57:14.764
4 -	25.362	46.628	15.722	1:27.712	81.22	0.762	12:58:42.476
5 -	25.493	46.487	15.552	1:27.532 (3)	81.39	0.582	13:00:10.008
6 -	25.055	46.309	15.586	1:26.950 (1)	81.93		13:01:36.958
7 -	26.078	49.596	16.402	1:32.076	77.37	5.126	13:03:09.034
8 -	25.363	46.693	17.877	1:29.933	79.22	2.983	13:04:38.967
9 -	26.723	47.534	16.161	1:30.418	78.79	3.468	13:06:09.385
10 -	25.410	52.339	IN PIT	1:43.377 P	68.91	16.427	13:07:52.762
11 -	OUTLAP	46.859	15.936	3:12.837	36.94	1:45.887	13:11:05.599
12 -	25.901	46.822	15.870	1:28.593	80.41	1.643	13:12:34.192
13 -	25.173	46.356	15.778	1:27.307 (2)	81.60	0.357	13:14:01.499
14 -	25.476	47.063	17.338	1:29.877	79.27	2.927	13:15:31.376

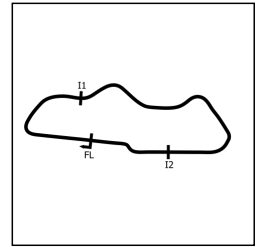
P23 1 E		Jamie CRYER		Ginetta G20 2000			
IDEAL LAP TIME : 1:18.624		BEST LAP TIME : 1:19.052		DIFFERENCE : 0.428			
LAP	SECTOR 1	SECTOR 2	SECTOR 3	LAP TIME	MPH	DIFF	TIME OF DAY
1 -		43.181	14.536	1:25.750	83.08	6.698	12:53:43.097
2 -	23.219	42.518	14.210	1:19.947	89.11	0.895	12:55:03.044
3 -	22.883	42.096	14.073	1:19.052 (1)	90.12		12:56:22.096
4 -	22.742	42.495	14.014	1:19.251	89.89	0.199	12:57:41.347
5 -	22.785	42.025	14.408	1:19.218 (3)	89.93	0.166	12:59:00.565
6 -	23.021	44.007	14.068	1:21.096	87.85	2.044	13:00:21.661
7 -	23.004	42.780	14.032	1:19.816	89.26	0.764	13:01:41.477
8 -	23.326	43.927	13.973	1:21.226	87.71	2.174	13:03:02.703
9 -	22.701	43.230	14.445	1:20.376	88.64	1.324	13:04:23.079
10 -	22.881	44.044	14.902	1:21.827	87.06	2.775	13:05:44.906
11 -	22.721	43.021	14.196	1:19.938	89.12	0.886	13:07:04.844
12 -	23.590	43.459	14.826	1:21.875	87.01	2.823	13:08:26.719
13 -	23.018	42.176	13.898	1:19.092 (2)	90.08	0.040	13:09:45.811
14 -	22.845	1:05.181	IN PIT	1:51.381 P	63.96	32.329	13:11:37.192

P24 175 A		Andrew SOUTHCOTT		MG Midget Lenham 2300			
IDEAL LAP TIME : 1:10.844		BEST LAP TIME : 1:11.305		DIFFERENCE : 0.461			
LAP	SECTOR 1	SECTOR 2	SECTOR 3	LAP TIME	MPH	DIFF	TIME OF DAY
1 -		38.066	13.255	1:17.171	92.32	5.866	12:53:34.518
2 -	20.517	37.828	12.960	1:11.305 (1)	99.91		12:54:45.823
3 -	20.056	38.546	13.175	1:11.777 (2)	99.26	0.472	12:55:57.600
4 -	20.357	39.832	13.387	1:13.576	96.83	2.271	12:57:11.176
5 -	20.421	39.581	14.130	1:14.132	96.10	2.827	12:58:25.308
6 -	21.026	38.550	13.024	1:12.600	98.13	1.295	12:59:37.908
7 -	20.236	39.149	12.983	1:12.368 (3)	98.45	1.063	13:00:50.276
8 -	21.278	45.081	IN PIT	1:26.499 P	82.36	15.194	13:02:16.775

P25 16 B		Ben ROBERTS		BMW E30 2000			
IDEAL LAP TIME : 1:21.509		BEST LAP TIME : 1:21.727		DIFFERENCE : 0.218			
LAP	SECTOR 1	SECTOR 2	SECTOR 3	LAP TIME	MPH	DIFF	TIME OF DAY
1 -		44.426	14.368	1:28.528	80.47	6.801	12:53:45.875
2 -	23.836	43.652	14.359	1:21.847 (2)	87.04	0.120	12:55:07.722
3 -	23.832	44.079	14.550	1:22.461 (3)	86.40	0.734	12:56:30.183
4 -	23.562	44.748	14.405	1:22.715	86.13	0.988	12:57:52.898
5 -	23.498	43.772	14.457	1:21.727 (1)	87.17		12:59:14.625
6 -	23.578	44.154	14.854	1:22.586	86.26	0.859	13:00:37.211
7 -	24.312	46.234	15.347	1:25.893	82.94	4.166	13:02:03.104
8 -	24.052	45.074	17.334	1:26.460	82.40	4.733	13:03:29.564

2022 CNC Heads Sports/Saloon Car Championship

RACE 12 - SECTOR ANALYSIS



SECTOR 1 = FL to I1, SECTOR 2 = I1 to I2, SECTOR 3 = I2 to FL, DIFF = Difference To Personal Best Lap, P = Crossed Finish Line in Pit Lane, D = Time Disallowed

P26 88 B		Thomas FRANKLAND		Renault 5GT Turbo 1998			
IDEAL LAP TIME : 1:25.686		BEST LAP TIME : 1:26.276		DIFFERENCE : 0.590			
LAP	SECTOR 1	SECTOR 2	SECTOR 3	LAP TIME	MPH	DIFF	TIME OF DAY
1 -		46.295	15.379	1:34.217	75.61	7.941	12:53:51.564
2 -	24.662	46.421	15.193	1:26.276 (1)	82.57		12:55:17.840
3 -	24.929	46.743	15.636	1:27.308 (3)	81.60	1.032	12:56:45.148
4 -	25.212	45.831	16.095	1:27.138 (2)	81.76	0.862	12:58:12.286
5 -	27.712	51.355	IN PIT	1:41.770 P	70.00	15.494	12:59:54.056

P27 67 F		David BIRD		Toyota MR2 Mk1 1595			
IDEAL LAP TIME : 1:33.961		BEST LAP TIME : 1:34.981		DIFFERENCE : 1.020			
LAP	SECTOR 1	SECTOR 2	SECTOR 3	LAP TIME	MPH	DIFF	TIME OF DAY
1 -		51.880	16.952	1:44.694 (3)	68.05	9.713	12:54:02.041
2 -	27.373	51.259	17.172	1:35.804 (2)	74.36	0.823	12:55:37.845
3 -	26.654	50.355	17.972	1:34.981 (1)	75.01		12:57:12.826

2022 CNC Heads Sports/Saloon Car Championship

RACE 12 - BEST SECTORS

SECTOR 1			SECTOR 2			SECTOR 3			IDEAL / BEST COMPARISON						
POS	NO	NAME	TIME	NO	NAME	TIME	NO	NAME	TIME	POS	NO	NAME	IDEAL	BEST	DIFF
													PERFECT LAP	1:10.768	
1	175	SOUTHCOTT	20.056	175	SOUTHCOTT	37.828	94	WOOLFITT	12.884	1	175	SOUTHCOTT	1:10.844	1:11.305	0.461
2	123	WOOD	20.484	94	WOOLFITT	38.046	175	SOUTHCOTT	12.960	2	94	WOOLFITT	1:11.469	1:11.838	0.369
3	94	WOOLFITT	20.539	123	WOOD	38.395	123	WOOD	13.053	3	123	WOOD	1:11.932	1:12.368	0.436
4	6	ALLAWAY	20.578	80	RUDD	39.507	80	RUDD	13.300	4	80	RUDD	1:13.573	1:13.831	0.258
5	80	RUDD	20.766	6	ALLAWAY	39.609	92	RILEY	13.320	5	6	ALLAWAY	1:13.685	1:13.906	0.221
6	92	RILEY	21.575	92	RILEY	39.981	6	ALLAWAY	13.498	6	92	RILEY	1:14.876	1:15.151	0.275
7	8	OWEN	21.657	8	OWEN	40.612	8	OWEN	13.738	7	8	OWEN	1:16.007	1:16.281	0.274
8	27	WARDLE	22.159	27	WARDLE	41.600	1	CRYER	13.898	8	27	WARDLE	1:17.913	1:18.175	0.262
9	23	HALL	22.517	7	MODRO	41.955	7	MODRO	13.910	9	1	CRYER	1:18.624	1:19.052	0.428
10	56	BAMBER	22.632	1	CRYER	42.025	30	WAKELIN	13.951	10	7	MODRO	1:18.681	1:18.946	0.265
11	30	WAKELIN	22.672	30	WAKELIN	42.102	56	BAMBER	14.031	11	30	WAKELIN	1:18.725	1:19.064	0.339
12	1	CRYER	22.701	56	BAMBER	42.383	27	WARDLE	14.154	12	56	BAMBER	1:19.046	1:19.150	0.104
13	7	MODRO	22.816	77	PARKER	43.121	16	ROBERTS	14.359	13	23	HALL	1:20.384	1:21.155	0.771
14	20	AUKLAND	23.365	20	AUKLAND	43.404	23	HALL	14.400	14	87	GREEN	1:21.508	1:22.195	0.687
15	16	ROBERTS	23.498	87	GREEN	43.431	87	GREEN	14.486	15	16	ROBERTS	1:21.509	1:21.727	0.218
16	87	GREEN	23.591	23	HALL	43.467	20	AUKLAND	14.851	16	20	AUKLAND	1:21.620	1:21.979	0.359
17	77	PARKER	23.740	16	ROBERTS	43.652	77	PARKER	14.972	17	77	PARKER	1:21.833	1:22.137	0.304
18	88	FRANKLAND	24.662	88	FRANKLAND	45.831	88	FRANKLAND	15.193	18	88	FRANKLAND	1:25.686	1:26.276	0.590
19	118	WALKER	24.734	71	BEECROFT	45.837	75	SMITH	15.274	19	71	BEECROFT	1:26.282	1:26.950	0.668
20	71	BEECROFT	24.983	75	SMITH	46.086	71	BEECROFT	15.462	20	75	SMITH	1:26.407	1:26.632	0.225
21	75	SMITH	25.047	17	SCOTT	46.309	118	WALKER	15.531	21	17	SCOTT	1:26.916	1:26.950	0.034
22	17	SCOTT	25.055	84	KOUKOULAS	46.840	17	SCOTT	15.552	22	118	WALKER	1:27.481	1:28.614	1.133
23	84	KOUKOULAS	25.664	118	WALKER	47.216	84	KOUKOULAS	15.705	23	84	KOUKOULAS	1:28.209	1:29.065	0.856
24	67	BIRD	26.654	34	ALLEN	49.080	37	ALLEN	16.332	24	37	ALLEN	1:32.683	1:33.112	0.429
25	37	ALLEN	26.701	37	ALLEN	49.650	34	ALLEN	16.898	25	34	ALLEN	1:32.770	1:33.837	1.067
26	34	ALLEN	26.792	67	BIRD	50.355	67	BIRD	16.952	26	67	BIRD	1:33.961	1:34.981	1.020
27										27	65	ROBINSON		1:22.490	

2022 CNC Heads Sports/Saloon Car Championship

RACE 12 - STATISTICS

Competitors Started 27
Planned Start 2022-08-21 @ 12:40:00.000
Actual Start 2022-08-21 @ 12:52:17.346
Finish Time 2022-08-21 @ 13:14:24.423
Track Length 1.9790mi.
Total Laps 397
Total Distance Covered 785.6896mi.

Session Fastest Lap History

NO	CL	NAME	LAP TIME	TIME OF DAY	LAP	VEHICLE
94	B	Jon WOOLFITT	1:16.353	12:53:33.705	1	Spire GTR 1661
94	B	Jon WOOLFITT	1:11.838	12:54:45.543	2	Spire GTR 1661
175	A	Andrew SOUTHCOTT	1:11.305	12:54:45.829	2	MG Midget Lenham 2300

Session Leader History

NO	CL	NAME	FROM LAP	LAPS LED	DISTANCE	VEHICLE
94	B	Jon WOOLFITT	1	2	3.92 miles	Spire GTR 1661
175	A	Andrew SOUTHCOTT	3	2	3.95 miles	MG Midget Lenham 2300
94	B	Jon WOOLFITT	5	14	27.70 miles	Spire GTR 1661

Flag History

TYPE	TIME OF DAY
GREEN	12:52:17.346
FINISH	13:14:24.423

Flag Statistics

TYPE	COUNT	TOTAL LAPS	TOTAL TIME
Green	1	18	24:17.281
Red	0	0	0.000
Safety Car	0	0	0.000
FCY	0	0	0.000

2022 CNC Heads Sports/Saloon Car Championship

RACE 12 - STATISTICS

CLASS : A

6 Starters

Fastest Lap History

NO	NAME	LAP TIME	TIME OF DAY	LAP	VEHICLE
175	Andrew SOUTHCOTT	1:17.171	12:53:34.523	1	MG Midget Lenham 2300
175	Andrew SOUTHCOTT	1:11.305	12:54:45.829	2	MG Midget Lenham 2300

Leader History

NO	NAME	FROM LAP	LAPS LED	DISTANCE	VEHICLE
175	Andrew SOUTHCOTT	1	7	13.81 miles	MG Midget Lenham 2300
123	Richard WOOD	8	11	21.76 miles	Holden Commodore 4994

2022 CNC Heads Sports/Saloon Car Championship

RACE 12 - STATISTICS

CLASS : B

11 Starters

Fastest Lap History

NO	NAME	LAP TIME	TIME OF DAY	LAP	VEHICLE
94	Jon WOOLFITT	1:16.353	12:53:33.705	1	Spire GTR 1661
94	Jon WOOLFITT	1:11.838	12:54:45.543	2	Spire GTR 1661

Leader History

NO	NAME	FROM LAP	LAPS LED	DISTANCE	VEHICLE
94	Jon WOOLFITT	1	18	35.58 miles	Spire GTR 1661

2022 CNC Heads Sports/Saloon Car Championship

RACE 12 - STATISTICS

CLASS : D

1 Starters

Fastest Lap History

NO	NAME	LAP TIME	TIME OF DAY	LAP	VEHICLE
118	Ric WALKER	1:38.617	12:53:55.972	1	Mini R56 JCW 1600
118	Ric WALKER	1:28.706	12:55:24.680	2	Mini R56 JCW 1600
118	Ric WALKER	1:28.689	12:58:22.462	4	Mini R56 JCW 1600
118	Ric WALKER	1:28.614	13:01:20.831	6	Mini R56 JCW 1600

Leader History

NO	NAME	FROM LAP	LAPS LED	DISTANCE	VEHICLE
118	Ric WALKER	1	15	29.64 miles	Mini R56 JCW 1600

2022 CNC Heads Sports/Saloon Car Championship

RACE 12 - STATISTICS

CLASS : E

4 Starters

Fastest Lap History

NO	NAME	LAP TIME	TIME OF DAY	LAP	VEHICLE
1	Jamie CRYER	1:25.750	12:53:43.100	1	Ginetta G20 2000
1	Jamie CRYER	1:19.947	12:55:03.048	2	Ginetta G20 2000
1	Jamie CRYER	1:19.052	12:56:22.101	3	Ginetta G20 2000

Leader History

NO	NAME	FROM LAP	LAPS LED	DISTANCE	VEHICLE
1	Jamie CRYER	1	7	13.81 miles	Ginetta G20 2000
56	Ian BAMBER	8	10	19.79 miles	Ginetta G20 2000

2022 CNC Heads Sports/Saloon Car Championship

RACE 12 - STATISTICS

CLASS : F

5 Starters

Fastest Lap History

NO	NAME	LAP TIME	TIME OF DAY	LAP	VEHICLE
75	Graeme SMITH	1:35.884	12:53:53.229	1	Mazda MX5 1598
75	Graeme SMITH	1:27.008	12:55:20.239	2	Mazda MX5 1598
75	Graeme SMITH	1:26.879	12:56:47.116	3	Mazda MX5 1598
75	Graeme SMITH	1:26.632	12:58:13.751	4	Mazda MX5 1598

Leader History

NO	NAME	FROM LAP	LAPS LED	DISTANCE	VEHICLE
75	Graeme SMITH	1	16	31.62 miles	Mazda MX5 1598

2022 CNC Heads Sports/Saloon Car Championship

RACE 19 - CLASSIFICATION

POS	NO	CL	PIC NAME	ENTRY	LAPS	TIME	GAP	DIFF	MPH	BEST	ON
1	94	B	1 Jon WOOLFITT	Spire GTR 1661	14	17:23.389			95.46	1:12.606	4
2	80	A	1 Richard RUDD	Ford Escort 2000	14	17:42.290	18.901	18.901	93.76	1:13.589	12
3	92	B	2 Stephen RILEY	Caterham 420R 2000	14	17:43.166	19.777	0.876	93.69	1:14.997	14
4	6	A	2 Simon ALLAWAY	Lotus Esprit V8 5000	14	18:04.300	40.911	21.134	91.86	1:13.301	3
5	8	B	3 Darren OWEN	Ford Escort RSR 2400	14	18:05.566	42.177	1.266	91.75	1:15.667	3
6	27	A	3 Garry WARDLE	Seat Cupra 2000	14	18:26.695	1:03.306	21.129	90.00	1:17.634	13
7	7	B	4 Connor MODRO	Ginetta G40 2000	13	17:24.389	1 Lap	1 Lap	88.55	1:18.323	9
8	30	B	5 Robert WAKELIN	Peugeot 205 2000	13	17:25.358	1 Lap	0.969	88.47	1:19.579	12
9	23	B	6 Richard HALL	Caterham 420R 2000	13	17:48.927	1 Lap	23.569	86.52	1:20.521	13
10	56	E	1 Ian BAMBER	Ginetta G20 2000	13	17:56.050	1 Lap	7.123	85.94	1:20.815	2
11	87	B	7 David GREEN	Honda Civic 2000	13	18:11.561	1 Lap	15.511	84.72	1:22.114	8
12	77	E	2 Steven PARKER	BMW Compact 2496	13	18:18.661	1 Lap	7.100	84.17	1:22.333	7
13	88	B	8 Thomas FRANKLAND	Renault 5GT Turbo 1998	13	18:41.278	1 Lap	22.617	82.48	1:23.655	4
14	17	B	9 Allan SCOTT	Mazda F323 2000	12	17:28.291	2 Laps	1 Lap	81.42	1:24.573	11
15	75	F	1 Graeme SMITH	Mazda MX5 1598	12	17:36.097	2 Laps	7.806	80.82	1:26.549	6
16	118	D	1 Ric WALKER	Mini R56 JCW 1600	12	17:36.338	2 Laps	0.241	80.80	1:25.917	10
17	71	F	2 Dave BEECROFT	Citroen Saxo	12	17:50.690	2 Laps	14.352	79.72	1:26.161	7
18	84	E	3 Peter KOUKOULAS	Toyota MR2 Roadster 1800	12	17:59.033	2 Laps	8.343	79.10	1:27.816	5
19	67	F	3 David BIRD	Toyota MR2 Mk1 1595	12	18:44.133	2 Laps	45.100	75.93	1:31.195	2
20	34	F	4 Helen ALLEN	Ford Fiesta Zetec S 1600	11	18:16.375	3 Laps	1 Lap	71.35	1:35.859	2
21	37	F	5 Brian ALLEN	Ford Puma 1600	11	18:21.871	3 Laps	5.496	71.00	1:37.076	11

NOT CLASSIFIED

DNF	65	B	Colin ROBINSON	Ford Escort 2500	7	9:55.905	7 Laps	4 Laps	83.46	1:22.849	7
DNF	20	A	James AUKLAND	Ford Capri 3907	2	3:17.726	12 Laps	5 Laps	71.37	1:31.302	1

FASTEST LAP

94	B	Jon WOOLFITT	Spire GTR 1661	4	1:12.606	98.12 mph	157.92 kph
6	A	Simon ALLAWAY	Lotus Esprit V8 5000	3	1:13.301	97.19 mph	156.42 kph
56	E	Ian BAMBER	Ginetta G20 2000	2	1:20.815	88.15 mph	141.87 kph
118	D	Ric WALKER	Mini R56 JCW 1600	10	1:25.917	82.92 mph	133.45 kph
71	F	Dave BEECROFT	Citroen Saxo	7	1:26.161	82.68 mph	133.07 kph

Cars 1, 16, 45, 123 & 175 - withdrawn

Weather / Track : Sunny / Dry

These results are provisional until the conclusion of any judicial and technical matters.

Race Distance: 14 Laps / 27.70 miles

Donington Park National: 1.9790 miles

Date: 21/08/2022 Start: 17:52 Finish: 18:09

Clerk Of Course : Ray Sumner	Stewards :	Timekeeper : Eric Cowcill
------------------------------	------------	---------------------------

Results can be found at www.tsl-timing.com

Printed - 18:13 Sunday, 21 August 2022

2022 CNC Heads Sports/Saloon Car Championship

RACE 19 - LAP CHART

LAP 1 @ 17:53:24.591			LAP 2 @ 17:54:39.288			LAP 3 @ 17:55:52.396			LAP 4 @ 17:57:05.002			LAP 5 @ 17:58:17.730		
NO	BEHIND	LAP TIME	NO	BEHIND	LAP TIME	NO	BEHIND	LAP TIME	NO	BEHIND	LAP TIME	NO	BEHIND	LAP TIME
94		1:17.745	94		1:14.697	94		1:13.108	94		1:12.606	94		1:12.728
6	2.496	1:20.241	6	2.158	1:14.359	6	2.351	1:13.301	34	1 Lap	1:36.831	67	1 Lap	1:32.794
80	3.266	1:21.011	80	2.822	1:14.253	80	3.905	1:14.191	37	1 Lap	1:38.788	80	12.303	1:16.583
92	4.549	1:22.294	92	5.492	1:15.640	92	7.841	1:15.457	80	8.448	1:17.149	92	13.406	1:15.614
8	4.991	1:22.736	8	6.043	1:15.749	8	8.602	1:15.667	92	10.520	1:15.285	6	17.561	1:16.491
27	6.646	1:24.391	27	10.300	1:18.351	27	15.918	1:18.726	8	12.396	1:16.400	8	18.538	1:18.870
30	7.441	1:25.186	30	12.460	1:19.716	30	19.129	1:19.777	6	13.798	1:24.053	34	1 Lap	1:39.546
23	10.471	1:28.216	23	16.783	1:21.009	23	25.581	1:21.906	27	22.341	1:19.029	27	28.152	1:18.539
56	12.954	1:30.699	56	19.072	1:20.815	7	27.189	1:20.770	30	26.330	1:19.807	37	1 Lap	1:41.811
7	13.344	1:31.089	7	19.527	1:20.880	56	27.815	1:21.851	7	35.100	1:20.517	30	33.690	1:20.088
20	13.557	1:31.302	87	22.933	1:23.457	87	33.173	1:23.348	56	36.197	1:20.988	7	42.027	1:19.655
87	14.173	1:31.918	88	24.452	1:24.741	88	35.230	1:23.886	23	36.883	1:23.908	56	44.482	1:21.013
88	14.408	1:32.153	65	25.521	1:23.801	65	36.089	1:23.676	87	44.556	1:23.989	23	45.408	1:21.253
77	16.092	1:33.837	77	27.647	1:26.252	77	38.558	1:24.019	88	46.279	1:23.655	87	54.774	1:22.946
65	16.417	1:34.162	75	32.344	1:28.826	75	46.668	1:27.432	65	46.718	1:23.235	65	57.647	1:23.657
75	18.215	1:35.960	17	34.972	1:28.399	17	49.188	1:27.324	77	49.807	1:23.855	88	59.131	1:25.580
118	20.202	1:37.947	118	35.547	1:30.042	118	50.467	1:28.028	75	1:01.023	1:26.961	77	1:00.294	1:23.215
17	21.270	1:39.015	84	37.163	1:30.535	71	53.973	1:29.353	17	1:02.975	1:26.393			
84	21.325	1:39.070	71	37.728	1:30.948	84	54.285	1:30.230	118	1:04.188	1:26.327			
71	21.477	1:39.222	67	40.004	1:31.195	67	58.243	1:31.347	71	1:08.225	1:26.858			
67	23.506	1:41.251	20	45.284	1:46.424 P				84	1:10.480	1:28.801			
37	28.375	1:46.120	34	49.979	1:35.859									
34	28.817	1:46.562	37	50.760	1:37.082									

2022 CNC Heads Sports/Saloon Car Championship

RACE 19 - LAP CHART

LAP 6 @ 17:59:32.711			LAP 7 @ 18:00:46.513			LAP 8 @ 18:02:00.906			LAP 9 @ 18:03:15.328			LAP 10 @ 18:04:30.244		
NO	BEHIND	LAP TIME	NO	BEHIND	LAP TIME	NO	BEHIND	LAP TIME	NO	BEHIND	LAP TIME	NO	BEHIND	LAP TIME
94		1:14.981	94		1:13.802	94		1:14.393	94		1:14.422	94		1:14.916
75	1 Lap	1:27.133	75	1 Lap	1:26.549	34	2 Laps	1:38.378	87	1 Lap	1:22.114	56	1 Lap	1:22.271
17	1 Lap	1:26.957	17	1 Lap	1:25.972	65	1 Lap	1:22.849	77	1 Lap	1:22.569	23	1 Lap	1:23.471
118	1 Lap	1:26.726	80	15.146	1:15.855	77	1 Lap	1:22.333	80	16.483	1:15.586	67	2 Laps	1:33.400
71	1 Lap	1:27.873	92	16.341	1:16.519	88	1 Lap	1:26.276	92	18.058	1:15.022	87	1 Lap	1:22.987
84	1 Lap	1:27.816	118	1 Lap	1:27.523	37	2 Laps	1:41.993	88	1 Lap	1:27.340	80	16.872	1:15.305
80	13.093	1:15.771	6	20.482	1:15.798	80	15.319	1:14.566	34	2 Laps	1:39.403	92	18.330	1:15.188
92	13.624	1:15.199	8	22.718	1:16.099	92	17.458	1:15.510	6	30.444	1:18.301	77	1 Lap	1:23.724
6	18.486	1:15.906	71	1 Lap	1:28.383	75	1 Lap	1:26.698	8	31.380	1:18.500	88	1 Lap	1:27.830
8	20.421	1:16.864	84	1 Lap	1:28.449	6	26.565	1:20.476	37	2 Laps	1:40.650	6	34.051	1:18.523
67	1 Lap	1:35.530	27	37.741	1:20.277	17	1 Lap	1:27.292	17	1 Lap	1:25.953	8	34.711	1:18.247
27	31.266	1:18.095	30	46.770	1:20.369	8	27.302	1:18.977	75	1 Lap	1:28.591	17	1 Lap	1:25.561
30	40.203	1:21.494	67	1 Lap	1:34.646	118	1 Lap	1:26.987	118	1 Lap	1:26.005	27	51.207	1:19.669
7	46.438	1:19.392	7	51.020	1:18.384	71	1 Lap	1:26.161	27	46.454	1:18.890	75	1 Lap	1:26.838
34	1 Lap	1:37.092	56	1:00.860	1:22.845	84	1 Lap	1:27.856	71	1 Lap	1:29.078	118	1 Lap	1:27.517
56	51.817	1:22.316	23	1:01.061	1:22.718	27	41.986	1:18.638	84	1 Lap	1:29.328	34	2 Laps	1:44.108
23	52.145	1:21.718	87	1:12.692	1:24.126	30	52.379	1:20.002	30	57.772	1:19.815	30	1:02.677	1:19.821
37	1 Lap	1:40.584				7	55.039	1:18.412	7	58.940	1:18.323	71	1 Lap	1:28.503
87	1:02.368	1:22.575				67	1 Lap	1:32.447				7	1:03.320	1:19.296
65	1:07.191	1:24.525				56	1:08.626	1:22.159				37	2 Laps	1:41.833
77	1:08.770	1:23.457				23	1:08.649	1:21.981				84	1 Lap	1:28.871
88	1:09.248	1:25.098												

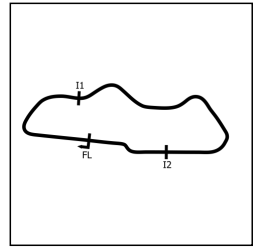
2022 CNC Heads Sports/Saloon Car Championship

RACE 19 - LAP CHART

LAP 11 @ 18:05:45.011			LAP 12 @ 18:07:00.690			LAP 13 @ 18:08:15.024			LAP 14 @ 18:09:30.235		
NO	BEHIND	LAP TIME	NO	BEHIND	LAP TIME	NO	BEHIND	LAP TIME	NO	BEHIND	LAP TIME
94		1:14.767	94		1:15.679	94		1:14.334	94		1:15.211
56	1 Lap	1:20.892	71	2 Laps	1:27.654	75	2 Laps	1:26.927	7	1 Lap	1:19.561
23	1 Lap	1:20.610	34	3 Laps	1:41.128	118	2 Laps	1:26.707	30	1 Lap	1:19.982
80	18.524	1:16.419	84	2 Laps	1:29.713	71	2 Laps	1:27.571	17	2 Laps	1:25.792
92	18.935	1:15.372	37	3 Laps	1:38.066	80	18.101	1:16.001	75	2 Laps	1:27.454
87	1 Lap	1:24.282	23	1 Lap	1:20.746	92	19.991	1:15.852	118	2 Laps	1:26.612
67	2 Laps	1:33.697	56	1 Lap	1:22.460	23	1 Lap	1:20.870	80	18.901	1:16.011
77	1 Lap	1:23.277	80	16.434	1:13.589	56	1 Lap	1:21.884	92	19.777	1:14.997
6	36.424	1:17.140	92	18.473	1:15.217	84	2 Laps	1:29.564	23	1 Lap	1:20.521
8	37.183	1:17.239	87	1 Lap	1:23.039	34	3 Laps	1:39.867	71	2 Laps	1:29.086
88	1 Lap	1:26.609	77	1 Lap	1:22.819	37	3 Laps	1:37.868	56	1 Lap	1:25.857
27	54.758	1:18.318	6	37.573	1:16.828	87	1 Lap	1:22.431	84	2 Laps	1:28.800
17	1 Lap	1:25.060	8	38.407	1:16.903	6	39.342	1:16.103	6	40.911	1:16.780
75	1 Lap	1:26.728	67	2 Laps	1:32.199	8	40.842	1:16.769	8	42.177	1:16.546
118	1 Lap	1:25.917	88	1 Lap	1:26.438	77	1 Lap	1:23.843	87	1 Lap	1:24.349
7	1:07.411	1:18.858	27	56.915	1:17.836	27	1:00.215	1:17.634	34	3 Laps	1:37.601
30	1:07.632	1:19.722	17	1 Lap	1:24.573	67	2 Laps	1:32.259	77	1 Lap	1:25.461
			7	1:10.984	1:19.252	88	1 Lap	1:25.894	37	3 Laps	1:37.076
			30	1:11.532	1:19.579				27	1:03.306	1:18.302
									88	1 Lap	1:25.778
									67	2 Laps	1:33.368

2022 CNC Heads Sports/Saloon Car Championship

RACE 19 - SECTOR ANALYSIS



SECTOR 1 = FL to I1, SECTOR 2 = I1 to I2, SECTOR 3 = I2 to FL, DIFF = Difference To Personal Best Lap, P = Crossed Finish Line in Pit Lane, D = Time Disallowed

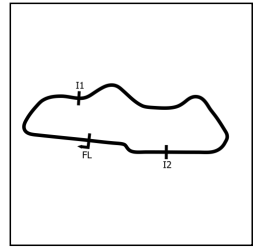
P1 94 B Jon WOOLFITT		Spire GTR 1661					
IDEAL LAP TIME : 1:11.591		BEST LAP TIME : 1:12.606		DIFFERENCE : 1.015			
LAP	SECTOR 1	SECTOR 2	SECTOR 3	LAP TIME	MPH	DIFF	TIME OF DAY
1 -		38.838	13.430	1:17.745	91.64	5.139	17:53:24.591
2 -	21.390	39.703	13.604	1:14.697	95.38	2.091	17:54:39.288
3 -	21.395	38.709	13.004	1:13.108 (3)	97.45	0.502	17:55:52.396
4 -	20.922	37.926	13.758	1:12.606 (1)	98.12		17:57:05.002
5 -	20.723	38.592	13.413	1:12.728 (2)	97.96	0.122	17:58:17.730
6 -	21.326	40.214	13.441	1:14.981	95.01	2.375	17:59:32.711
7 -	21.057	38.902	13.843	1:13.802	96.53	1.196	18:00:46.513
8 -	21.011	40.440	12.942	1:14.393	95.77	1.787	18:02:00.906
9 -	21.314	39.066	14.042	1:14.422	95.73	1.816	18:03:15.328
10 -	20.933	40.426	13.557	1:14.916	95.10	2.310	18:04:30.244
11 -	21.348	39.754	13.665	1:14.767	95.29	2.161	18:05:45.011
12 -	21.286	40.857	13.536	1:15.679	94.14	3.073	18:07:00.690
13 -	21.586	39.385	13.363	1:14.334	95.84	1.728	18:08:15.024
14 -	21.157	40.831	13.223	1:15.211	94.72	2.605	18:09:30.235

P2 80 A Richard RUDD		Ford Escort 2000					
IDEAL LAP TIME : 1:13.468		BEST LAP TIME : 1:13.589		DIFFERENCE : 0.121			
LAP	SECTOR 1	SECTOR 2	SECTOR 3	LAP TIME	MPH	DIFF	TIME OF DAY
1 -		41.061	13.532	1:21.011	87.94	7.422	17:53:27.857
2 -	20.957	39.581	13.715	1:14.253 (3)	95.95	0.664	17:54:42.110
3 -	20.953	39.554	13.684	1:14.191 (2)	96.03	0.602	17:55:56.301
4 -	20.883	39.443	16.823	1:17.149	92.34	3.560	17:57:13.450
5 -	21.702	41.195	13.686	1:16.583	93.03	2.994	17:58:30.033
6 -	21.328	40.832	13.611	1:15.771	94.02	2.182	17:59:45.804
7 -	21.350	40.574	13.931	1:15.855	93.92	2.266	18:01:01.659
8 -	21.170	39.732	13.664	1:14.566	95.54	0.977	18:02:16.225
9 -	21.454	40.486	13.646	1:15.586	94.25	1.997	18:03:31.811
10 -	20.876	40.278	14.151	1:15.305	94.61	1.716	18:04:47.116
11 -	21.330	41.194	13.895	1:16.419	93.23	2.830	18:06:03.535
12 -	20.911	39.529	13.149	1:13.589 (1)	96.81		18:07:17.124
13 -	21.127	41.218	13.656	1:16.001	93.74	2.412	18:08:33.125
14 -	21.591	40.604	13.816	1:16.011	93.73	2.422	18:09:49.136

P3 92 B Stephen RILEY		Caterham 420R 2000					
IDEAL LAP TIME : 1:14.628		BEST LAP TIME : 1:14.997		DIFFERENCE : 0.369			
LAP	SECTOR 1	SECTOR 2	SECTOR 3	LAP TIME	MPH	DIFF	TIME OF DAY
1 -		41.412	13.737	1:22.294	86.57	7.297	17:53:29.140
2 -	21.967	40.205	13.468	1:15.640	94.19	0.643	17:54:44.780
3 -	21.935	40.079	13.443	1:15.457	94.41	0.460	17:56:00.237
4 -	21.655	40.101	13.529	1:15.285	94.63	0.288	17:57:15.522
5 -	21.731	40.551	13.332	1:15.614	94.22	0.617	17:58:31.136
6 -	21.562	40.455	13.182	1:15.199	94.74	0.202	17:59:46.335
7 -	21.431	41.214	13.874	1:16.519	93.10	1.522	18:01:02.854
8 -	21.791	40.316	13.403	1:15.510	94.35	0.513	18:02:18.364
9 -	21.652	40.252	13.118	1:15.022 (2)	94.96	0.025	18:03:33.386
10 -	21.723	40.088	13.377	1:15.188 (3)	94.75	0.191	18:04:48.574
11 -	21.648	40.429	13.295	1:15.372	94.52	0.375	18:06:03.946
12 -	21.638	40.205	13.374	1:15.217	94.72	0.220	18:07:19.163
13 -	21.637	40.733	13.482	1:15.852	93.92	0.855	18:08:35.015
14 -	21.649	40.121	13.227	1:14.997 (1)	94.99		18:09:50.012

2022 CNC Heads Sports/Saloon Car Championship

RACE 19 - SECTOR ANALYSIS



SECTOR 1 = FL to I1, SECTOR 2 = I1 to I2, SECTOR 3 = I2 to FL, DIFF = Difference To Personal Best Lap, P = Crossed Finish Line in Pit Lane, D = Time Disallowed

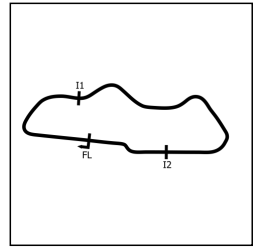
P4		6 A		Simon ALLAWAY		Lotus Esprit V8 5000	
IDEAL LAP TIME : 1:13.276		BEST LAP TIME : 1:13.301		DIFFERENCE : 0.025			
LAP	SECTOR 1	SECTOR 2	SECTOR 3	LAP TIME	MPH	DIFF	TIME OF DAY
1 -		40.151	13.851	1:20.241	88.79	6.940	17:53:27.087
2 -	20.811	39.753	13.795	1:14.359 (2)	95.81	1.058	17:54:41.446
3 -	20.544	39.216	13.541	1:13.301 (1)	97.19		17:55:54.747
4 -	20.563	39.899	23.591	1:24.053	84.76	10.752	17:57:18.800
5 -	21.354	41.211	13.926	1:16.491	93.14	3.190	17:58:35.291
6 -	21.228	40.830	13.848	1:15.906	93.86	2.605	17:59:51.197
7 -	20.829	40.854	14.115	1:15.798 (3)	93.99	2.497	18:01:06.995
8 -	22.571	42.451	15.454	1:20.476	88.53	7.175	18:02:27.471
9 -	21.310	42.952	14.039	1:18.301	90.99	5.000	18:03:45.772
10 -	22.209	42.199	14.115	1:18.523	90.73	5.222	18:05:04.295
11 -	21.649	41.455	14.036	1:17.140	92.35	3.839	18:06:21.435
12 -	21.076	41.940	13.812	1:16.828	92.73	3.527	18:07:38.263
13 -	21.568	40.627	13.908	1:16.103	93.61	2.802	18:08:54.366
14 -	22.574	40.690	13.516	1:16.780	92.79	3.479	18:10:11.146

P5		8 B		Darren OWEN		Ford Escort RSR 2400	
IDEAL LAP TIME : 1:15.138		BEST LAP TIME : 1:15.667		DIFFERENCE : 0.529			
LAP	SECTOR 1	SECTOR 2	SECTOR 3	LAP TIME	MPH	DIFF	TIME OF DAY
1 -		41.761	14.243	1:22.736	86.11	7.069	17:53:29.582
2 -	21.821	40.233	13.695	1:15.749 (2)	94.05	0.082	17:54:45.331
3 -	22.012	39.962	13.693	1:15.667 (1)	94.15		17:56:00.998
4 -	21.794	39.961	14.645	1:16.400	93.25	0.733	17:57:17.398
5 -	21.936	41.888	15.046	1:18.870	90.33	3.203	17:58:36.268
6 -	21.714	41.368	13.782	1:16.864	92.69	1.197	17:59:53.132
7 -	21.521	40.624	13.954	1:16.099 (3)	93.62	0.432	18:01:09.231
8 -	21.660	42.145	15.172	1:18.977	90.21	3.310	18:02:28.208
9 -	22.365	42.104	14.031	1:18.500	90.75	2.833	18:03:46.708
10 -	22.168	42.050	14.029	1:18.247	91.05	2.580	18:05:04.955
11 -	21.884	41.579	13.776	1:17.239	92.24	1.572	18:06:22.194
12 -	21.676	41.474	13.753	1:16.903	92.64	1.236	18:07:39.097
13 -	21.878	41.068	13.823	1:16.769	92.80	1.102	18:08:55.866
14 -	22.087	40.803	13.656	1:16.546	93.07	0.879	18:10:12.412

P6		27 A		Garry WARDLE		Seat Cupra 2000	
IDEAL LAP TIME : 1:17.560		BEST LAP TIME : 1:17.634		DIFFERENCE : 0.074			
LAP	SECTOR 1	SECTOR 2	SECTOR 3	LAP TIME	MPH	DIFF	TIME OF DAY
1 -		42.058	13.945	1:24.391	84.42	6.757	17:53:31.237
2 -	22.430	41.658	14.263	1:18.351	90.93	0.717	17:54:49.588
3 -	22.425	42.036	14.265	1:18.726	90.49	1.092	17:56:08.314
4 -	22.349	41.920	14.760	1:19.029	90.15	1.395	17:57:27.343
5 -	22.356	41.922	14.261	1:18.539	90.71	0.905	17:58:45.882
6 -	22.194	41.774	14.127	1:18.095 (3)	91.23	0.461	18:00:03.977
7 -	22.531	43.702	14.044	1:20.277	88.75	2.643	18:01:24.254
8 -	22.789	41.575	14.274	1:18.638	90.60	1.004	18:02:42.892
9 -	22.617	41.889	14.384	1:18.890	90.31	1.256	18:04:01.782
10 -	22.518	42.446	14.705	1:19.669	89.42	2.035	18:05:21.451
11 -	22.294	41.753	14.271	1:18.318	90.97	0.684	18:06:39.769
12 -	22.164	41.630	14.042	1:17.836 (2)	91.53	0.202	18:07:57.605
13 -	22.048	41.567	14.019	1:17.634 (1)	91.77		18:09:15.239
14 -	22.310	41.818	14.174	1:18.302	90.98	0.668	18:10:33.541

2022 CNC Heads Sports/Saloon Car Championship

RACE 19 - SECTOR ANALYSIS



SECTOR 1 = FL to I1, SECTOR 2 = I1 to I2, SECTOR 3 = I2 to FL, DIFF = Difference To Personal Best Lap, P = Crossed Finish Line in Pit Lane, D = Time Disallowed

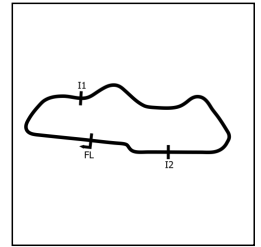
P7		7 B		Connor MODRO		Ginetta G40 2000	
IDEAL LAP TIME : 1:17.664		BEST LAP TIME : 1:18.323		DIFFERENCE : 0.659			
LAP	SECTOR 1	SECTOR 2	SECTOR 3	LAP TIME	MPH	DIFF	TIME OF DAY
1 -		45.987	15.137	1:31.089	78.21	12.766	17:53:37.935
2 -	23.632	42.904	14.344	1:20.880	88.08	2.557	17:54:58.815
3 -	23.046	43.589	14.135	1:20.770	88.20	2.447	17:56:19.585
4 -	22.996	43.248	14.273	1:20.517	88.48	2.194	17:57:40.102
5 -	23.058	42.505	14.092	1:19.655	89.44	1.332	17:58:59.757
6 -	22.827	42.345	14.220	1:19.392	89.74	1.069	18:00:19.149
7 -	23.151	41.391	13.842	1:18.384 (2)	90.89	0.061	18:01:37.533
8 -	22.815	41.725	13.872	1:18.412 (3)	90.86	0.089	18:02:55.945
9 -	22.612	42.014	13.697	1:18.323 (1)	90.96		18:04:14.268
10 -	22.691	41.726	14.879	1:19.296	89.84	0.973	18:05:33.564
11 -	22.641	42.257	13.960	1:18.858	90.34	0.535	18:06:52.422
12 -	22.669	42.922	13.661	1:19.252	89.89	0.929	18:08:11.674
13 -	22.711	42.659	14.191	1:19.561	89.54	1.238	18:09:31.235

P8		30 B		Robert WAKELIN		Peugeot 205 2000	
IDEAL LAP TIME : 1:18.663		BEST LAP TIME : 1:19.579		DIFFERENCE : 0.916			
LAP	SECTOR 1	SECTOR 2	SECTOR 3	LAP TIME	MPH	DIFF	TIME OF DAY
1 -		42.351	14.851	1:25.186	83.63	5.607	17:53:32.032
2 -	22.890	42.441	14.385	1:19.716 (2)	89.37	0.137	17:54:51.748
3 -	22.927	42.677	14.173	1:19.777	89.30	0.198	17:56:11.525
4 -	22.981	42.186	14.640	1:19.807	89.27	0.228	17:57:31.332
5 -	22.855	42.741	14.492	1:20.088	88.96	0.509	17:58:51.420
6 -	23.369	43.841	14.284	1:21.494	87.42	1.915	18:00:12.914
7 -	22.982	42.868	14.519	1:20.369	88.64	0.790	18:01:33.283
8 -	23.102	42.576	14.324	1:20.002	89.05	0.423	18:02:53.285
9 -	23.040	42.462	14.313	1:19.815	89.26	0.236	18:04:13.100
10 -	22.970	42.144	14.707	1:19.821	89.25	0.242	18:05:32.921
11 -	22.854	42.573	14.295	1:19.722 (3)	89.36	0.143	18:06:52.643
12 -	22.881	42.840	13.858	1:19.579 (1)	89.52		18:08:12.222
13 -	22.661	43.231	14.090	1:19.982	89.07	0.403	18:09:32.204

P9		23 B		Richard HALL		Caterham 420R 2000	
IDEAL LAP TIME : 1:20.058		BEST LAP TIME : 1:20.521		DIFFERENCE : 0.463			
LAP	SECTOR 1	SECTOR 2	SECTOR 3	LAP TIME	MPH	DIFF	TIME OF DAY
1 -		43.789	14.813	1:28.216	80.76	7.695	17:53:35.062
2 -	23.333	43.292	14.384	1:21.009	87.94	0.488	17:54:56.071
3 -	23.565	43.659	14.682	1:21.906	86.98	1.385	17:56:17.977
4 -	23.514	44.922	15.472	1:23.908	84.91	3.387	17:57:41.885
5 -	23.017	42.983	15.253	1:21.253	87.68	0.732	17:59:03.138
6 -	22.882	44.200	14.636	1:21.718	87.18	1.197	18:00:24.856
7 -	24.181	42.972	15.565	1:22.718	86.13	2.197	18:01:47.574
8 -	23.752	43.178	15.051	1:21.981	86.90	1.460	18:03:09.555
9 -	23.964	45.020	14.487	1:23.471	85.35	2.950	18:04:33.026
10 -	22.819	43.265	14.526	1:20.610 (2)	88.38	0.089	18:05:53.636
11 -	22.960	43.492	14.294	1:20.746 (3)	88.23	0.225	18:07:14.382
12 -	22.997	43.409	14.464	1:20.870	88.09	0.349	18:08:35.252
13 -	22.792	43.189	14.540	1:20.521 (1)	88.48		18:09:55.773

2022 CNC Heads Sports/Saloon Car Championship

RACE 19 - SECTOR ANALYSIS



SECTOR 1 = FL to I1, SECTOR 2 = I1 to I2, SECTOR 3 = I2 to FL, DIFF = Difference To Personal Best Lap, P = Crossed Finish Line in Pit Lane, D = Time Disallowed

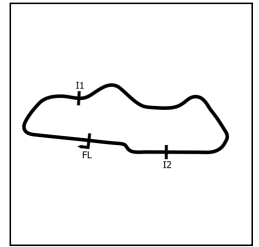
P10 56 E		Ian BAMBER		Ginetta G20 2000			
IDEAL LAP TIME : 1:20.434		BEST LAP TIME : 1:20.815		DIFFERENCE : 0.381			
LAP	SECTOR 1	SECTOR 2	SECTOR 3	LAP TIME	MPH	DIFF	TIME OF DAY
1 -		46.051	14.867	1:30.699	78.55	9.884	17:53:37.545
2 -	23.539	43.130	14.146	1:20.815 (1)	88.15		17:54:58.360
3 -	23.261	44.007	14.583	1:21.851	87.04	1.036	17:56:20.211
4 -	23.169	43.260	14.559	1:20.988 (3)	87.97	0.173	17:57:41.199
5 -	23.254	43.119	14.640	1:21.013	87.94	0.198	17:59:02.212
6 -	23.323	44.115	14.878	1:22.316	86.55	1.501	18:00:24.528
7 -	23.856	43.300	15.689	1:22.845	85.99	2.030	18:01:47.373
8 -	23.573	43.361	15.225	1:22.159	86.71	1.344	18:03:09.532
9 -	23.504	44.540	14.227	1:22.271	86.59	1.456	18:04:31.803
10 -	23.272	43.211	14.409	1:20.892 (2)	88.07	0.077	18:05:52.695
11 -	23.356	44.234	14.870	1:22.460	86.40	1.645	18:07:15.155
12 -	23.891	43.403	14.590	1:21.884	87.00	1.069	18:08:37.039
13 -	26.630	44.370	14.857	1:25.857	82.98	5.042	18:10:02.896

P11 87 B		David GREEN		Honda Civic 2000			
IDEAL LAP TIME : 1:21.692		BEST LAP TIME : 1:22.114		DIFFERENCE : 0.422			
LAP	SECTOR 1	SECTOR 2	SECTOR 3	LAP TIME	MPH	DIFF	TIME OF DAY
1 -		45.274	15.488	1:31.918	77.51	9.804	17:53:38.764
2 -	24.282	44.023	15.152	1:23.457	85.36	1.343	17:55:02.221
3 -	24.265	43.794	15.289	1:23.348	85.48	1.234	17:56:25.569
4 -	24.182	44.062	15.745	1:23.989	84.82	1.875	17:57:49.558
5 -	23.937	43.719	15.290	1:22.946	85.89	0.832	17:59:12.504
6 -	24.001	43.549	15.025	1:22.575 (3)	86.28	0.461	18:00:35.079
7 -	24.847	43.893	15.386	1:24.126	84.69	2.012	18:01:59.205
8 -	24.079	43.173	14.862	1:22.114 (1)	86.76		18:03:21.319
9 -	23.657	44.253	15.077	1:22.987	85.85	0.873	18:04:44.306
10 -	23.805	45.467	15.010	1:24.282	84.53	2.168	18:06:08.588
11 -	23.926	44.144	14.969	1:23.039	85.79	0.925	18:07:31.627
12 -	24.013	43.331	15.087	1:22.431 (2)	86.43	0.317	18:08:54.058
13 -	25.041	44.303	15.005	1:24.349	84.46	2.235	18:10:18.407

P12 77 E		Steven PARKER		BMW Compact 2496			
IDEAL LAP TIME : 1:22.197		BEST LAP TIME : 1:22.333		DIFFERENCE : 0.136			
LAP	SECTOR 1	SECTOR 2	SECTOR 3	LAP TIME	MPH	DIFF	TIME OF DAY
1 -		46.074	15.466	1:33.837	75.92	11.504	17:53:40.683
2 -	25.135	45.013	16.104	1:26.252	82.60	3.919	17:55:06.935
3 -	24.345	44.269	15.405	1:24.019	84.79	1.686	17:56:30.954
4 -	24.047	44.658	15.150	1:23.855	84.96	1.522	17:57:54.809
5 -	24.285	43.976	14.954	1:23.215	85.61	0.882	17:59:18.024
6 -	24.287	44.351	14.819	1:23.457	85.36	1.124	18:00:41.481
7 -	23.781	43.678	14.874	1:22.333 (1)	86.53		18:02:03.814
8 -	23.960	43.597	15.012	1:22.569 (2)	86.28	0.236	18:03:26.383
9 -	24.025	44.574	15.125	1:23.724	85.09	1.391	18:04:50.107
10 -	23.871	44.392	15.014	1:23.277	85.55	0.944	18:06:13.384
11 -	23.889	43.884	15.046	1:22.819 (3)	86.02	0.486	18:07:36.203
12 -	24.434	44.424	14.985	1:23.843	84.97	1.510	18:09:00.046
13 -	24.027	46.220	15.214	1:25.461	83.36	3.128	18:10:25.507

2022 CNC Heads Sports/Saloon Car Championship

RACE 19 - SECTOR ANALYSIS



SECTOR 1 = FL to I1, SECTOR 2 = I1 to I2, SECTOR 3 = I2 to FL, DIFF = Difference To Personal Best Lap, P = Crossed Finish Line in Pit Lane, D = Time Disallowed

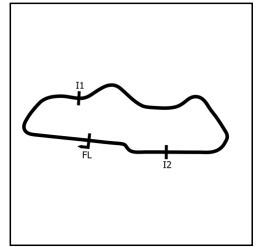
P13 88 B		Thomas FRANKLAND		Renault 5GT Turbo 1998			
IDEAL LAP TIME : 1:23.275		BEST LAP TIME : 1:23.655		DIFFERENCE : 0.380			
LAP	SECTOR 1	SECTOR 2	SECTOR 3	LAP TIME	MPH	DIFF	TIME OF DAY
1 -		45.589	15.006	1:32.153	77.31	8.498	17:53:38.999
2 -	24.374	45.439	14.928	1:24.741 (3)	84.07	1.086	17:55:03.740
3 -	24.406	44.646	14.834	1:23.886 (2)	84.93	0.231	17:56:27.626
4 -	24.300	44.517	14.838	1:23.655 (1)	85.16		17:57:51.281
5 -	23.924	45.336	16.320	1:25.580	83.25	1.925	17:59:16.861
6 -	24.957	44.968	15.173	1:25.098	83.72	1.443	18:00:41.959
7 -	24.697	45.911	15.668	1:26.276	82.57	2.621	18:02:08.235
8 -	24.960	45.946	16.434	1:27.340	81.57	3.685	18:03:35.575
9 -	24.779	47.573	15.478	1:27.830	81.11	4.175	18:05:03.405
10 -	25.685	45.361	15.563	1:26.609	82.26	2.954	18:06:30.014
11 -	24.886	45.951	15.601	1:26.438	82.42	2.783	18:07:56.452
12 -	25.283	45.057	15.554	1:25.894	82.94	2.239	18:09:22.346
13 -	24.696	45.285	15.797	1:25.778	83.05	2.123	18:10:48.124

P14 17 B		Allan SCOTT		Mazda F323 2000			
IDEAL LAP TIME : 1:24.150		BEST LAP TIME : 1:24.573		DIFFERENCE : 0.423			
LAP	SECTOR 1	SECTOR 2	SECTOR 3	LAP TIME	MPH	DIFF	TIME OF DAY
1 -		47.567	16.818	1:39.015	71.95	14.442	17:53:45.861
2 -	25.780	45.627	16.992	1:28.399	80.59	3.826	17:55:14.260
3 -	25.564	46.210	15.550	1:27.324	81.58	2.751	17:56:41.584
4 -	25.026	46.004	15.363	1:26.393	82.46	1.820	17:58:07.977
5 -	25.012	45.830	16.115	1:26.957	81.93	2.384	17:59:34.934
6 -	25.152	45.529	15.291	1:25.972	82.87	1.399	18:01:00.906
7 -	24.935	45.667	16.690	1:27.292	81.61	2.719	18:02:28.198
8 -	25.017	45.492	15.444	1:25.953	82.88	1.380	18:03:54.151
9 -	24.445	45.889	15.227	1:25.561 (3)	83.26	0.988	18:05:19.712
10 -	24.692	45.028	15.340	1:25.060 (2)	83.76	0.487	18:06:44.772
11 -	24.631	44.607	15.335	1:24.573 (1)	84.24		18:08:09.345
12 -	24.316	46.044	15.432	1:25.792	83.04	1.219	18:09:35.137

P15 75 F		Graeme SMITH		Mazda MX5 1598			
IDEAL LAP TIME : 1:26.090		BEST LAP TIME : 1:26.549		DIFFERENCE : 0.459			
LAP	SECTOR 1	SECTOR 2	SECTOR 3	LAP TIME	MPH	DIFF	TIME OF DAY
1 -		47.679	15.703	1:35.960	74.24	9.411	17:53:42.806
2 -	25.510	46.971	16.345	1:28.826	80.20	2.277	17:55:11.632
3 -	25.714	46.249	15.469	1:27.432	81.48	0.883	17:56:39.064
4 -	25.447	46.085	15.429	1:26.961	81.92	0.412	17:58:06.025
5 -	25.312	46.411	15.410	1:27.133	81.76	0.584	17:59:33.158
6 -	25.043	46.390	15.116	1:26.549 (1)	82.31		18:00:59.707
7 -	25.313	46.161	15.224	1:26.698 (2)	82.17	0.149	18:02:26.405
8 -	26.045	46.231	16.315	1:28.591	80.42	2.042	18:03:54.996
9 -	25.343	46.066	15.429	1:26.838	82.04	0.289	18:05:21.834
10 -	25.250	46.157	15.321	1:26.728 (3)	82.14	0.179	18:06:48.562
11 -	25.069	46.495	15.363	1:26.927	81.96	0.378	18:08:15.489
12 -	25.259	45.931	16.264	1:27.454	81.46	0.905	18:09:42.943

2022 CNC Heads Sports/Saloon Car Championship

RACE 19 - SECTOR ANALYSIS



SECTOR 1 = FL to I1, SECTOR 2 = I1 to I2, SECTOR 3 = I2 to FL, DIFF = Difference To Personal Best Lap, P = Crossed Finish Line in Pit Lane, D = Time Disallowed

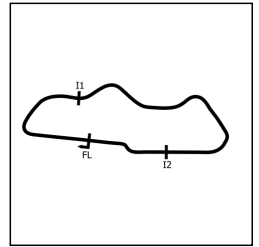
P16		118 D		Ric WALKER		Mini R56 JCW 1600	
IDEAL LAP TIME : 1:25.384		BEST LAP TIME : 1:25.917		DIFFERENCE : 0.533			
LAP	SECTOR 1	SECTOR 2	SECTOR 3	LAP TIME	MPH	DIFF	TIME OF DAY
1 -		48.159	16.515	1:37.947	72.73	12.030	17:53:44.793
2 -	25.001	47.361	17.680	1:30.042	79.12	4.125	17:55:14.835
3 -	25.381	47.110	15.537	1:28.028	80.93	2.111	17:56:42.863
4 -	24.946	46.039	15.342	1:26.327 (3)	82.53	0.410	17:58:09.190
5 -	24.930	46.589	15.207	1:26.726	82.15	0.809	17:59:35.916
6 -	24.682	46.396	16.445	1:27.523	81.40	1.606	18:01:03.439
7 -	24.619	46.918	15.450	1:26.987	81.90	1.070	18:02:30.426
8 -	24.790	46.060	15.155	1:26.005 (2)	82.83	0.088	18:03:56.431
9 -	25.029	46.254	16.234	1:27.517	81.40	1.600	18:05:23.948
10 -	24.688	46.045	15.184	1:25.917 (1)	82.92		18:06:49.865
11 -	24.498	46.906	15.303	1:26.707	82.16	0.790	18:08:16.572
12 -	24.520	45.731	16.361	1:26.612	82.25	0.695	18:09:43.184

P17		71 F		Dave BEECROFT		Citroen Saxo	
IDEAL LAP TIME : 1:26.095		BEST LAP TIME : 1:26.161		DIFFERENCE : 0.066			
LAP	SECTOR 1	SECTOR 2	SECTOR 3	LAP TIME	MPH	DIFF	TIME OF DAY
1 -		48.591	17.087	1:39.222	71.80	13.061	17:53:46.068
2 -	25.962	48.024	16.962	1:30.948	78.33	4.787	17:55:17.016
3 -	25.900	46.699	16.754	1:29.353	79.73	3.192	17:56:46.369
4 -	25.019	46.087	15.752	1:26.858 (2)	82.02	0.697	17:58:13.227
5 -	24.931	47.040	15.902	1:27.873	81.07	1.712	17:59:41.100
6 -	25.123	47.370	15.890	1:28.383	80.61	2.222	18:01:09.483
7 -	24.667	45.929	15.565	1:26.161 (1)	82.68		18:02:35.644
8 -	24.781	46.422	17.875	1:29.078	79.98	2.917	18:04:04.722
9 -	25.403	47.050	16.050	1:28.503	80.50	2.342	18:05:33.225
10 -	24.915	47.192	15.547	1:27.654	81.28	1.493	18:07:00.879
11 -	24.619	47.328	15.624	1:27.571 (3)	81.35	1.410	18:08:28.450
12 -	25.339	47.886	15.861	1:29.086	79.97	2.925	18:09:57.536

P18		84 E		Peter KOUKOULAS		Toyota MR2 Roadster 1800	
IDEAL LAP TIME : 1:27.687		BEST LAP TIME : 1:27.816		DIFFERENCE : 0.129			
LAP	SECTOR 1	SECTOR 2	SECTOR 3	LAP TIME	MPH	DIFF	TIME OF DAY
1 -		48.523	17.750	1:39.070	71.91	11.254	17:53:45.916
2 -	26.405	47.799	16.331	1:30.535	78.69	2.719	17:55:16.451
3 -	25.828	47.513	16.889	1:30.230	78.96	2.414	17:56:46.681
4 -	25.921	47.064	15.816	1:28.801	80.23	0.985	17:58:15.482
5 -	25.468	46.845	15.503	1:27.816 (1)	81.13		17:59:43.298
6 -	25.770	47.139	15.540	1:28.449 (3)	80.55	0.633	18:01:11.747
7 -	25.637	46.840	15.379	1:27.856 (2)	81.09	0.040	18:02:39.603
8 -	25.710	47.909	15.709	1:29.328	79.75	1.512	18:04:08.931
9 -	25.684	47.542	15.645	1:28.871	80.16	1.055	18:05:37.802
10 -	26.239	48.037	15.437	1:29.713	79.41	1.897	18:07:07.515
11 -	26.031	47.522	16.011	1:29.564	79.54	1.748	18:08:37.079
12 -	25.915	47.396	15.489	1:28.800	80.23	0.984	18:10:05.879

2022 CNC Heads Sports/Saloon Car Championship

RACE 19 - SECTOR ANALYSIS



SECTOR 1 = FL to I1, SECTOR 2 = I1 to I2, SECTOR 3 = I2 to FL, DIFF = Difference To Personal Best Lap, P = Crossed Finish Line in Pit Lane, D = Time Disallowed

P19 67 F		David BIRD		Toyota MR2 Mk1 1595			
IDEAL LAP TIME : 1:30.546		BEST LAP TIME : 1:31.195		DIFFERENCE : 0.649			
LAP	SECTOR 1	SECTOR 2	SECTOR 3	LAP TIME	MPH	DIFF	TIME OF DAY
1 -		49.162	16.781	1:41.251	70.36	10.056	17:53:48.097
2 -	26.170	48.601	16.424	1:31.195 (1)	78.12		17:55:19.292
3 -	26.236	48.317	16.794	1:31.347 (2)	77.99	0.152	17:56:50.639
4 -	26.540	49.477	16.777	1:32.794	76.77	1.599	17:58:23.433
5 -	26.682	51.833	17.015	1:35.530	74.58	4.335	17:59:58.963
6 -	26.767	50.983	16.896	1:34.646	75.27	3.451	18:01:33.609
7 -	26.380	49.246	16.821	1:32.447	77.06	1.252	18:03:06.056
8 -	26.447	50.002	16.951	1:33.400	76.28	2.205	18:04:39.456
9 -	26.474	50.825	16.398	1:33.697	76.03	2.502	18:06:13.153
10 -	26.807	49.304	16.088	1:32.199 (3)	77.27	1.004	18:07:45.352
11 -	26.141	49.722	16.396	1:32.259	77.22	1.064	18:09:17.611
12 -	26.743	49.901	16.724	1:33.368	76.30	2.173	18:10:50.979

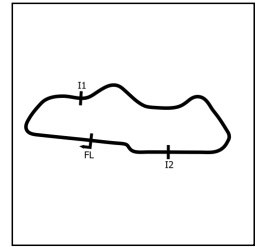
P20 34 F		Helen ALLEN		Ford Fiesta Zetec S 1600			
IDEAL LAP TIME : 1:34.965		BEST LAP TIME : 1:35.859		DIFFERENCE : 0.894			
LAP	SECTOR 1	SECTOR 2	SECTOR 3	LAP TIME	MPH	DIFF	TIME OF DAY
1 -		51.653	17.270	1:46.562	66.85	10.703	17:53:53.408
2 -	28.051	50.399	17.409	1:35.859 (1)	74.32		17:55:29.267
3 -	27.897	51.272	17.662	1:36.831 (2)	73.57	0.972	17:57:06.098
4 -	27.899	54.187	17.460	1:39.546	71.57	3.687	17:58:45.644
5 -	27.701	52.123	17.268	1:37.092 (3)	73.38	1.233	18:00:22.736
6 -	29.068	51.716	17.594	1:38.378	72.42	2.519	18:02:01.114
7 -	29.435	52.672	17.296	1:39.403	71.67	3.544	18:03:40.517
8 -	28.307	57.185	18.616	1:44.108	68.43	8.249	18:05:24.625
9 -	28.471	54.903	17.754	1:41.128	70.45	5.269	18:07:05.753
10 -	28.396	53.990	17.481	1:39.867	71.34	4.008	18:08:45.620
11 -	27.298	52.735	17.568	1:37.601	72.99	1.742	18:10:23.221

P21 37 F		Brian ALLEN		Ford Puma 1600			
IDEAL LAP TIME : 1:35.496		BEST LAP TIME : 1:37.076		DIFFERENCE : 1.580			
LAP	SECTOR 1	SECTOR 2	SECTOR 3	LAP TIME	MPH	DIFF	TIME OF DAY
1 -		52.199	17.480	1:46.120	67.13	9.044	17:53:52.966
2 -	29.338	50.598	17.146	1:37.082 (2)	73.38	0.006	17:55:30.048
3 -	28.089	52.226	18.473	1:38.788	72.12	1.712	17:57:08.836
4 -	29.990	54.220	17.601	1:41.811	69.97	4.735	17:58:50.647
5 -	27.975	54.720	17.889	1:40.584	70.83	3.508	18:00:31.231
6 -	28.825	55.628	17.540	1:41.993	69.85	4.917	18:02:13.224
7 -	29.306	53.792	17.552	1:40.650	70.78	3.574	18:03:53.874
8 -	29.987	53.619	18.227	1:41.833	69.96	4.757	18:05:35.707
9 -	28.007	52.667	17.392	1:38.066	72.65	0.990	18:07:13.773
10 -	28.889	52.056	16.923	1:37.868 (3)	72.79	0.792	18:08:51.641
11 -	28.662	51.366	17.048	1:37.076 (1)	73.39		18:10:28.717

P22 65 B		Colin ROBINSON		Ford Escort 2500			
IDEAL LAP TIME :		BEST LAP TIME : 1:22.849		DIFFERENCE :			
LAP	SECTOR 1	SECTOR 2	SECTOR 3	LAP TIME	MPH	DIFF	TIME OF DAY
1 -				1:34.162	75.66	11.313	17:53:41.008
2 -				1:23.801	85.01	0.952	17:55:04.809
3 -				1:23.676	85.14	0.827	17:56:28.485
4 -				1:23.235 (2)	85.59	0.386	17:57:51.720
5 -				1:23.657 (3)	85.16	0.808	17:59:15.377
6 -				1:24.525	84.29	1.676	18:00:39.902
7 -				1:22.849 (1)	85.99		18:02:02.751

2022 CNC Heads Sports/Saloon Car Championship

RACE 19 - SECTOR ANALYSIS



SECTOR 1 = FL to I1, SECTOR 2 = I1 to I2, SECTOR 3 = I2 to FL, DIFF = Difference To Personal Best Lap, P = Crossed Finish Line in Pit Lane, D = Time Disallowed

P23 20 A		James AUKLAND		Ford Capri 3907			
IDEAL LAP TIME : 1:24.469		BEST LAP TIME : 1:31.302		DIFFERENCE : 6.833			
LAP	SECTOR 1	SECTOR 2	SECTOR 3	LAP TIME	MPH	DIFF	TIME OF DAY
1 -		45.302	15.226	1:31.302 (1)	78.03		17:53:38.148
2 -	23.941	46.853	IN PIT	1:46.424 P	66.94	15.121	17:55:24.572

2022 CNC Heads Sports/Saloon Car Championship

RACE 19 - BEST SECTORS

SECTOR 1			SECTOR 2			SECTOR 3			IDEAL / BEST COMPARISON						
POS	NO	NAME	TIME	NO	NAME	TIME	NO	NAME	TIME	POS	NO	NAME	IDEAL	BEST	DIFF
													PERFECT LAP	1:11.412	
1	6	ALLAWAY	20.544	94	WOOLFITT	37.926	94	WOOLFITT	12.942	1	94	WOOLFITT	1:11.591	1:12.606	1.015
2	94	WOOLFITT	20.723	6	ALLAWAY	39.216	92	RILEY	13.118	2	6	ALLAWAY	1:13.276	1:13.301	0.025
3	80	RUDD	20.876	80	RUDD	39.443	80	RUDD	13.149	3	80	RUDD	1:13.468	1:13.589	0.121
4	92	RILEY	21.431	8	OWEN	39.961	6	ALLAWAY	13.516	4	92	RILEY	1:14.628	1:14.997	0.369
5	8	OWEN	21.521	92	RILEY	40.079	8	OWEN	13.656	5	8	OWEN	1:15.138	1:15.667	0.529
6	27	WARDLE	22.048	7	MODRO	41.391	7	MODRO	13.661	6	27	WARDLE	1:17.560	1:17.634	0.074
7	7	MODRO	22.612	27	WARDLE	41.567	30	WAKELIN	13.858	7	7	MODRO	1:17.664	1:18.323	0.659
8	30	WAKELIN	22.661	30	WAKELIN	42.144	27	WARDLE	13.945	8	30	WAKELIN	1:18.663	1:19.579	0.916
9	23	HALL	22.792	23	HALL	42.972	56	BAMBER	14.146	9	23	HALL	1:20.058	1:20.521	0.463
10	56	BAMBER	23.169	56	BAMBER	43.119	23	HALL	14.294	10	56	BAMBER	1:20.434	1:20.815	0.381
11	87	GREEN	23.657	87	GREEN	43.173	77	PARKER	14.819	11	87	GREEN	1:21.692	1:22.114	0.422
12	77	PARKER	23.781	77	PARKER	43.597	88	FRANKLAND	14.834	12	77	PARKER	1:22.197	1:22.333	0.136
13	88	FRANKLAND	23.924	88	FRANKLAND	44.517	87	GREEN	14.862	13	88	FRANKLAND	1:23.275	1:23.655	0.380
14	20	AUKLAND	23.941	17	SCOTT	44.607	75	SMITH	15.116	14	17	SCOTT	1:24.150	1:24.573	0.423
15	17	SCOTT	24.316	20	AUKLAND	45.302	118	WALKER	15.155	15	20	AUKLAND	1:24.469	1:31.302	6.833
16	118	WALKER	24.498	118	WALKER	45.731	20	AUKLAND	15.226	16	118	WALKER	1:25.384	1:25.917	0.533
17	71	BEECROFT	24.619	71	BEECROFT	45.929	17	SCOTT	15.227	17	75	SMITH	1:26.090	1:26.549	0.459
18	75	SMITH	25.043	75	SMITH	45.931	84	KOUKOULAS	15.379	18	71	BEECROFT	1:26.095	1:26.161	0.066
19	84	KOUKOULAS	25.468	84	KOUKOULAS	46.840	71	BEECROFT	15.547	19	84	KOUKOULAS	1:27.687	1:27.816	0.129
20	67	BIRD	26.141	67	BIRD	48.317	67	BIRD	16.088	20	67	BIRD	1:30.546	1:31.195	0.649
21	34	ALLEN	27.298	34	ALLEN	50.399	37	ALLEN	16.923	21	34	ALLEN	1:34.965	1:35.859	0.894
22	37	ALLEN	27.975	37	ALLEN	50.598	34	ALLEN	17.268	22	37	ALLEN	1:35.496	1:37.076	1.580
23										23	65	ROBINSON		1:22.849	

2022 CNC Heads Sports/Saloon Car Championship

RACE 19 - STATISTICS

Competitors Started 23
Planned Start 2022-08-21 @ 17:30:00.000
Actual Start 2022-08-21 @ 17:52:06.845
Finish Time 2022-08-21 @ 18:09:29.049
Track Length 1.9790mi.
Total Laps 278
Total Distance Covered 550.1806mi.

Session Fastest Lap History

NO	CL	NAME	LAP TIME	TIME OF DAY	LAP	VEHICLE
94	B	Jon WOOLFITT	1:17.745	17:53:24.600	1	Spire GTR 1661
94	B	Jon WOOLFITT	1:14.697	17:54:39.297	2	Spire GTR 1661
6	A	Simon ALLAWAY	1:14.359	17:54:41.452	2	Lotus Esprit V8 5000
80	A	Richard RUDD	1:14.253	17:54:42.111	2	Ford Escort 2000
94	B	Jon WOOLFITT	1:13.108	17:55:52.404	3	Spire GTR 1661
94	B	Jon WOOLFITT	1:12.606	17:57:05.011	4	Spire GTR 1661

Session Leader History

NO	CL	NAME	FROM LAP	LAPS LED	DISTANCE	VEHICLE
94	B	Jon WOOLFITT	1	14	27.66 miles	Spire GTR 1661

Flag History

TYPE	TIME OF DAY
GREEN	17:52:06.845
FINISH	18:09:29.049

Flag Statistics

TYPE	COUNT	TOTAL LAPS	TOTAL TIME
Green	1	14	18:50.666
Red	0	0	0.000
Safety Car	0	0	0.000
FCY	0	0	0.000

2022 CNC Heads Sports/Saloon Car Championship

RACE 19 - STATISTICS

CLASS : A

4 Starters

Fastest Lap History

NO	NAME	LAP TIME	TIME OF DAY	LAP	VEHICLE
6	Simon ALLAWAY	1:20.241	17:53:27.094	1	Lotus Esprit V8 5000
6	Simon ALLAWAY	1:14.359	17:54:41.452	2	Lotus Esprit V8 5000
80	Richard RUDD	1:14.253	17:54:42.111	2	Ford Escort 2000
6	Simon ALLAWAY	1:13.301	17:55:54.754	3	Lotus Esprit V8 5000

Leader History

NO	NAME	FROM LAP	LAPS LED	DISTANCE	VEHICLE
6	Simon ALLAWAY	1	3	5.89 miles	Lotus Esprit V8 5000
80	Richard RUDD	4	11	21.76 miles	Ford Escort 2000

2022 CNC Heads Sports/Saloon Car Championship

RACE 19 - STATISTICS

CLASS : B

10 Starters

Fastest Lap History

NO	NAME	LAP TIME	TIME OF DAY	LAP	VEHICLE
94	Jon WOOLFITT	1:17.745	17:53:24.600	1	Spire GTR 1661
94	Jon WOOLFITT	1:14.697	17:54:39.297	2	Spire GTR 1661
94	Jon WOOLFITT	1:13.108	17:55:52.404	3	Spire GTR 1661
94	Jon WOOLFITT	1:12.606	17:57:05.011	4	Spire GTR 1661

Leader History

NO	NAME	FROM LAP	LAPS LED	DISTANCE	VEHICLE
94	Jon WOOLFITT	1	14	27.66 miles	Spire GTR 1661

2022 CNC Heads Sports/Saloon Car Championship

RACE 19 - STATISTICS

CLASS : D

1 Starters

Fastest Lap History

NO	NAME	LAP TIME	TIME OF DAY	LAP	VEHICLE
118	Ric WALKER	1:37.947	17:53:44.801	1	Mini R56 JCW 1600
118	Ric WALKER	1:30.042	17:55:14.845	2	Mini R56 JCW 1600
118	Ric WALKER	1:28.028	17:56:42.871	3	Mini R56 JCW 1600
118	Ric WALKER	1:26.327	17:58:09.200	4	Mini R56 JCW 1600
118	Ric WALKER	1:26.005	18:03:56.440	8	Mini R56 JCW 1600
118	Ric WALKER	1:25.917	18:06:49.874	10	Mini R56 JCW 1600

Leader History

NO	NAME	FROM LAP	LAPS LED	DISTANCE	VEHICLE
118	Ric WALKER	1	12	23.71 miles	Mini R56 JCW 1600

2022 CNC Heads Sports/Saloon Car Championship

RACE 19 - STATISTICS

CLASS : E

3 Starters

Fastest Lap History

NO	NAME	LAP TIME	TIME OF DAY	LAP	VEHICLE
56	Ian BAMBER	1:30.699	17:53:37.550	1	Ginetta G20 2000
56	Ian BAMBER	1:20.815	17:54:58.365	2	Ginetta G20 2000

Leader History

NO	NAME	FROM LAP	LAPS LED	DISTANCE	VEHICLE
56	Ian BAMBER	1	13	25.68 miles	Ginetta G20 2000

2022 CNC Heads Sports/Saloon Car Championship

RACE 19 - STATISTICS

CLASS : F

5 Starters

Fastest Lap History

NO	NAME	LAP TIME	TIME OF DAY	LAP	VEHICLE
75	Graeme SMITH	1:35.960	17:53:42.804	1	Mazda MX5 1598
75	Graeme SMITH	1:28.826	17:55:11.630	2	Mazda MX5 1598
75	Graeme SMITH	1:27.432	17:56:39.063	3	Mazda MX5 1598
75	Graeme SMITH	1:26.961	17:58:06.026	4	Mazda MX5 1598
71	Dave BEECROFT	1:26.858	17:58:13.232	4	Citroen Saxo
75	Graeme SMITH	1:26.549	18:00:59.707	6	Mazda MX5 1598
71	Dave BEECROFT	1:26.161	18:02:35.650	7	Citroen Saxo

Leader History

NO	NAME	FROM LAP	LAPS LED	DISTANCE	VEHICLE
75	Graeme SMITH	1	12	23.71 miles	Mazda MX5 1598