

**Croft**

**18<sup>th</sup>/19<sup>th</sup> May 2024**

**Darlington and District Motor Club**



**CATERHAM**  
MOTORSPORT

**S.M.A.R.T.**

**Scottish Motorsports Automatic Race Timing**

Ravenslea, Melrose Road, Galashiels, TD1 2AT

Telephone : 01896 – 752447



# DDMC Spring race meeting

Sorted on best lap time

Scottish Legends Championship

Croft 2.125 miles

Familiarisation - Q1

18/05/2024 09:30

Practice (10:00 Time) started at 9:32:49

Pos	No.	Name	Make/Model	CC	Class	Laps	Best Tm	Diff	Best Speed	2nd Best
1	14	Daniel CLARK	Legend Coupe	890	L	6	1:35.542		80.069	1:35.721
2	52	Stewart BLACK	Legend Coupe	1250	L	6	1:35.785	0.243	79.866	1:36.152
3	85	Mark BEATY	Legend Coupe	1250	L	6	1:36.095	0.553	79.609	1:36.880
4	24	Matthew PAPE	Legend Coupe	1250	L	6	1:36.477	0.935	79.294	1:37.113
5	77	Michael WEDDELL	Legend Coupe	1250	L R	5	1:36.615	1.073	79.180	1:36.846
6	10	Ross HODGSON	Legend Coupe	1300	L R	6	1:37.033	1.491	78.839	1:37.159
7	8	Nick BRIDGEMAN	Legend Coupe	1250	L T	6	1:37.269	1.727	78.648	1:37.516
8	95	Maxim POPELYUSHKO	Legend Coupe	850	L	6	1:37.848	2.306	78.182	1:38.404
9	26	Scott HYNDS	Legend Coupe	1250	L	5	1:38.602	3.060	77.585	1:39.944
10	333	William READ	Legend Coupe	890	L	6	1:38.781	3.239	77.444	1:39.053
11	27	Grant HUNTER	Legend Coupe	890	L R	6	1:38.951	3.409	77.311	1:40.672
12	15	Elby CLARK	Legend Coupe	890	L	6	1:39.266	3.724	77.066	1:41.814
13	9	Colin ATKINSON	Legend Coupe	899	L	6	1:39.654	4.112	76.766	1:40.981
14	28	David ALLAN	Legend Coupe	890	L	6	1:39.863	4.321	76.605	1:41.774
15	35	Neil SHENTON	Legend Coupe	1250	L	6	1:40.743	5.201	75.936	1:41.342
16	282	Grant DAVISON	Legend Coupe	890	L	6	1:41.363	5.821	75.471	1:42.469
17	6	Gary ATKINSON	Legend Sedan-Van	899	L R	6	1:42.593	7.051	74.566	1:44.566
18	17	Billy WAIT	Legend Coupe	1250	L	6	1:42.639	7.097	74.533	1:43.966
19	78	David HEADEN	Legend Sedan	1250	L R	6	1:42.674	7.132	74.508	1:43.019
20	55	Stuart McANDREW	Legend Coupe	1250	L	5	1:43.088	7.546	74.208	1:43.622
21	127	Phil ROWLANDS	Legend Coupe	1250	L R	3	1:43.476	7.934	73.930	1:44.460
22	16	Chris LAPIT	Legend Sedan	1250	L	5	1:44.838	9.296	72.970	1:46.472
23	53	Stuart ROBERTSON	Legend Coupe	850	L	5	1:46.811	11.269	71.622	1:47.130
24	66	Alastair CALDERWOOD	Legend Sedan	1250	L	5	1:59.004	23.462	64.284	1:59.973
25	43	Jonty NORMAN	Legend Sedan	1250	L	1			-	

Clerk of the Course

Orbits

Sig : Time :

Chief Timekeeper : Ian Sharp (SMART Timing)

Results available at [www.smart-timing.co.uk](http://www.smart-timing.co.uk) and [www.speedhive.com](http://www.speedhive.com)

Printed: 18/05/2024 09:46:19





### DDMC Spring race meeting

Sorted on best lap time

Caterham Academy

Croft 2.125 miles

Qualifying 2 - White group - AMENDED RESULT

18/05/2024 09:55

Practice (15:00 Time) started at 9:48:15

Pos	No.	Name	Make/Model	CC	Class	Laps	Best Tm	Diff	Best Speed	2nd Best
1	18	Paul OGGELSBY	Caterham Academy	1600	CAW	5	<b>1:38.087</b>		77.992	1:38.656
2	42	Scott HELME	Caterham Academy	1600	CAW	5	<b>1:38.516</b>	0.429	77.652	1:39.070
3	6	Tim HARDCASTLE	Caterham Academy	1600	CAW	5	<b>1:38.619</b>	0.532	77.571	1:38.773
4	97	Cal SHORT	Caterham Academy	1600	CAW	4	<b>1:38.714</b>	0.627	77.497	1:40.549
5	12	Alastair MORTON	Caterham Academy	1600	CAW	5	<b>1:38.837</b>	0.750	77.400	1:39.838
6	88	Luciano CARUSO	Caterham Academy	1600	CAW	5	<b>1:39.041</b>	0.954	77.241	1:39.667
7	23	David HALL	Caterham Academy	1600	CAW	4	<b>1:39.265</b>	1.178	77.066	1:43.479
8	96	Charles HARRIS	Caterham Academy	1600	CAW	4	<b>1:40.383</b>	2.296	76.208	1:44.085
9	71	Richard HAIGH	Caterham Academy	1600	CAW	5	<b>1:40.439</b>	2.352	76.166	1:42.649
10	36	Chris BUCK	Caterham Academy	1600	CAW	4	<b>1:40.548</b>	2.461	76.083	1:41.012
11	14	William HARRIS	Caterham Academy	1600	CAW	4	<b>1:41.100</b>	3.013	75.668	1:49.585
12	69	Eduardo PONTES	Caterham Academy	1600	CAW	4	<b>1:41.594</b>	3.507	75.300	1:44.198
13	5	Stephen HARRIS	Caterham Academy	1600	CAW	4	<b>1:42.246</b>	4.159	74.820	1:42.963
14	86	Craig EVANS	Caterham Academy	1600	CAW	4	<b>1:42.352</b>	4.265	74.742	1:45.361
15	16	Benoit CARNE	Caterham Academy	1600	CAW	4	<b>1:42.528</b>	4.441	74.614	1:49.596
16	22	William COOPE	Caterham Academy	1600	CAW	4	<b>1:43.104</b>	5.017	74.197	1:45.150
17	94	Alex TRIMNELL	Caterham Academy	1600	CAW	4	<b>1:43.830</b>	5.743	73.678	1:44.345
18	92	Greg Van Der GAAST	Caterham Academy	1600	CAW	4	<b>1:43.838</b>	5.751	73.672	1:46.888
19	2	Charles CHAPMAN	Caterham Academy	1600	CAW	4	<b>1:44.352</b>	6.265	73.310	1:46.772
20	26	Zena AL-JALLI	Caterham Academy	1600	CAW	4	<b>1:45.201</b>	7.114	72.718	1:45.558
21	32	Ivan SEARLE	Caterham Academy	1600	CAW	4	<b>1:46.426</b>	8.339	71.881	1:47.420
22	47	Gary FRY	Caterham Academy	1600	CAW	4	<b>1:47.695</b>	9.608	71.034	1:48.623
23	99	Oliver PLUNKETT	Caterham Academy	1600	CAW	3	<b>1:51.163</b>	13.076	68.818	6:06.113
24	15	Nick SAMPSON	Caterham Academy	1600	CAW	1			-	

#### Announcements

Car No.88 - No working transponder - Please fix before Race  
 AMENDED RESULT - Car No's 6, 18 & 42 Re-classified

Clerk of the Course

Orbits

Sig : Time :  
 Chief Timekeeper : Ian Sharp (SMART Timing)  
 Results available at [www.smart-timing.co.uk](http://www.smart-timing.co.uk) and [www.speedhive.com](http://www.speedhive.com)

Printed: 18/05/2024 11:27:35

### DDMC Spring race meeting

Caterham Academy

Croft 2.125 miles

### Qualifying 2 - White group - AMENDED RESULT

18/05/2024 09:55

Practice (15:00 Time) started at 9:48:15

Lap	Time of Day	Lap Tm	SFSpd
<b>(18) Paul OGGELSBY</b>			
1	9:49:28.097		
2	9:51:06.184	<b>1:38.087</b>	82.3
3	9:56:41.871	<b>5:35.687</b>	85.3
4	9:58:20.527	<b>1:38.656</b>	84.4
5	9:59:59.223	<b>1:38.696</b>	85.2
<b>(42) Scott HELME</b>			
1	9:49:28.730		
2	9:51:07.246	<b>1:38.516</b>	84.4
3	9:56:44.181	<b>5:36.935</b>	85.2
4	9:58:23.251	<b>1:39.070</b>	84.5
5	10:00:02.727	<b>1:39.476</b>	86.8
<b>(6) Tim HARDCASTLE</b>			
1	9:49:29.145		
2	9:51:07.764	<b>1:38.619</b>	85.5
3	9:56:42.699	<b>5:34.935</b>	85.5
4	9:58:21.472	<b>1:38.773</b>	85.1
5	10:00:00.858	<b>1:39.386</b>	85.6
<b>(97) Cal SHORT</b>			
1	9:50:39.870		68.2
2	9:56:47.555	<b>6:07.685</b>	82.4
3	9:58:28.104	<b>1:40.549</b>	82.7
4	10:00:06.818	<b>1:38.714</b>	85.5
<b>(12) Alastair MORTON</b>			
1	9:49:39.160		82.7
2	9:51:17.997	<b>1:38.837</b>	82.8
3	9:57:02.524	<b>5:44.527</b>	82.5
4	9:58:42.489	<b>1:39.965</b>	83.5
5	10:00:22.327	<b>1:39.838</b>	82.0
<b>(88) Luciano CARUSO</b>			
1	9:49:37.434		
2	9:51:17.101	<b>1:39.667</b>	
3	9:56:48.446	<b>5:31.345</b>	
4	9:58:29.944	<b>1:41.498</b>	
5	10:00:08.985	<b>1:39.041</b>	
<b>(23) David HALL</b>			
1	9:50:11.775		82.8
2	9:56:34.816	<b>6:23.041</b>	82.6
3	9:58:18.295	<b>1:43.479</b>	82.3
4	9:59:57.560	<b>1:39.265</b>	83.4
<b>(96) Charles HARRIS</b>			
1	9:50:32.214		80.6
2	9:56:50.400	<b>6:18.186</b>	83.6
3	9:58:30.783	<b>1:40.383</b>	83.5
4	10:00:14.868	<b>1:44.085</b>	82.2
<b>(71) Richard HAIGH</b>			
1	9:49:34.345		
2	9:51:14.784	<b>1:40.439</b>	81.1
3	9:56:57.728	<b>5:42.944</b>	81.5
4	9:58:42.858	<b>1:45.130</b>	72.9
5	10:00:25.507	<b>1:42.649</b>	79.0
<b>(36) Chris BUCK</b>			
1	9:49:49.561		82.1
2	9:56:12.781	<b>6:23.220</b>	82.5
3	9:57:53.329	<b>1:40.548</b>	83.4
4	9:59:34.341	<b>1:41.012</b>	83.4
<b>(14) William HARRIS</b>			
1	9:50:03.771		82.1
2	9:56:20.423	<b>6:16.652</b>	82.3
3	9:58:10.008	<b>1:49.585</b>	82.4
4	9:59:51.108	<b>1:41.100</b>	83.5
<b>(69) Eduardo PONTES</b>			

Lap	Time of Day	Lap Tm	SFSpd
1	9:50:25.750		80.2
2	9:56:46.141	<b>6:20.391</b>	81.3
3	9:58:30.339	<b>1:44.198</b>	76.8
4	10:00:11.933	<b>1:41.594</b>	82.0
<b>(5) Stephen HARRIS</b>			
1	9:50:20.271		80.3
2	9:56:41.442	<b>6:21.171</b>	81.6
3	9:58:24.405	<b>1:42.963</b>	83.3
4	10:00:06.651	<b>1:42.246</b>	81.9
<b>(86) Craig EVANS</b>			
1	9:50:10.933		79.1
2	9:56:32.127	<b>6:21.194</b>	81.6
3	9:58:14.479	<b>1:42.352</b>	83.2
4	9:59:59.840	<b>1:45.361</b>	84.5
<b>(16) Benoit CARNE</b>			
1	9:50:01.771		78.2
2	9:56:21.848	<b>6:20.077</b>	79.3
3	9:58:04.376	<b>1:42.528</b>	81.0
4	9:59:53.972	<b>1:49.596</b>	79.8
<b>(22) William COOPE</b>			
1	9:49:57.754		79.0
2	9:56:17.591	<b>6:19.837</b>	79.7
3	9:58:02.741	<b>1:45.150</b>	80.0
4	9:59:45.845	<b>1:43.104</b>	79.7
<b>(94) Alex TRIMNELL</b>			
1	9:49:50.621		81.9
2	9:56:16.420	<b>6:25.799</b>	81.4
3	9:58:00.250	<b>1:43.830</b>	82.2
4	9:59:44.595	<b>1:44.345</b>	81.6
<b>(92) Greg Van Der GAAST</b>			
1	9:50:14.878		81.0
2	9:56:37.104	<b>6:22.226</b>	81.1
3	9:58:23.992	<b>1:46.888</b>	81.2
4	10:00:07.830	<b>1:43.838</b>	81.6
<b>(2) Charles CHAPMAN</b>			
1	9:50:43.105		79.9
2	9:56:54.545	<b>6:11.440</b>	80.9
3	9:58:38.897	<b>1:44.352</b>	81.0
4	10:00:25.669	<b>1:46.772</b>	71.8
<b>(26) Zena AL-JALLI</b>			
1	9:50:45.986		78.0
2	9:56:52.274	<b>6:06.288</b>	81.8
3	9:58:37.475	<b>1:45.201</b>	80.8
4	10:00:23.033	<b>1:45.558</b>	82.3
<b>(32) Ivan SEARLE</b>			
1	9:49:49.827		80.1
2	9:56:16.672	<b>6:26.845</b>	81.9
3	9:58:03.098	<b>1:46.426</b>	81.6
4	9:59:50.518	<b>1:47.420</b>	83.5
<b>(47) Gary FRY</b>			
1	9:50:06.954		82.2
2	9:56:26.222	<b>6:19.268</b>	82.0
3	9:58:13.917	<b>1:47.695</b>	81.9
4	10:00:02.540	<b>1:48.623</b>	83.5
<b>(99) Oliver PLUNKETT</b>			
1	9:50:49.069		68.6
2	9:56:55.182	<b>6:06.113</b>	75.7
3	9:58:46.345	<b>1:51.163</b>	76.9
<b>(15) Nick SAMPSON</b>			
1	9:49:40.806		81.1

Clerk of the Course

Orbits

Sig : Time :  
 Chief Timekeeper : Ian Sharp (SMART Timing)  
 Results available at [www.smart-timing.co.uk](http://www.smart-timing.co.uk) and [www.speedhive.com](http://www.speedhive.com)



RACE WITH RESPECT

### DDMC Spring race meeting

Caterham Academy

Croft 2.125 miles

Race 2 - White group - AMENDED GRID

18/05/2024 14:05

Race (20:00 Time)

POLE POSITION

<b>2</b>	42 Scott HELME 1:38.516
<b>4</b>	97 Cal SHORT 1:38.714
<b>6</b>	88 Luciano CARUSO 1:39.041
<b>8</b>	96 Charles HARRIS 1:40.383
<b>10</b>	36 Chris BUCK 1:40.548
<b>12</b>	69 Eduardo PONTES 1:41.594
<b>14</b>	86 Craig EVANS 1:42.352
<b>16</b>	22 William COOPE 1:43.104
<b>18</b>	92 Greg Van Der GAAST 1:43.838
<b>20</b>	26 Zena AL-JALLI 1:45.201

<b>1</b>	18 Paul OGGELSBY 1:38.087
<b>3</b>	6 Tim HARDCASTLE 1:38.619
<b>5</b>	12 Alastair MORTON 1:38.837
<b>7</b>	23 David HALL 1:39.265
<b>9</b>	71 Richard HAIGH 1:40.439
<b>11</b>	14 William HARRIS 1:41.100
<b>13</b>	5 Stephen HARRIS 1:42.246
<b>15</b>	16 Benoit CARNE 1:42.528
<b>17</b>	94 Alex TRIMNELL 1:43.830
<b>19</b>	2 Charles CHAPMAN 1:44.352

1  
2  
3  
4  
5  
6  
7  
8  
9  
10

Clerk of the Course

Orbits

Sig : Time :  
 Chief Timekeeper : Ian Sharp (SMART Timing)  
 Results available at [www.smart-timing.co.uk](http://www.smart-timing.co.uk) and [www.speedhive.com](http://www.speedhive.com)



## DDMC Spring race meeting


Caterham Academy

Croft 2.125 miles

Race 2 - White group - AMENDED GRID

18/05/2024 14:05

Race (20:00 Time)



22

47 Gary FRY  
1:47.695

21

32 Ivan SEARLE  
1:46.426

11

24

15 Nick SAMPSON

23

99 Oliver PLUNKETT  
1:51.163

12

Clerk of the Course

Orbits

Sig : Time :

Chief Timekeeper : Ian Sharp (SMART Timing)

Results available at [www.smart-timing.co.uk](http://www.smart-timing.co.uk) and [www.speedhive.com](http://www.speedhive.com)

Printed: 18/05/2024 11:20:33



motor  
sport  
UK

RACE  
WITH  
RESPECT

## DDMC Spring race meeting

Sorted on best lap time

NSSCC Classes A & E / Scottish Classics

Croft 2.125 miles

Qualifying 3

18/05/2024 10:15

Practice (15:00 Time) started at 10:07:37

Pos	No.	Name	Make/Model	CC	Class	Laps	Best Tm	Diff	Best Speed	2nd Best
1	62	Paul RANKIN	Westfield Aero	2400	A1	9	1:22.929		92.248	1:24.002
2	94	Jon WOOLFIT	Spire GTR	1585	A1	9	1:23.360	0.431	91.771	1:25.255
3	128	Phill HOUSE	Audi RS3	2000T	A1	10	1:27.634	4.705	87.295	1:28.450
4	191	Kirk ARMITAGE	BMW M3	3200	A1	10	1:27.970	5.041	86.961	1:28.864
5	12	Scott HUBEL	Peugeot 205 T16	2000	A2	10	1:31.617	8.688	83.500	1:32.646
6	80	Andrew WAREING	Lotus Europa	2300	A1	6	1:33.537	10.608	81.786	1:34.443
7	29	Justin COX	Caterham Sigmax	1600	E1	9	1:33.583	10.654	81.746	1:33.859
8	3	Chris HUNTLY	Subaru Impreza WRX	2000	A1	9	1:34.018	11.089	81.367	1:35.968
9	65	Ian TOWERS	MK Striker	999	E2	9	1:34.084	11.155	81.310	1:34.481
10	1	Alastair BAPTIE	MGB GT V8	3500	CE	7	1:36.230	13.301	79.497	1:38.357
11	78	Andrew GRAHAM	Triumph TR8	3500	CE	8	1:36.818	13.889	79.014	1:39.823
12	7	Keiron BAILLIE	Lotus 7	1600	CB	9	1:37.888	14.959	78.151	1:38.296
13	63	John KINMOND	Rover SD1	3500	CE	9	1:38.164	15.235	77.931	1:38.831
14	17	Philip RUSSELL	BMW E36	2000	CI	5	1:38.650	15.721	77.547	1:40.520
15	64	Adam KINMOND	Rover Vitesse	3500	CI	9	1:39.870	16.941	76.600	1:40.072
16	58	Jonny GREENWOOD	Ginetta G20	3000	A1	9	1:41.012	18.083	75.734	1:42.595
17	51	Barry EASTAUGH	MBG GT	3500	CE	8	1:41.149	18.220	75.631	1:42.182
18	311	Stephen SADLER	Peugeot 205 GTi	1600	CI	9	1:43.431	20.502	73.962	1:43.576
19	165	Paul GREEN	Ford Fiesta XR2	1600	XR	8	1:43.992	21.063	73.563	1:45.079
20	162	Andrew KINMOND	TVR Vixen	2500	CB	8	1:44.378	21.449	73.291	1:44.974
21	15	Ewan ANDERSON	BMW 2002Ti	1600	CB	6	1:44.487	21.558	73.215	1:45.943
22	22	Simon MAYNE	AB Arion S2	996	E2	2	1:44.653	21.724	73.099	
23	21	Jimmy CROW	Scimitar Coupe GT	3000	CG	8	1:46.971	24.042	71.515	1:47.140
24	11	Iain MITCHELL	Vauxhall Nova	1300	CA	6	1:47.863	24.934	70.923	1:49.004
25	71	Paul BOWERS	Fiat 128	1300	CA	8	1:48.489	25.560	70.514	1:48.719
26	23	Sonny GRAY	Ford Fiesta XR2	1600	XR	5	1:48.559	25.630	70.469	1:50.538
27	5	Michael LONGSTAFFE	MG Midget	1380	CA	6	1:49.554	26.625	69.829	1:51.013
28	18	Damien MCKAY	Westfield	999	A2	3	1:52.870	29.941	67.777	1:50.565
29	28	Fraser TURNBULL	Ford Fiesta XR2	1600	XR	7	1:56.821	33.892	65.485	1:57.086
30	66	Duncan O'NEILL	Ford Fiesta XR2	1600	XR	7	1:59.145	36.216	64.207	1:59.740
31	143	Neil MacKAY	Austin Mini	1300	CA	2	2:32.908	1:09.971	50.030	
32	100	Andy ROBINSON	Ford Falcon	5000	A1	1			-	

### Announcements

Car No's 11, 23 & 143 - No working transponder - Please fix before 1st Race

Clerk of the Course

Orbits

Sig : Time :  
Chief Timekeeper : Ian Sharp (SMART Timing)  
Results available at [www.smart-timing.co.uk](http://www.smart-timing.co.uk) and [www.speedhive.com](http://www.speedhive.com)

Printed: 18/05/2024 10:25:34



**RACE  
WITH  
RESPECT**





# DDMC Spring race meeting

NSSCC Classes A & E / Scottish Classics

Croft 2.125 miles

Qualifying 3

18/05/2024 10:15

Practice (15:00 Time) started at 10:07:37

Lap	Time of Day	Lap Tm	SFSpd	Lap	Time of Day	Lap Tm	SFSpd	Lap	Time of Day	Lap Tm	SFSpd
<b>(21) Jimmy CROW</b>											
1	10:10:25.039		75.6								
2	10:12:21.850	<b>1:56.811</b>	83.8								
3	10:14:16.276	<b>1:54.426</b>	85.6								
4	10:16:19.120	<b>2:02.844</b>	<b>89.1</b>								
5	10:18:06.761	<b>1:47.641</b>	86.9								
6	10:19:56.608	<b>1:49.847</b>	78.4								
7	10:21:43.748	<b>1:47.140</b>	88.9								
8	10:23:30.719	<b>1:46.971</b>	87.5								
<b>(11) Iain MITCHELL</b>											
1	10:10:38.704										
2	10:12:27.708	<b>1:49.004</b>									
3	10:14:15.571	<b>1:47.863</b>									
4	10:16:06.974	<b>1:51.403</b>									
5	10:17:59.512	<b>1:52.538</b>									
6	10:23:04.627	<b>5:05.115</b>									
<b>(71) Paul BOWERS</b>											
1	10:10:07.906		78.5								
2	10:11:58.053	<b>1:50.147</b>	79.7								
3	10:13:48.104	<b>1:50.051</b>	79.5								
4	10:15:38.408	<b>1:50.304</b>	79.4								
5	10:17:28.858	<b>1:50.450</b>	72.5								
6	10:19:17.954	<b>1:49.096</b>	78.8								
7	10:21:06.673	<b>1:48.719</b>	<b>80.3</b>								
8	10:22:55.162	<b>1:48.489</b>	80.1								
<b>(23) Sonny GRAY</b>											
1	10:15:49.061										
2	10:17:47.596	<b>1:58.535</b>									
3	10:19:39.725	<b>1:52.129</b>									
4	10:21:30.263	<b>1:50.538</b>									
5	10:23:18.822	<b>1:48.559</b>									
<b>(5) Michael LONGSTAFFE</b>											
1	10:11:10.228		79.2								
2	10:13:03.868	<b>1:53.640</b>	79.5								
3	10:14:59.876	<b>1:56.008</b>	77.6								
4	10:16:53.516	<b>1:53.640</b>	77.9								
5	10:18:44.529	<b>1:51.013</b>	80.1								
6	10:20:34.083	<b>1:49.554</b>	<b>81.6</b>								
<b>(18) Damien McKAY</b>											
1	10:09:41.722		<b>93.5</b>								
2	10:21:32.287	<b>11:50.565</b>	80.2								
3	10:23:25.157	<b>1:52.870</b>	89.5								
<b>(28) Fraser TURNBULL</b>											
1	10:11:35.945		71.8								
2	10:13:41.098	<b>2:05.153</b>	69.1								
3	10:15:45.872	<b>2:04.774</b>	72.2								
4	10:17:46.709	<b>2:00.837</b>	72.2								
5	10:19:45.410	<b>1:58.701</b>	<b>72.5</b>								
6	10:21:42.496	<b>1:57.086</b>	71.3								
7	10:23:39.317	<b>1:56.821</b>	71.9								
<b>(66) Duncan O'NEILL</b>											
1	10:11:30.645		72.1								
2	10:13:38.199	<b>2:07.554</b>	73.3								
3	10:15:43.025	<b>2:04.826</b>	73.7								
4	10:17:42.765	<b>1:59.740</b>	<b>74.1</b>								
5	10:19:42.772	<b>2:00.007</b>	73.5								
6	10:21:42.822	<b>2:00.050</b>	72.8								
7	10:23:41.967	<b>1:59.145</b>	72.1								
<b>(143) Neil MacKAY</b>											
1	10:20:12.455										
2	10:22:45.363	<b>2:32.908</b>									
<b>(100) Andy ROBINSON</b>											
1	10:09:43.969		<b>65.0</b>								

Clerk of the Course

Orbits

Sig : Time :  
Chief Timekeeper : Ian Sharp (SMART Timing)  
Results available at [www.smart-timing.co.uk](http://www.smart-timing.co.uk) and [www.speedhive.com](http://www.speedhive.com)

# DDMC Spring race meeting

NSSCC Classes A & E / Scottish Classics

Croft 2.125 miles

Race 7 - 1st Race

18/05/2024 16:20

Race (15:00 and 1 Laps)

AMENDED GRID No's 80 & 94 Withdrawn/No.62 BofG

POLE POSITION

Grid No	Driver Name	Time	Grid No	Driver Name	Time
2	191 Kirk ARMITAGE	1:27.970	1	128 Phill HOUSE	1:27.634
4	29 Justin COX	1:33.583	3	12 Scott HUBEL	1:31.617
6	65 Ian TOWERS	1:34.084	5	3 Chris HUNTLY	1:34.018
8	78 Andrew GRAHAM	1:36.818	7	1 Alastair BAPTIE	1:36.230
10	63 John KINMOND	1:38.164	9	7 Keiron BAILLIE	1:37.888
12	64 Adam KINMOND	1:39.870	11	17 Philip RUSSELL	1:38.650
14	51 Barry EASTAUGH	1:41.149	13	58 Jonny GREENWOOD	1:41.012
16	165 Paul GREEN	1:43.992	15	311 Stephen SADLER	1:43.431
18	15 Ewan ANDERSON	1:44.487	17	162 Andrew KINMOND	1:44.378
20	21 Jimmy CROW	1:46.971	19	22 Simon MAYNE	1:44.653

Clerk of the Course

Orbits

Sig : Time :  
Chief Timekeeper : Ian Sharp (SMART Timing)  
Results available at [www.smart-timing.co.uk](http://www.smart-timing.co.uk) and [www.speedhive.com](http://www.speedhive.com)



**RACE WITH RESPECT**

## DDMC Spring race meeting

NSSCC Classes A & E / Scottish Classics

Croft 2.125 miles

Race 7 - 1st Race

18/05/2024 16:20

Race (15:00 and 1 Laps)



**22**

71 Paul BOWERS  
1:48.489

**24**

5 Michael LONGSTAFFE  
1:49.554

**26**

28 Fraser TURNBULL  
1:56.821

**28**

143 Neil MacKAY  
2:32.908

**30**

62 Paul RANKIN  
1:22.929

**21**

11 Iain MITCHELL  
1:47.863

**23**

23 Sonny GRAY  
1:48.559

**25**

18 Damien McKAY  
1:52.870

**27**

66 Duncan O'NEILL  
1:59.145

**29**

100 Andy ROBINSON

**11**

**12**

**13**

**14**

**15**

Clerk of the Course

Orbits

Sig : Time :  
Chief Timekeeper : Ian Sharp (SMART Timing)  
Results available at [www.smart-timing.co.uk](http://www.smart-timing.co.uk) and [www.speedhive.com](http://www.speedhive.com)

Printed: 18/05/2024 14:12:27

# DDMC Spring race meeting

NSSCC Classes A & E / Scottish Classics

Croft 2.125 miles

Race 11 - 2nd Race

19/05/2024 13:00

Race (15:00 and 1 Laps)

AMENDED GRID No's 80, 94 & 100 out / 2 & 62 BofG

POLE POSITION

2	1	1
191 Kirk ARMITAGE 1:28.864	128 Phill HOUSE 1:28.450	1
4	3	2
29 Justin COX 1:33.859	12 Scott HUBEL 1:32.646	3
6	5	4
3 Chris HUNTLY 1:35.968	65 Ian TOWERS 1:34.481	5
8	7	6
1 Alastair BAPTIE 1:38.357	7 Keiron BAILLIE 1:38.296	7
10	9	8
78 Andrew GRAHAM 1:39.823	63 John KINMOND 1:38.831	9
12	11	10
17 Philip RUSSELL 1:40.520	64 Adam KINMOND 1:40.072	
14	13	
58 Jonny GREENWOOD 1:42.595	51 Barry EASTAUGH 1:42.182	
16	15	
162 Andrew KINMOND 1:44.974	311 Stephen SADLER 1:43.576	
18	17	
15 Ewan ANDERSON 1:45.943	165 Paul GREEN 1:45.079	
20	19	
71 Paul BOWERS 1:48.719	21 Jimmy CROW 1:47.140	

Clerk of the Course

Orbits

Sig : Time :  
Chief Timekeeper : Ian Sharp (SMART Timing)  
Results available at [www.smart-timing.co.uk](http://www.smart-timing.co.uk) and [www.speedhive.com](http://www.speedhive.com)



**RACE WITH RESPECT**

## DDMC Spring race meeting

NSSCC Classes A & E / Scottish Classics

Croft 2.125 miles

Race 11 - 2nd Race

19/05/2024 13:00

Race (15:00 and 1 Laps)



**22**

23 Sonny GRAY  
1:50.538

**24**

28 Fraser TURNBULL  
1:57.086

**26**

18 Damien McKAY  
11:50.565

**28**

22 Simon MAYNE

**30**

2 Matty COBB

**21**

11 Iain MITCHELL  
1:49.004

**23**

5 Michael LONGSTAFFE  
1:51.013

**25**

66 Duncan O'NEILL  
1:59.740

**27**

143 Neil MacKAY

**29**

62 Paul RANKIN  
1:24.002

**11**

**12**

**13**

**14**

**15**

Clerk of the Course

Orbits

Sig : Time :  
Chief Timekeeper : Ian Sharp (SMART Timing)  
Results available at [www.smart-timing.co.uk](http://www.smart-timing.co.uk) and [www.speedhive.com](http://www.speedhive.com)

Printed: 19/05/2024 11:26:30

### DDMC Spring race meeting

Sorted on best lap time

Caterham Academy

Croft 2.125 miles

Qualifying 4 - Green group

18/05/2024 10:40

Practice (12:53 Time) started at 10:28:03

Pos	No.	Name	Make/Model	CC	Class	Laps	Best Tm	Diff	Best Speed	2nd Best
1	3	Bruno Van DYKE	Caterham Academy	1600	CAG	7	<b>1:37.184</b>		78.717	1:37.347
2	21	Alexander COOMBES	Caterham Academy	1600	CAG	7	<b>1:37.761</b>	0.577	78.252	1:38.414
3	46	James HALL	Caterham Academy	1600	CAG	8	<b>1:38.041</b>	0.857	78.029	1:38.405
4	25	Louis DARLING	Caterham Academy	1600	CAG	8	<b>1:38.561</b>	1.377	77.617	1:38.983
5	33	Brian THORNTON	Caterham Academy	1600	CAG	8	<b>1:38.693</b>	1.509	77.513	1:38.780
6	51	Harrison CAVERS	Caterham Academy	1600	CAG	8	<b>1:38.906</b>	1.722	77.346	1:39.552
7	10	Aaron OLIVER	Caterham Academy	1600	CAG	7	<b>1:39.017</b>	1.833	77.259	1:39.378
8	8	Ben SNAPE	Caterham Academy	1600	CAG	8	<b>1:39.063</b>	1.879	77.224	1:39.169
9	27	Jezz SKELTON	Caterham Academy	1600	CAG	7	<b>1:39.333</b>	2.149	77.014	1:39.925
10	56	Dean BURDEN	Caterham Academy	1600	CAG	8	<b>1:39.534</b>	2.350	76.858	1:40.049
11	38	Jimmy WAI	Caterham Academy	1600	CAG	7	<b>1:40.092</b>	2.908	76.430	1:40.457
12	7	Sam PARKER	Caterham Academy	1600	CAG	8	<b>1:40.220</b>	3.036	76.332	1:40.266
13	24	Oliver WHITE	Caterham Academy	1600	CAG	7	<b>1:40.560</b>	3.376	76.074	1:40.708
14	17	Daniel CRAWLEY	Caterham Academy	1600	CAG	7	<b>1:40.583</b>	3.399	76.057	1:40.681
15	77	Charlie NEARN	Caterham Academy	1600	CAG	7	<b>1:40.590</b>	3.406	76.051	1:40.866
16	60	Mark STANCER	Caterham Academy	1600	CAG	7	<b>1:41.557</b>	4.373	75.327	1:43.240
17	52	Chris HIX	Caterham Academy	1600	CAG	7	<b>1:41.986</b>	4.802	75.010	1:42.854
18	9	Wayne HOWELL	Caterham Academy	1600	CAG	7	<b>1:43.281</b>	6.097	74.070	1:43.645
19	44	Andrew DAVISON	Caterham Academy	1600	CAG	7	<b>1:45.669</b>	8.485	72.396	1:46.408
20	11	Scott MILLAR	Caterham Academy	1600	CAG	7	<b>1:46.166</b>	8.982	72.057	1:46.304
21	4	Alistair KINNEAR	Caterham Academy	1600	CAG	7	<b>1:48.673</b>	11.489	70.395	1:50.311
22	29	Scott DARLING	Caterham Academy	1600	CAG	7	<b>1:49.233</b>	12.049	70.034	1:50.783
23	20	Steve LORRIMAN	Caterham Academy	1600	CAG	1			-	

#### Announcements

Car No.52 - No working transponder - Please fix before Race

Clerk of the Course

Orbits

Sig : Time :

Chief Timekeeper : Ian Sharp (SMART Timing)

Results available at [www.smart-timing.co.uk](http://www.smart-timing.co.uk) and [www.speedhive.com](http://www.speedhive.com)

Printed: 18/05/2024 10:53:00





### DDMC Spring race meeting

Caterham Academy

Croft 2.125 miles

Race 4 - Green group

18/05/2024 15:00

Race (20:00 Time)

POLE POSITION

2 21 Alexander COOMBES 1:37.761
4 25 Louis DARLING 1:38.561
6 51 Harrison CAVERS 1:38.906
8 8 Ben SNAPE 1:39.063
10 56 Dean BURDEN 1:39.534
12 7 Sam PARKER 1:40.220
14 17 Daniel CRAWLEY 1:40.583
16 60 Mark STANCER 1:41.557
18 9 Wayne HOWELL 1:43.281
20 11 Scott MILLAR 1:46.166

1 3 Bruno Van DYKE 1:37.184
3 46 James HALL 1:38.041
5 33 Brian THORNTON 1:38.693
7 10 Aaron OLIVER 1:39.017
9 27 Jez SKELTON 1:39.333
11 38 Jimmy WAI 1:40.092
13 24 Oliver WHITE 1:40.560
15 77 Charlie NEARN 1:40.590
17 52 Chris HIX 1:41.986
19 44 Andrew DAVISON 1:45.669

1  
2  
3  
4  
5  
6  
7  
8  
9  
10

Clerk of the Course

Orbits

Sig : Time :  
 Chief Timekeeper : Ian Sharp (SMART Timing)  
 Results available at [www.smart-timing.co.uk](http://www.smart-timing.co.uk) and [www.speedhive.com](http://www.speedhive.com)



## DDMC Spring race meeting


Caterham Academy

Croft 2.125 miles

Race 4 - Green group

18/05/2024 15:00

Race (20:00 Time)



22

29 Scott DARLING  
1:49.233

21

4 Alistair KINNEAR  
1:48.673

11

23

20 Steve LORRIMAN

12

Clerk of the Course

Orbits

Sig : Time :

Chief Timekeeper : Ian Sharp (SMART Timing)

Results available at [www.smart-timing.co.uk](http://www.smart-timing.co.uk) and [www.speedhive.com](http://www.speedhive.com)

Printed: 18/05/2024 10:53:59

# DDMC Spring race meeting

Sorted on best lap time

2CV Parts.com Citroen 2CV Championship

Croft 2.125 miles

Qualifying 5

18/05/2024 11:00

Practice (15:00 Time) started at 10:55:47

Pos	No.	Name	Make/Model	CC	Class	Laps	Best Tm	Diff	Best Speed	2nd Best
1	76	Andrew BULL	Citroen 2CV	602	2CV	8	2:01.418		63.005	2:01.971
2	13	Sebastian JONES-WHITE	Citroen 2CV	602	2CV	8	2:01.749	0.331	62.834	2:02.448
3	24	Nicholas HOME	Citroen 2CV	602	2CV	8	2:03.020	1.602	62.185	2:03.678
4	49	Kris TOVEY	Citroen 2CV	602	2CV	8	2:03.145	1.727	62.122	2:03.275
5	89	Nick CRISPIN	Citroen 2CV	602	2CV	8	2:03.201	1.783	62.094	2:03.354
6	30	Luca PROIETTI	Citroen 2CV	602	2CV	3	2:03.542	2.124	61.922	2:19.891
7	55	Julie WALFORD	Citroen 2CV	602	2CV	8	2:03.589	2.171	61.899	2:03.640
8	92	Ian GIBBON	Citroen 2CV	602	2CV	8	2:05.112	3.694	61.145	2:05.696
9	79	Giles OWEN	Citroen 2CV	602	2CV	8	2:06.068	4.650	60.682	2:06.512
10	33	Matthew ARROWSMITH-BROWN	Citroen 2CV	602	2CV	8	2:06.582	5.164	60.435	2:06.837
11	96	Chris HALL	Citroen 2CV	602	2CV	8	2:07.008	5.590	60.232	2:07.449
12	81	Simon TURNER	Citroen 2CV	602	2CV	8	2:07.047	5.629	60.214	2:08.136
13	35	Shirley HENNESSEY	Citroen 2CV	602	2CV	8	2:07.098	5.680	60.190	2:07.357
14	48	Laurence BROADHURST	Citroen 2CV	602	2CV	7	2:09.177	7.759	59.221	2:10.326
15	42	Howard WRIGHT	Citroen 2CV	602	2CV	7	2:10.557	9.139	58.595	2:11.566
16	46	Ethan SPARROW	Citroen 2CV	602	2CV	2	2:11.650	10.232	58.109	
17	67	Colin ETCHELLS	Citroen 2CV	602	2CV	7	2:12.059	10.641	57.929	2:12.284
18	72	Higel HOLLIS	Citroen 2CV	602	2CV	7	2:17.517	16.099	55.629	2:17.580
19	82	Karl HOLT	Citroen 2CV	602	2CV	6	2:17.806	16.388	55.513	2:21.223
20	41	Martin RIMAN	Citroen 2CV	602	2CV	3			-	

Clerk of the Course

Orbits

Sig : Time :  
 Chief Timekeeper : Ian Sharp (SMART Timing)  
 Results available at [www.smart-timing.co.uk](http://www.smart-timing.co.uk) and [www.speedhive.com](http://www.speedhive.com)

Printed: 18/05/2024 11:28:34



# DDMC Spring race meeting

2CV Parts.com Citroen 2CV Championship

Croft 2.125 miles

Race 3 - 1st Race

18/05/2024 14:35

Race (15:00 Time)

POLE POSITION

2	13 Sebastian JONES-WHITE 2:01.749
4	49 Kris TOVEY 2:03.145
6	30 Luca PROIETTI 2:03.542
8	92 Ian GIBBON 2:05.112
10	33 Matthew ARROWSMITH-BROWN 2:06.582
12	81 Simon TURNER 2:07.047
14	48 Laurence BROADHURST 2:09.177
16	46 Ethan SPARROW 2:11.650
18	72 Higel HOLLIS 2:17.517
20	41 Martin RIMAN

1	76 Andrew BULL 2:01.418
3	24 Nicholas HOME 2:03.020
5	89 Nick CRISPIN 2:03.201
7	55 Julie WALFORD 2:03.589
9	79 Giles OWEN 2:06.068
11	96 Chris HALL 2:07.008
13	35 Shirley HENNESSEY 2:07.098
15	42 Howard WRIGHT 2:10.557
17	67 Colin ETCHELLS 2:12.059
19	82 Karl HOLT 2:17.806

1  
2  
3  
4  
5  
6  
7  
8  
9  
10

Clerk of the Course

Orbits

Sig : Time :  
 Chief Timekeeper : Ian Sharp (SMART Timing)  
 Results available at [www.smart-timing.co.uk](http://www.smart-timing.co.uk) and [www.speedhive.com](http://www.speedhive.com)

Printed: 18/05/2024 11:29:41



# DDMC Spring race meeting

Sorted on best lap time

2CV Parts.com Citroen 2CV Championship

Croft 2.125 miles

Qualifying 6

18/05/2024 11:20

Practice (15:00 Time) started at 11:21:32

Pos	No.	Name	Make/Model	CC	Class	Laps	Best Tm	Diff	Best Speed	2nd Best
1	30	Sandro PROIETTI	Citroen 2CV	602	2CV	6	<b>2:01.337</b>		63.048	2:01.926
2	24	Tom PERRY	Citroen 2CV	602	2CV	8	<b>2:02.016</b>	0.679	62.697	2:02.017
3	76	Andrew BULL	Citroen 2CV	602	2CV	8	<b>2:02.026</b>	0.689	62.692	2:02.617
4	49	Alex COCKHILL	Citroen 2CV	602	2CV	8	<b>2:02.648</b>	1.311	62.374	2:03.029
5	89	Nick CRISPIN	Citroen 2CV	602	2CV	7	<b>2:02.835</b>	1.498	62.279	2:03.464
6	48	George BROADHURST	Citroen 2CV	602	2CV	8	<b>2:03.921</b>	2.584	61.733	2:03.929
7	92	Ian GIBBON	Citroen 2CV	602	2CV	8	<b>2:04.186</b>	2.849	61.601	2:05.363
8	35	Chris YATES	Citroen 2CV	602	2CV	8	<b>2:04.247</b>	2.910	61.571	2:04.725
9	55	Steve WALFORD	Citroen 2CV	602	2CV	8	<b>2:04.631</b>	3.294	61.381	2:05.653
10	13	Robert DAWSON	Citroen 2CV	602	2CV	4	<b>2:04.749</b>	3.412	61.323	2:26.187
11	33	Glenn OSWIN	Citroen 2CV	602	2CV	8	<b>2:04.780</b>	3.443	61.308	2:05.182
12	79	Giles OWEN	Citroen 2CV	602	2CV	8	<b>2:04.843</b>	3.506	61.277	2:05.388
13	82	Andi DONALDSON	Citroen 2CV	602	2CV	7	<b>2:05.656</b>	4.319	60.880	2:07.083
14	96	Jennifer HALL	Citroen 2CV	602	2CV	8	<b>2:06.175</b>	4.838	60.630	2:07.169
15	81	Simon TURNER	Citroen 2CV	602	2CV	7	<b>2:07.588</b>	6.251	59.959	2:07.619
16	67	Colin ETCHELLS	Citroen 2CV	602	2CV	8	<b>2:09.852</b>	8.515	58.913	2:10.342
17	42	Martin SUNDERLAND	Citroen 2CV	602	2CV	7	<b>2:11.498</b>	10.161	58.176	2:11.962
18	72	Higel HOLLIS	Citroen 2CV	602	2CV	7	<b>2:13.403</b>	12.066	57.345	2:13.731
19	41	Martin RIMAN	Citroen 2CV	602	2CV				-	
20	46	Ethan SPARROW	Citroen 2CV	602	2CV				-	

## Announcements

Car No's 33 & 48 - Selected Lap Times disallowed - Exceeding track limits

Clerk of the Course

Orbits

Sig : Time :  
 Chief Timekeeper : Ian Sharp (SMART Timing)  
 Results available at [www.smart-timing.co.uk](http://www.smart-timing.co.uk) and [www.speedhive.com](http://www.speedhive.com)

Printed: 18/05/2024 11:40:29



# DDMC Spring race meeting

2CV Parts.com Citroen 2CV Championship

Croft 2.125 miles

## Qualifying 6

18/05/2024 11:20

Practice (15:00 Time) started at 11:21:32



Lap	Time of Day	Lap Tm	SFSpd
<b>(30) Sandro PROIETTI</b>			
1	11:27:45.294		60.6
2	11:29:48.429	2:03.135	59.9
3	11:31:56.190	2:07.761	60.6
4	11:33:58.815	2:02.625	59.4
5	11:36:00.152	2:01.337	59.3
6	11:38:02.078	2:01.926	59.5

Lap	Time of Day	Lap Tm	SFSpd
<b>(24) Tom PERRY</b>			
1	11:23:38.471		61.6
2	11:25:41.812	2:03.341	61.5
3	11:27:44.599	2:02.787	61.4
4	11:29:49.306	2:04.707	62.4
5	11:31:55.124	2:05.818	61.4
6	11:33:57.140	2:02.016	62.2
7	11:35:59.157	2:02.017	60.5
8	11:38:04.040	2:04.883	56.3

Lap	Time of Day	Lap Tm	SFSpd
<b>(76) Andrew BULL</b>			
1	11:23:37.355		60.5
2	11:25:41.238	2:03.883	60.8
3	11:27:48.609	2:07.371	60.9
4	11:29:51.401	2:02.792	61.0
5	11:31:54.743	2:03.342	61.1
6	11:33:56.769	2:02.026	61.3
7	11:36:00.289	2:03.520	59.5
8	11:38:02.906	2:02.617	61.1

Lap	Time of Day	Lap Tm	SFSpd
<b>(49) Alex COCKHILL</b>			
1	11:23:32.795		59.8
2	11:25:37.457	2:04.662	60.3
3	11:27:44.798	2:07.341	58.4
4	11:29:49.974	2:05.176	60.4
5	11:31:53.062	2:03.088	60.1
6	11:33:56.091	2:03.029	59.2
7	11:35:58.739	2:02.648	59.1
8	11:38:02.983	2:04.244	58.7

Lap	Time of Day	Lap Tm	SFSpd
<b>(89) Nick CRISPIN</b>			
1	11:23:37.875		61.0
2	11:25:41.625	2:03.750	61.4
3	11:27:44.460	2:02.835	60.1
4	11:29:48.862	2:04.402	60.8
5	11:31:52.326	2:03.464	59.7
6	11:33:56.243	2:03.917	59.5
7	11:36:09.395	2:13.152	59.1

Lap	Time of Day	Lap Tm	SFSpd
<b>(48) George BROADHURST</b>			
1	11:23:24.400		59.2
2	11:25:30.080	2:05.680	58.5
3	11:27:35.838	2:05.758	58.1
4	11:29:49.629	2:13.791	59.4
5	11:31:55.573	2:05.944	60.0
6	11:33:59.494	2:03.921	59.5
7	11:36:03.423	2:03.929	58.9
8	11:38:08.852	2:05.429	59.2

Lap	Time of Day	Lap Tm	SFSpd
<b>(92) Ian GIBBON</b>			
1	11:23:24.866		60.6
2	11:25:30.893	2:06.027	59.4
3	11:27:36.256	2:05.363	59.2
4	11:29:47.822	2:11.566	59.5
5	11:31:53.627	2:05.805	60.3
6	11:33:57.813	2:04.186	60.5
7	11:36:16.897	2:19.084	
8	11:38:58.992	2:42.095	50.8

Lap	Time of Day	Lap Tm	SFSpd
<b>(35) Chris YATES</b>			
1	11:23:29.304		58.6
2	11:25:34.029	2:04.725	58.9
3	11:27:55.152	2:21.123	58.6
4	11:30:00.058	2:04.906	58.9
5	11:32:05.299	2:05.241	59.0

Lap	Time of Day	Lap Tm	SFSpd
6	11:34:09.546	2:04.247	58.4
7	11:36:21.771	2:12.225	55.6
8	11:38:46.516	2:24.745	52.3

Lap	Time of Day	Lap Tm	SFSpd
<b>(55) Steve WALFORD</b>			
1	11:23:28.098		60.1
2	11:25:32.729	2:04.631	60.7
3	11:28:01.882	2:29.153	59.9
4	11:30:07.660	2:05.778	60.2
5	11:32:13.981	2:06.321	59.4
6	11:34:19.634	2:05.653	61.0
7	11:36:25.346	2:05.712	60.5
8	11:38:31.016	2:05.670	60.8

Lap	Time of Day	Lap Tm	SFSpd
<b>(13) Robert DAWSON</b>			
1	11:23:48.073		57.4
2	11:26:14.260	2:26.187	
3	11:35:28.527	9:14.267	59.8
4	11:37:33.276	2:04.749	59.8

Lap	Time of Day	Lap Tm	SFSpd
<b>(33) Glenn OSWIN</b>			
1	11:23:45.558		59.2
2	11:25:50.944	2:05.386	59.9
3	11:27:56.991	2:06.047	59.5
4	11:30:02.173	2:05.182	59.4
5	11:32:06.363	2:04.190	60.0
6	11:34:11.143	2:04.780	60.3
7	11:36:17.392	2:06.249	58.3
8	11:38:23.285	2:05.893	59.1

Lap	Time of Day	Lap Tm	SFSpd
<b>(79) Giles OWEN</b>			
1	11:23:36.637		58.2
2	11:25:46.160	2:09.523	59.1
3	11:27:53.935	2:07.775	58.4
4	11:30:00.324	2:06.389	58.0
5	11:32:05.712	2:05.388	59.0
6	11:34:10.555	2:04.843	59.9
7	11:36:17.623	2:07.068	57.1
8	11:38:23.658	2:06.035	58.6

Lap	Time of Day	Lap Tm	SFSpd
<b>(82) Andi DONALDSON</b>			
1	11:23:24.547		60.1
2	11:25:31.630	2:07.083	59.4
3	11:27:37.286	2:05.656	58.4
4	11:29:46.880	2:09.594	58.8
5	11:31:56.587	2:09.707	59.4
6	11:34:03.784	2:07.197	58.7
7	11:36:15.100	2:11.316	58.8

Lap	Time of Day	Lap Tm	SFSpd
<b>(96) Jennifer HALL</b>			
1	11:23:31.546		57.3
2	11:25:39.127	2:07.581	58.3
3	11:27:47.934	2:08.807	57.1
4	11:29:55.366	2:07.432	58.3
5	11:32:03.092	2:07.726	57.9
6	11:34:10.261	2:07.169	58.2
7	11:36:18.049	2:07.788	58.3
8	11:38:24.224	2:06.175	58.8

Lap	Time of Day	Lap Tm	SFSpd
<b>(81) Simon TURNER</b>			
1	11:23:26.434		58.9
2	11:25:34.848	2:08.414	58.1
3	11:27:44.727	2:09.879	51.5
4	11:29:54.438	2:09.711	59.0
5	11:32:02.026	2:07.588	58.5
6	11:34:09.645	2:07.619	59.1
7	11:36:22.218	2:12.573	59.0

Lap	Time of Day	Lap Tm	SFSpd
<b>(67) Colin ETCHELLS</b>			
1	11:23:24.199		57.8
2	11:25:36.990	2:12.791	58.2
3	11:27:51.234	2:14.244	58.8
4	11:30:02.334	2:11.100	57.7
5	11:32:12.186	2:09.852	58.5

### Clerk of the Course

Sig : Time :  
 Chief Timekeeper : Ian Sharp (SMART Timing)

Results available at [www.smart-timing.co.uk](http://www.smart-timing.co.uk) and [www.speedhive.com](http://www.speedhive.com)

Printed: 18/05/2024 11:40:47

### Orbits



# DDMC Spring race meeting

2CV Parts.com Citroen 2CV Championship

Croft 2.125 miles

Race 131- 2nd Race

19/05/2024 13:55

Race (15:00 Time)

POLE POSITION

2 24 Tom PERRY 2:02.016
4 49 Alex COCKHILL 2:02.648
6 48 George BROADHURST 2:03.921
8 35 Chris YATES 2:04.247
10 13 Robert DAWSON 2:04.749
12 79 Giles OWEN 2:04.843
14 96 Jennifer HALL 2:06.175
16 67 Colin ETCHELLS 2:09.852
18 72 Nigel HOLLIS 2:13.403
20 46 Ethan SPARROW

1 30 Sandro PROIETTI 2:01.337
3 76 Andrew BULL 2:02.026
5 89 Nick CRISPIN 2:02.835
7 92 Ian GIBBON 2:04.186
9 55 Steve WALFORD 2:04.631
11 33 Glenn OSWIN 2:04.780
13 82 Andi DONALDSON 2:05.656
15 81 Simon TURNER 2:07.588
17 42 Martin SUNDERLAND 2:11.498
19 41 Martin RIMAN

1  
2  
3  
4  
5  
6  
7  
8  
9  
10

Clerk of the Course

Orbits

Sig : Time :  
 Chief Timekeeper : Ian Sharp (SMART Timing)  
 Results available at [www.smart-timing.co.uk](http://www.smart-timing.co.uk) and [www.speedhive.com](http://www.speedhive.com)

Printed: 18/05/2024 11:41:23





## DDMC Spring race meeting

Sorted on best lap time

Scottish Hot Hatch Championship (ST & C1)

Croft 2.125 miles

Qualifying 7

18/05/2024 11:45

Practice (14:05 Time) started at 11:44:58

Pos	No.	Name	Make/Model	CC	Class	Laps	Best Tm	Diff	Best Speed	2nd Best
1	21	Kieren PREEDY	Ford Fiesta ST	2000	ST	6	1:41.345		75.485	1:43.650
2	147	Gerry HENDRY	Ford Fiesta ST	2000	ST	7	1:41.402	0.057	75.442	1:41.618
3	52	Dave COLVILLE	Ford Fiesta ST	2000	ST	7	1:42.528	1.183	74.614	1:43.331
4	35	Andrew MACKIE	Ford Fiesta ST	2000	ST	7	1:42.637	1.292	74.535	1:43.921
5	68	Arran WARD	Ford Fiesta ST	2000	ST	6	1:42.747	1.402	74.455	1:44.199
6	95	Paul CURTIS	Ford Fiesta ST	2000	ST	7	1:42.830	1.485	74.395	1:42.986
7	99	James DICKIE	Ford Fiesta ST	2000	STN	7	1:43.345	2.000	74.024	1:44.003
8	83	Sophie KINGHORN	Ford Fiesta ST	2000	STCN	7	1:43.836	2.491	73.674	1:44.232
9	7	Stuart MURRAY	Ford Fiesta ST	2000	STC	7	1:44.172	2.827	73.436	1:46.080
10	14	Duncan STEELE	Ford Fiesta ST	2000	STC	7	1:44.177	2.832	73.433	1:45.434
11	5	Lorn MURRAY	Ford Fiesta ST	2000	STC	7	1:44.547	3.202	73.173	1:45.024
12	58	Kenneth LEES	Ford Fiesta ST	2000	STCN	7	1:45.062	3.717	72.814	1:46.281
13	17	Angus ROSS	Ford Fiesta ST	2000	STN	7	1:45.091	3.746	72.794	1:46.388
14	3	Stewart SCOTT	Ford Fiesta ST	2000	ST	7	1:45.564	4.219	72.468	1:46.157
15	30	Michael GORDON	Ford Fiesta ST	2000	STN	7	1:45.667	4.322	72.397	1:47.118
16	32	Daniel FORBES	Ford Fiesta ST	2000	STN	6	1:45.922	4.577	72.223	1:48.058
17	23	Lucy HALES-MAVER	Ford Fiesta ST	2000	ST	7	1:46.225	4.880	72.017	1:48.513
18	999	Dan MARTIN	Citroen C1	1000	C1	6	1:54.116	12.771	67.037	1:54.628
19	51	Murray SCOTT	Citroen C1	1000	C1N	6	1:54.879	13.534	66.592	1:55.651
20	70	Andrew DAVIDSON	Citroen C1	1000	C1	6	1:55.261	13.916	66.371	1:56.009
21	24	Ayden WILSON	Citroen C1	1000	C1	6	1:55.644	14.299	66.151	2:16.514
22	27	James HITCHEN	Citroen C1	1000	C1	6	1:55.880	14.535	66.017	1:56.792
23	598	Daniel KELL	Citroen C1	1000	Gue	6	1:56.537	15.192	65.644	1:56.627
24	117	Marc NISBET	Citroen C1	1000	C1	6	1:56.846	15.501	65.471	1:57.649
25	77	James McCRACKEN	Citroen C1	1000	C1	6	1:57.725	16.380	64.982	1:58.207
26	54	Brayley SHORE	Citroen C1	1000	C1N	6	1:58.017	16.672	64.821	2:01.003
27	19	Dale EDWARDS	Citroen C1	1000	C1N	6	1:58.557	17.212	64.526	2:01.500
28	6	Kenneth DOCK	Citroen C1	1000	C1	6	1:59.461	18.116	64.038	2:00.614
29	61	Ian COCHRANE	Citroen C1	1000	C1	6	2:00.802	19.457	63.327	2:01.111
30	31	Broddy ORR	Ford Fiesta ST	2000	ST	1		-		

### Announcements

Car No's 3, 5, 19, 24, 27, 32, 54, 99 & 999 - Selected Lap Times disallowed - Exceeding track limits

Clerk of the Course

Orbits

Sig : Time :

Chief Timekeeper : Ian Sharp (SMART Timing)

Results available at [www.smart-timing.co.uk](http://www.smart-timing.co.uk) and [www.speedhive.com](http://www.speedhive.com)

Printed: 18/05/2024 12:10:55



## DDMC Spring race meeting

Scottish Hot Hatch Championship (ST & C1)

Croft 2.125 miles

Qualifying 7

18/05/2024 11:45

Practice (14:05 Time) started at 11:44:58

Lap	Time of Day	Lap Tm	SFSpd
<b>(19) Dale EDWARDS</b>			
1	11:47:13.485		64.4
2	12:00:45.562	<b>11:34.518</b>	<b>65.2</b>
3	12:02:47.062	<b>2:01.500</b>	64.9
4	12:04:44.945	<b>1:57.883</b>	64.9
5	12:06:42.566	<b>1:57.621</b>	64.2
6	12:08:41.123	<b>1:58.557</b>	63.9

Lap	Time of Day	Lap Tm	SFSpd
<b>(6) Kenneth DOCK</b>			
1	11:47:30.756		64.2
2	12:01:02.243	<b>13:31.487</b>	<b>64.5</b>
3	12:03:03.289	<b>2:01.046</b>	64.5
4	12:05:03.903	<b>2:00.614</b>	63.6
5	12:07:03.364	<b>1:59.461</b>	64.2
6	12:09:05.501	<b>2:02.137</b>	57.4

Lap	Time of Day	Lap Tm	SFSpd
<b>(61) Ian COCHRANE</b>			
1	11:47:28.861		62.9
2	12:00:50.977	<b>13:22.116</b>	63.1
3	12:02:54.472	<b>2:03.495</b>	63.0
4	12:04:55.274	<b>2:00.802</b>	62.8
5	12:06:56.385	<b>2:01.111</b>	<b>63.3</b>
6	12:08:58.669	<b>2:02.284</b>	47.9

Lap	Time of Day	Lap Tm	SFSpd
<b>(31) Broddy ORR</b>			
1	11:47:07.321		<b>79.9</b>

Clerk of the Course

Orbits

Sig : Time :  
Chief Timekeeper : Ian Sharp (SMART Timing)  
Results available at [www.smart-timing.co.uk](http://www.smart-timing.co.uk) and [www.speedhive.com](http://www.speedhive.com)

Printed: 18/05/2024 12:11:19

# DDMC Spring race meeting

Scottish Hot Hatch Championship (ST & C1)

Croft 2.125 miles

Race 8 - 1st Race

18/05/2024 16:50

Race (15:00 Time)

POLE POSITION

**2**  
147 Gerry HENDRY  
1:41.402

**1**  
21 Kieren PREEDY  
1:41.345

**1**

**4**  
35 Andrew MACKIE  
1:42.637

**3**  
52 Dave COLVILLE  
1:42.528

**2**

**6**  
95 Paul CURTIS  
1:42.830

**5**  
68 Arran WARD  
1:42.747

**3**

**8**  
83 Sophie KINGHORN  
1:43.836

**7**  
99 James DICKIE  
1:43.345

**4**

**10**  
14 Duncan STEELE  
1:44.177

**9**  
7 Stuart MURRAY  
1:44.172

**5**

**12**  
58 Kenneth LEES  
1:45.062

**11**  
5 Lorn MURRAY  
1:44.547

**6**

**14**  
3 Stewart SCOTT  
1:45.564

**13**  
17 Angus ROSS  
1:45.091

**7**

**16**  
32 Daniel FORBES  
1:45.922

**15**  
30 Michael GORDON  
1:45.667

**8**

**18**  
31 Broddy ORR

**17**  
23 Lucy HALES-MAVER  
1:46.225

**9**

**20**

**19**

**10**

Clerk of the Course

Orbits

Sig : Time :  
Chief Timekeeper : Ian Sharp (SMART Timing)  
Results available at [www.smart-timing.co.uk](http://www.smart-timing.co.uk) and [www.speedhive.com](http://www.speedhive.com)

## DDMC Spring race meeting

Scottish Hot Hatch Championship (ST & C1)

Croft 2.125 miles

Race 8 - 1st Race

18/05/2024 16:50

Race (15:00 Time)

**22**

51 Murray SCOTT  
1:54.879

**24**

24 Ayden WILSON  
1:55.644

**26**

598 Daniel KELL  
1:56.537

**28**

77 James McCracken  
1:57.725

**30**

19 Dale EDWARDS  
1:58.557

**32**

61 Ian COCHRANE  
2:00.802

**21**

999 Dan MARTIN  
1:54.116

**23**

70 Andrew DAVIDSON  
1:55.261

**25**

27 James HITCHEN  
1:55.880

**27**

117 Marc NISBET  
1:56.846

**29**

54 Brayley SHORE  
1:58.017

**31**

6 Kenneth DOCK  
1:59.461

**11**

**12**

**13**

**14**

**15**

**16**

Clerk of the Course

Orbits

Sig : Time :  
Chief Timekeeper : Ian Sharp (SMART Timing)  
Results available at [www.smart-timing.co.uk](http://www.smart-timing.co.uk) and [www.speedhive.com](http://www.speedhive.com)

Printed: 18/05/2024 12:12:22



# DDMC Spring race meeting

Sorted on best lap time

Scottish Hot Hatch Championship (ST & C1)

Croft 2.125 miles

Qualifying 7

18/05/2024 11:45

Practice (14:05 Time) started at 11:44:58

Pos	No.	Name	Make/Model	CC	Class	Laps	Best Tm	Diff	Best Speed	2nd Best
1	21	Kieren PREEDY	Ford Fiesta ST	2000	ST	6	1:41.345		75.485	1:43.650
2	147	Gerry HENDRY	Ford Fiesta ST	2000	ST	7	1:41.402	0.057	75.442	1:41.618
3	52	Dave COLVILLE	Ford Fiesta ST	2000	ST	7	1:42.528	1.183	74.614	1:43.331
4	35	Andrew MACKIE	Ford Fiesta ST	2000	ST	7	1:42.637	1.292	74.535	1:43.921
5	68	Arran WARD	Ford Fiesta ST	2000	ST	6	1:42.747	1.402	74.455	1:44.199
6	95	Paul CURTIS	Ford Fiesta ST	2000	ST	7	1:42.830	1.485	74.395	1:42.986
7	99	James DICKIE	Ford Fiesta ST	2000	STN	7	1:43.345	2.000	74.024	1:44.003
8	83	Sophie KINGHORN	Ford Fiesta ST	2000	STCN	7	1:43.836	2.491	73.674	1:44.232
9	7	Stuart MURRAY	Ford Fiesta ST	2000	STC	7	1:44.172	2.827	73.436	1:46.080
10	14	Duncan STEELE	Ford Fiesta ST	2000	STC	7	1:44.177	2.832	73.433	1:45.434
11	5	Lorn MURRAY	Ford Fiesta ST	2000	STC	7	1:44.547	3.202	73.173	1:45.024
12	58	Kenneth LEES	Ford Fiesta ST	2000	STCN	7	1:45.062	3.717	72.814	1:46.281
13	17	Angus ROSS	Ford Fiesta ST	2000	STN	7	1:45.091	3.746	72.794	1:46.388
14	3	Stewart SCOTT	Ford Fiesta ST	2000	ST	7	1:45.564	4.219	72.468	1:46.157
15	30	Michael GORDON	Ford Fiesta ST	2000	STN	7	1:45.667	4.322	72.397	1:47.118
16	32	Daniel FORBES	Ford Fiesta ST	2000	STN	6	1:45.922	4.577	72.223	1:48.058
17	23	Lucy HALES-MAVER	Ford Fiesta ST	2000	ST	7	1:46.225	4.880	72.017	1:48.513
18	999	Dan MARTIN	Citroen C1	1000	C1	6	1:54.116	12.771	67.037	1:54.628
19	51	Murray SCOTT	Citroen C1	1000	C1N	6	1:54.879	13.534	66.592	1:55.651
20	70	Andrew DAVIDSON	Citroen C1	1000	C1	6	1:55.261	13.916	66.371	1:56.009
21	24	Ayden WILSON	Citroen C1	1000	C1	6	1:55.644	14.299	66.151	2:16.514
22	27	James HITCHEN	Citroen C1	1000	C1	6	1:55.880	14.535	66.017	1:56.792
23	598	Daniel KELL	Citroen C1	1000	Gue	6	1:56.537	15.192	65.644	1:56.627
24	117	Marc NISBET	Citroen C1	1000	C1	6	1:56.846	15.501	65.471	1:57.649
25	77	James McCracken	Citroen C1	1000	C1	6	1:57.725	16.380	64.982	1:58.207
26	54	Brayley SHORE	Citroen C1	1000	C1N	6	1:58.017	16.672	64.821	2:01.003
27	19	Dale EDWARDS	Citroen C1	1000	C1N	6	1:58.557	17.212	64.526	2:01.500
28	6	Kenneth DOCK	Citroen C1	1000	C1	6	1:59.461	18.116	64.038	2:00.614
29	61	Ian COCHRANE	Citroen C1	1000	C1	6	2:00.802	19.457	63.327	2:01.111
30	31	Broddy ORR	Ford Fiesta ST	2000	ST	1			-	

### Announcements

Car No's 3, 5, 19, 24, 27, 32, 54, 99 & 999 - Selected Lap Times disallowed - Exceeding track limits

Clerk of the Course

Orbits

Sig : Time :  
Chief Timekeeper : Ian Sharp (SMART Timing)  
Results available at [www.smart-timing.co.uk](http://www.smart-timing.co.uk) and [www.speedhive.com](http://www.speedhive.com)

Printed: 18/05/2024 12:29:22







# DDMC Spring race meeting

## Scottish Hot Hatch Championship (ST & C1)

Croft 2.125 miles

### Qualifying 7

18/05/2024 11:45

### Practice (14:05 Time) started at 11:44:58



Lap	Time of Day	Lap Tm	SFSpd
<b>(19) Dale EDWARDS</b>			
1	11:47:13.485		64.4
2	12:00:45.562	<b>11:34.518</b>	<b>65.2</b>
3	12:02:47.062	<b>2:01.500</b>	64.9
4	12:04:44.945	<b>1:57.883</b>	64.9
5	12:06:42.566	<b>1:57.621</b>	64.2
6	12:08:41.123	<b>1:58.557</b>	63.9

Lap	Time of Day	Lap Tm	SFSpd
<b>(6) Kenneth DOCK</b>			
1	11:47:30.756		64.2
2	12:01:02.243	<b>13:31.487</b>	<b>64.5</b>
3	12:03:03.289	<b>2:01.046</b>	64.5
4	12:05:03.903	<b>2:00.614</b>	63.6
5	12:07:03.364	<b>1:59.461</b>	64.2
6	12:09:05.501	<b>2:02.137</b>	57.4

Lap	Time of Day	Lap Tm	SFSpd
<b>(61) Ian COCHRANE</b>			
1	11:47:28.861		62.9
2	12:00:50.977	<b>13:22.116</b>	63.1
3	12:02:54.472	<b>2:03.495</b>	63.0
4	12:04:55.274	<b>2:00.802</b>	62.8
5	12:06:56.385	<b>2:01.111</b>	<b>63.3</b>
6	12:08:58.669	<b>2:02.284</b>	47.9

Lap	Time of Day	Lap Tm	SFSpd
<b>(31) Broddy ORR</b>			
1	11:47:07.321		<b>79.9</b>

Clerk of the Course

Orbits

Sig : Time :  
 Chief Timekeeper : Ian Sharp (SMART Timing)  
 Results available at [www.smart-timing.co.uk](http://www.smart-timing.co.uk) and [www.speedhive.com](http://www.speedhive.com)

Printed: 18/05/2024 12:29:54







# DDMC Spring race meeting

Scottish Hot Hatch Championship (ST & C1)

Croft 2.125 miles

Race 8 - 1st Race

18/05/2024 16:50

Race (15:00 Time)

POLE POSITION

**2**  
147 Gerry HENDRY  
1:41.402

**1**  
21 Kieren PREEDY  
1:41.345

1

**4**  
35 Andrew MACKIE  
1:42.637

**3**  
52 Dave COLVILLE  
1:42.528

2

**6**  
95 Paul CURTIS  
1:42.830

**5**  
68 Arran WARD  
1:42.747

3

**8**  
83 Sophie KINGHORN  
1:43.836

**7**  
99 James DICKIE  
1:43.345

4

**10**  
14 Duncan STEELE  
1:44.177

**9**  
7 Stuart MURRAY  
1:44.172

5

**12**  
58 Kenneth LEES  
1:45.062

**11**  
5 Lorn MURRAY  
1:44.547

6

**14**  
3 Stewart SCOTT  
1:45.564

**13**  
17 Angus ROSS  
1:45.091

7

**16**  
32 Daniel FORBES  
1:45.922

**15**  
30 Michael GORDON  
1:45.667

8

**18**  
31 Broddy ORR

**17**  
23 Lucy HALES-MAVER  
1:46.225

9

20

19

10

Clerk of the Course

Orbits

Sig : Time :  
 Chief Timekeeper : Ian Sharp (SMART Timing)  
 Results available at [www.smart-timing.co.uk](http://www.smart-timing.co.uk) and [www.speedhive.com](http://www.speedhive.com)





# DDMC Spring race meeting

Scottish Hot Hatch Championship (ST & C1)

Croft 2.125 miles

Race 8 - 1st Race

18/05/2024 16:50

Race (15:00 Time)



22

51 Murray SCOTT  
1:54.879

21

999 Dan MARTIN  
1:54.116

11

24

24 Ayden WILSON  
1:55.644

23

70 Andrew DAVIDSON  
1:55.261

12

26

598 Daniel KELL  
1:56.537

25

27 James HITCHEN  
1:55.880

13

28

77 James McCracken  
1:57.725

27

117 Marc NISBET  
1:56.846

14

30

19 Dale EDWARDS  
1:58.557

29

54 Brayley SHORE  
1:58.017

15

32

61 Ian COCHRANE  
2:00.802

31

6 Kenneth DOCK  
1:59.461

16

Clerk of the Course

Orbits

Sig : Time :

Chief Timekeeper : Ian Sharp (SMART Timing)

Results available at [www.smart-timing.co.uk](http://www.smart-timing.co.uk) and [www.speedhive.com](http://www.speedhive.com)

Printed: 18/05/2024 12:30:57



RACE WITH RESPECT

## DDMC Spring race meeting

Sorted on best lap time

NSSCC Classes B, C, D & M

Croft 2.125 miles

Qualifying 8

18/05/2024 12:05

Practice (15:00 Time) started at 12:17:17

Pos	No.	Name	Make/Model	CC	Class	Laps	Best Tm	Diff	Best Speed	2nd Best
1	89	Daniel KELL	Ford Sierra XR4x4	1993T	B	8	<b>1:37.216</b>		78.691	1:37.288
2	43	Sam COWBURN	BMW M3	3200	B	4	<b>1:37.354</b>	0.138	78.579	1:40.241
3	78	Alex PRENTICE	VW Golf	1984T	B	9	<b>1:37.635</b>	0.419	78.353	1:39.421
4	14	Stevie McNAB	Honda Civic Type R	2400	B	9	<b>1:37.977</b>	0.761	78.080	1:38.286
5	96	Gareth WOOD	Honda Civic Type R	2000	C	9	<b>1:38.666</b>	1.450	77.534	1:38.991
6	28	Scott TOLLAN	Ford Escort Coswor	1998T	B	6	<b>1:38.864</b>	1.648	77.379	1:39.000
7	1	Stephen REECE	Lotus Elise S2 111R	1800	C	9	<b>1:38.938</b>	1.722	77.321	1:40.952
8	88	Martin WHITEHOUSE	Honda Civic Type R	2000	C	9	<b>1:41.801</b>	4.585	75.147	1:42.016
9	39	Simon SHERIDAN	Honda Civic	1598	D	8	<b>1:41.874</b>	4.658	75.093	1:42.353
10	291	Mary BARNARD	Mazda MX5	1600	M	9	<b>1:42.183</b>	4.967	74.866	1:42.525
11	57	Phil JORDAN	Honda Civic Type R	2000	C	7	<b>1:42.263</b>	5.047	74.807	1:43.451
12	312	David TODD	Subaru Impreza	1998T	B	9	<b>1:42.263</b>	5.047	74.807	1:43.518
13	33	Simon BAKER	Ford Fiesta XR2	1600	D	9	<b>1:42.302</b>	5.086	74.779	1:42.930
14	11	Madeline HUBEL	Peugeot 206	2000	C	9	<b>1:42.457</b>	5.241	74.665	1:42.813
15	13	James McCANN	Mazda MX5	1600	M	9	<b>1:42.940</b>	5.724	74.315	1:43.372
16	101	Stewart MIDDLETON	Honda Civic Type R	1996	C	9	<b>1:43.085</b>	5.869	74.211	1:43.812
17	72	Andrew BLYTHE	Porsche 924T	1998	B	9	<b>1:43.341</b>	6.125	74.027	1:44.654
18	47	Stephen CRAGGS	Mazda MX5	1600	M	9	<b>1:43.946</b>	6.730	73.596	1:44.080
19	90	Andrew ROBINSON	Mazda MX5	1600	M	8	<b>1:44.292</b>	7.076	73.352	1:44.778
20	146	Nicola FAVOT	Mazda MX5	1600	M	9	<b>1:44.398</b>	7.182	73.277	1:44.900
21	53	Stephen REED	Mazda MX5	1600	M	9	<b>1:45.241</b>	8.025	72.690	1:45.397
22	196	Sam MOODY	Mazda MX5	1600	M	9	<b>1:45.620</b>	8.404	72.429	1:46.537
23	5	Antonie HOYLE	Toyota MR2	1800	C	8	<b>1:49.084</b>	11.868	70.129	1:50.218
24	10	Paul LIGHTBURN	Mazda MX5	1600	M	8	<b>1:50.299</b>	13.083	69.357	1:51.224
25	15	David COX	Peugeot 205 GTi	2000	C	3	<b>2:01.577</b>	24.361	62.923	2:16.882

Clerk of the Course

Orbits

Sig : Time :  
Chief Timekeeper : Ian Sharp (SMART Timing)  
Results available at [www.smart-timing.co.uk](http://www.smart-timing.co.uk) and [www.speedhive.com](http://www.speedhive.com)

Printed: 18/05/2024 12:36:17



## DDMC Spring race meeting

NSSCC Classes B, C, D & M

Croft 2.125 miles

Qualifying 8

18/05/2024 12:05

Practice (15:00 Time) started at 12:17:17

Lap	Time of Day	Lap Tm	SFSpd	Lap	Time of Day	Lap Tm	SFSpd	Lap	Time of Day	Lap Tm	SFSpd
3	12:23:11.981	<b>1:50.051</b>	76.0								
4	12:25:00.251	<b>1:48.270</b>	75.4								
5	12:26:46.788	<b>1:46.537</b>	75.7								
6	12:28:34.408	<b>1:47.620</b>	74.6								
7	12:30:22.769	<b>1:48.361</b>	<b>76.5</b>								
8	12:32:10.651	<b>1:47.882</b>	75.6								
9	12:33:56.271	<b>1:45.620</b>	74.3								

(5) Antonie HOYLE

1	12:19:43.071		
2	12:21:37.442	<b>1:54.371</b>	
3	12:23:26.526	<b>1:49.084</b>	
4	12:25:17.558	<b>1:51.032</b>	
5	12:27:08.600	<b>1:51.042</b>	
6	12:29:00.456	<b>1:51.856</b>	
7	12:30:52.033	<b>1:51.577</b>	
8	12:32:42.251	<b>1:50.218</b>	

(10) Paul LIGHTBURN

1	12:19:25.317		63.5
2	12:21:19.269	<b>1:53.952</b>	73.0
3	12:23:13.825	<b>1:54.556</b>	66.3
4	12:25:05.384	<b>1:51.559</b>	72.0
5	12:26:56.608	<b>1:51.224</b>	58.8
6	12:28:49.216	<b>1:52.608</b>	<b>73.9</b>
7	12:30:39.515	<b>1:50.299</b>	73.0
8	12:32:31.760	<b>1:52.245</b>	73.0

(15) David COX

1	12:19:06.163		75.5
2	12:21:07.740	<b>2:01.577</b>	<b>76.2</b>
3	12:23:24.622	<b>2:16.882</b>	61.3

Clerk of the Course

Orbits

Sig : Time :  
Chief Timekeeper : Ian Sharp (SMART Timing)  
Results available at [www.smart-timing.co.uk](http://www.smart-timing.co.uk) and [www.speedhive.com](http://www.speedhive.com)

Printed: 18/05/2024 12:36:39

# DDMC Spring race meeting

NSSCC Classes B, C, D & M

Croft 2.125 miles

Race 10 - 1st Race

19/05/2024 12:25

Race (15:00 and 1 Laps)

## AMENDED GRID - No's 15 & 43 Withdrawn

POLE POSITION

Position	Driver Name	Time
1	89 Daniel KELL	1:37.216
2	14 Stevie McNAB	1:37.977
3	28 Scott TOLLAN	1:38.864
4	88 Martin WHITEHOUSE	1:41.801
5	291 Mary BARNARD	1:42.183
6	312 David TODD	1:42.263
7	11 Madeline HUBEL	1:42.457
8	101 Stewart MIDDLETON	1:43.085
9	47 Stephen CRAGGS	1:43.946
10	146 Nicola FAVOT	1:44.398
2	78 Alex PRENTICE	1:37.635
4	96 Gareth WOOD	1:38.666
6	1 Stephen REECE	1:38.938
8	39 Simon SHERIDAN	1:41.874
10	57 Phil JORDAN	1:42.263
12	33 Simon BAKER	1:42.302
14	13 James McCANN	1:42.940
16	72 Andrew BLYTHE	1:43.341
18	90 Andrew ROBINSON	1:44.292
20	53 Stephen REED	1:45.241

Clerk of the Course

Orbits


Sig : Time :  
Chief Timekeeper : Ian Sharp (SMART Timing)  
Results available at [www.smart-timing.co.uk](http://www.smart-timing.co.uk) and [www.speedhive.com](http://www.speedhive.com)



**RACE WITH RESPECT**

# DDMC Spring race meeting

NSSCC Classes B, C, D & M Croft 2.125 miles  
 Race 10 - 1st Race 19/05/2024 12:25  
 Race (15:00 and 1 Laps)



**22**

<b>5 Antonie HOYLE</b> 1:49.084
------------------------------------

**21**

<b>196 Sam MOODY</b> 1:45.620
----------------------------------

**11**

**23**

<b>10 Paul LIGHTBURN</b> 1:50.299
--------------------------------------

**12**

# DDMC Spring race meeting

NSSCC Classes B, C, D & M

Croft 2.125 miles

Race 17 - 2nd Race

19/05/2024 15:50

Race (15:00 and 1 Laps)

## AMENDED GRID - No.129 BofG/15 & 43 Withdrawn

POLE POSITION

Pos	Driver	Time	Pos	Driver	Time
2	14 Stevie McNAB	1:38.286	1	89 Daniel KELL	1:37.288
4	28 Scott TOLLAN	1:39.000	3	96 Gareth WOOD	1:38.991
6	1 Stephen REECE	1:40.952	5	78 Alex PRENTICE	1:39.421
8	39 Simon SHERIDAN	1:42.353	7	88 Martin WHITEHOUSE	1:42.016
10	11 Madeline HUBEL	1:42.813	9	291 Mary BARNARD	1:42.525
12	13 James McCANN	1:43.372	11	33 Simon BAKER	1:42.930
14	312 David TODD	1:43.518	13	57 Phil JORDAN	1:43.451
16	47 Stephen CRAGGS	1:44.080	15	101 Stewart MIDDLETON	1:43.812
18	90 Andrew ROBINSON	1:44.778	17	72 Andrew BLYTHE	1:44.654
20	53 Stephen REED	1:45.397	19	146 Nicola FAVOT	1:44.900

Clerk of the Course

Orbits

Sig : Time :  
Chief Timekeeper : Ian Sharp (SMART Timing)  
Results available at [www.smart-timing.co.uk](http://www.smart-timing.co.uk) and [www.speedhive.com](http://www.speedhive.com)



# DDMC Spring race meeting

NSSCC Classes B, C, D & M Croft 2.125 miles  
 Race 17 - 2nd Race 19/05/2024 15:50  
 Race (15:00 and 1 Laps)



**22**

<b>5 Antonie HOYLE</b> 1:50.218
------------------------------------

**21**

<b>196 Sam MOODY</b> 1:46.537
----------------------------------

**11**

**24**

<b>129 Paul BARNARD</b>
-------------------------

**23**

<b>10 Paul LIGHTBURN</b> 1:51.224
--------------------------------------

**12**

## DDMC Spring race meeting

Sorted on best lap time

CNC Heads Sports & Saloons

Croft 2.125 miles

Qualifying 9

18/05/2024 12:25

Practice (20:00 Time) started at 12:41:45

Pos	No.	Name	Make/Model	CC	Class	Laps	Best Tm	Diff	Best Speed	2nd Best
1	6	Simon ALLAWAY	Lotus Esprit V8	5500	A	13	1:27.896		87.035	1:29.094
2	4	Paul MASTERS	Westfield Widebody	1998	B	13	1:30.240	2.344	84.774	1:30.710
3	96	Bod BUCKBY	Caterham 7	2000	B	13	1:30.355	2.459	84.666	1:30.604
4	39	Jamie CRYER	Ginetta G20	2000	B	13	1:31.336	3.440	83.757	1:32.480
5	128	Lee BULL	Renault Clio	2000	E	9	1:36.698	8.802	79.112	1:39.317
6	45	Oliver THOMAS	Subaru Impreza	2049T	D	3	1:36.798	8.902	79.031	1:38.300
7	23	Richard HALL	Caterham CSR	2300	B	12	1:37.303	9.407	78.620	1:37.500
8	88	Thomas FRANKLAND	Renault 5GT	1998	B	8	1:39.084	11.188	77.207	1:40.116
9	72	Mark PRIMETT	Banks Lotus Europa	1998	B	2	1:40.837	12.941	75.865	
10	118	Riccy WALKER	Mini F56 Challenge	2000T	D	9	1:41.338	13.442	75.490	1:41.871
11	15	Julian WOOD	BMW Compact	2496	E	11	1:42.139	14.243	74.898	1:42.275
12	77	Steven PARKER	Ford Fiesta	1596T	D	11	1:42.191	14.295	74.860	1:42.915
13	98	Matthew JONES	Ford Focus	1998	E	12	1:42.747	14.851	74.455	1:43.215
14	79	Clive DIX	Mazda RX7 FD	1308T	D	12	1:43.237	15.341	74.101	1:44.213
15	84	Peter KOUKOULAS	Toyota MR2	1800	E	11	1:43.314	15.418	74.046	1:43.927
16	44	Clifford BUTLER	Holden Commodore	5900	D	11	1:43.706	15.810	73.766	1:44.185
17	25	Robert CLAXTON	VW Golf Mk3 GTi	1800T	D	11	1:49.672	21.776	69.753	1:50.380
18	9	Cavan TAYLOR	Renault Clio 200	1998	E	4	1:50.206	22.310	69.415	1:55.322
19	5	David JONES	Ford Focus Mk1 RS	2000T	D	3	1:51.009	23.113	68.913	1:53.021
20	34	Helen ALLEN	Ford Fiesta Zetec S	1600	F	11	1:51.621	23.725	68.535	1:51.973

### Announcements

Car No's 25 & 88 No working transponders - Please fix before 1st Race

Clerk of the Course

Orbits

Sig : Time :

Chief Timekeeper : Ian Sharp (SMART Timing)

Results available at [www.smart-timing.co.uk](http://www.smart-timing.co.uk) and [www.speedhive.com](http://www.speedhive.com)

Printed: 18/05/2024 13:05:49



# DDMC Spring race meeting

CNC Heads Sports & Saloons

Croft 2.125 miles

Qualifying 9

18/05/2024 12:25

Practice (20:00 Time) started at 12:41:45

Lap	Time of Day	Lap Tm	SFSpd	Lap	Time of Day	Lap Tm	SFSpd	Lap	Time of Day	Lap Tm	SFSpd
2	12:46:06.754	1:55.920	83.3								
3	12:48:04.240	1:57.486	81.5								
4	12:50:00.756	1:56.516	82.1								
5	12:51:54.704	1:53.948	79.3								
6	12:53:49.251	1:54.547	84.9								
7	12:55:43.058	1:53.807	83.5								
8	12:57:35.031	1:51.973	80.1								
9	12:59:26.652	1:51.621	81.0								
10	13:01:23.721	1:57.069	81.6								
11	13:03:16.330	1:52.609	83.9								

Clerk of the Course

Orbits

Sig : Time :  
 Chief Timekeeper : Ian Sharp (SMART Timing)  
 Results available at [www.smart-timing.co.uk](http://www.smart-timing.co.uk) and [www.speedhive.com](http://www.speedhive.com)

Printed: 18/05/2024 13:06:23



# DDMC Spring race meeting

CNC Heads Sports & Saloons

Croft 2.125 miles

Race 6 - 1st Race - AMENDED GRID

18/05/2024 15:50

Race (20:00 Time)

AMENDED GRID - No.45 withdrawn / No.72 to back

POLE POSITION

2	1	1
4 Paul MASTERS 1:30.240	6 Simon ALLAWAY 1:27.896	1
4	3	2
39 Jamie CRYER 1:31.336	96 Bod BUCKBY 1:30.355	2
6	5	3
23 Richard HALL 1:37.303	128 Lee BULL 1:36.698	3
8	7	4
118 Riccy WALKER 1:41.338	88 Thomas FRANKLAND 1:39.084	4
10	9	5
77 Steven PARKER 1:42.191	15 Julian WOOD 1:42.139	5
12	11	6
79 Clive DIX 1:43.237	98 Matthew JONES 1:42.747	6
14	13	7
44 Clifford BUTLER 1:43.706	84 Peter KOUKOULAS 1:43.314	7
16	15	8
9 Cavan TAYLOR 1:50.206	25 Robert CLAXTON 1:49.672	8
18	17	9
34 Helen ALLEN 1:51.621	5 David JONES 1:51.009	9
	19	10
	72 Mark PRIMETT 1:40.837	10

Clerk of the Course

Orbits

Sig : Time :  
Chief Timekeeper : Ian Sharp (SMART Timing)  
Results available at [www.smart-timing.co.uk](http://www.smart-timing.co.uk) and [www.speedhive.com](http://www.speedhive.com)

## DDMC Spring race meeting

CNC Heads Sports & Saloons

Croft 2.125 miles

Race 14 - 2nd Race

19/05/2024 14:25

Race (20:00 Time)

AMENDED GRID - No's 5, 6 & 45 omitted / 44 BofG

POLE POSITION

	1	
<b>2</b> 4 Paul MASTERS 1:30.710	<b>1</b> 96 Bod BUCKBY 1:30.604	<b>1</b>
<b>4</b> 23 Richard HALL 1:37.500	<b>3</b> 39 Jamie CRYER 1:32.480	<b>2</b>
<b>6</b> 88 Thomas FRANKLAND 1:40.116	<b>5</b> 128 Lee BULL 1:39.317	<b>3</b>
<b>8</b> 15 Julian WOOD 1:42.275	<b>7</b> 118 Riccy WALKER 1:41.871	<b>4</b>
<b>10</b> 98 Matthew JONES 1:43.215	<b>9</b> 77 Steven PARKER 1:42.915	<b>5</b>
<b>12</b> 79 Clive DIX 1:44.213	<b>11</b> 84 Peter KOUKOULAS 1:43.927	<b>6</b>
<b>14</b> 34 Helen ALLEN 1:51.973	<b>13</b> 25 Robert CLAXTON 1:50.380	<b>7</b>
<b>16</b> 72 Mark PRIMETT	<b>15</b> 9 Cavan TAYLOR 1:55.322	<b>8</b>
	<b>17</b> 44 Clifford BUTLER 1:44.185	<b>9</b>

Clerk of the Course

Orbits

Sig : Time :  
Chief Timekeeper : Ian Sharp (SMART Timing)  
Results available at [www.smart-timing.co.uk](http://www.smart-timing.co.uk) and [www.speedhive.com](http://www.speedhive.com)



# DDMC Spring race meeting

Sorted on Laps

Scottish Legends Championship

Croft 2.125 miles

Race 1 - Heat 1a - AMENDED RESULT

18/05/2024 13:45

Race (6 Laps) started at 13:58:20

Pos	No.	Name	Make/Model	CC	Class	Laps	Total Tm	Diff	Best Tm	In Lap	2nd Best
1	52	Stewart BLACK	Legend Coupe	1250	L	3	4:51.388		1:36.376	2	1:36.857
2	8	Nick BRIDGEMAN	Legend Coupe	1250	L T	3	4:58.719	7.331	1:37.319	2	1:37.850
3	85	Mark BEATY	Legend Coupe	1250	L	3	5:01.370	9.982	1:37.772	3	1:38.263
4	14	Daniel CLARK	Legend Coupe	890	L	3	5:01.782	10.394	1:36.310	3	1:37.997
5	333	William READ	Legend Coupe	890	L	3	5:02.981	11.593	1:38.465	3	1:40.373
6	24	Matthew PAPE	Legend Coupe	1250	L	3	5:04.590	13.202	1:37.344	2	1:42.390
7	28	David ALLAN	Legend Coupe	890	L	3	5:07.972	16.584	1:41.170	2	1:43.230
8	26	Scott HYNDS	Legend Coupe	1250	L	3	5:08.440	17.052	1:40.679	2	1:40.852
9	9	Colin ATKINSON	Legend Coupe	899	L	3	5:08.977	17.589	1:39.850	3	1:41.733
10	35	Neil SHENTON	Legend Coupe	1250	L	3	5:09.456	18.068	1:39.835	3	1:40.809
11	10	Ross HODGSON	Legend Coupe	1300	L R	3	5:13.663	22.275	1:41.706	3	1:42.022
12	17	Billy WAIT	Legend Coupe	1250	L	3	5:13.801	22.413	1:43.594	2	1:43.856
13	15	Elby CLARK	Legend Coupe	890	L	3	5:14.051	22.663	1:42.025	3	1:42.930
14	16	Chris LAPIT	Legend Sedan	1250	L	3	5:14.507	23.119	1:42.703	3	1:43.716
15	43	Jonty NORMAN	Legend Sedan	1250	L	3	5:14.545	23.157	1:42.385	3	1:42.913
16	27	Grant HUNTER	Legend Coupe	890	L R	3	5:15.721	24.333	1:42.125	2	1:43.469
17	127	Phil ROWLANDS	Legend Coupe	1250	L R	3	5:16.011	24.623	1:42.446	3	1:42.765
18	55	Stuart McANDREW	Legend Coupe	1250	L	3	5:16.039	24.651	1:42.434	2	1:43.065
19	6	Gary ATKINSON	Legend Sedan-Van	899	L R	3	5:18.640	27.252	1:41.666	3	1:44.365
20	53	Stuart ROBERTSON	Legend Coupe	850	L	3	5:26.571	35.183	1:45.388	2	1:46.240
21	66	Alastair CALDERWOOD	Legend Sedan	1250	L	3	5:58.184	1:06.796	1:56.643	1	1:56.817
<b>Not classified</b>											
DNF	95	Maxim POPELYUSHKO	Legend Coupe	850	L	2	3:21.773	DNF	1:38.297	2	1:42.609
DNF	77	Michael WEDDELL	Legend Coupe	1250	L R	1	1:49.564	DNF	1:46.406	1	
DNF	78	David HEADEN	Legend Sedan	1250	L R		2.906	DNF		0	
DNS	282	Grant DAVISON	Legend Coupe	890	L			DNS		0	

### Announcements

RED FLAG after Leader completed 4 Laps - Result declared at 3 Laps  
AMENDED RESULT - Car No.282 recorded as a non-starter

Margin of Victory	Avg. Speed	Best Lap Tm	Best Speed	Best Lap by
7.331	78.761	1:36.310	79.431	14 - Daniel CLARK

Clerk of the Course

Orbits

Sig : Time :  
Chief Timekeeper : Ian Sharp (SMART Timing)

Results available at [www.smart-timing.co.uk](http://www.smart-timing.co.uk) and [www.speedhive.com](http://www.speedhive.com)

Printed: 18/05/2024 14:33:19





# DDMC Spring race meeting

## Scottish Legends Championship

### Race 1 - Heat 1a

### Race (6 Laps) started at 13:58:20

Croft 2.125 miles

18/05/2024 13:45

Lap	Time of Day	Lap Tm	SFSpd
<b>(52) Stewart BLACK</b>			
1	13:59:58.259	<b>1:37.867</b>	<b>89.2</b>
2	14:01:34.635	<b>1:36.376</b>	88.9
3	14:03:11.492	<b>1:36.857</b>	88.0
<b>(8) Nick BRIDGEMAN</b>			
1	14:00:03.654	<b>1:41.552</b>	87.3
2	14:01:40.973	<b>1:37.319</b>	<b>89.6</b>
3	14:03:18.823	<b>1:37.850</b>	88.6
<b>(85) Mark BEATY</b>			
1	14:00:05.439	<b>1:44.004</b>	<b>89.8</b>
2	14:01:43.702	<b>1:38.263</b>	89.7
3	14:03:21.474	<b>1:37.772</b>	88.0
<b>(14) Daniel CLARK</b>			
1	14:00:07.579	<b>1:44.570</b>	91.7
2	14:01:45.576	<b>1:37.997</b>	<b>92.1</b>
3	14:03:21.886	<b>1:36.310</b>	91.3
<b>(333) William READ</b>			
1	14:00:04.247	<b>1:43.640</b>	85.4
2	14:01:44.620	<b>1:40.373</b>	<b>89.7</b>
3	14:03:23.085	<b>1:38.465</b>	88.5
<b>(24) Matthew PAPE</b>			
1	14:00:04.960	<b>1:43.459</b>	88.2
2	14:01:42.304	<b>1:37.344</b>	<b>89.7</b>
3	14:03:24.694	<b>1:42.390</b>	88.3
<b>(28) David ALLAN</b>			
1	14:00:03.653	<b>1:43.230</b>	85.7
2	14:01:44.823	<b>1:41.170</b>	<b>91.2</b>
3	14:03:28.076	<b>1:43.253</b>	88.5
<b>(26) Scott HYNDS</b>			
1	14:00:07.013	<b>1:45.779</b>	<b>89.7</b>
2	14:01:47.692	<b>1:40.679</b>	88.8
3	14:03:28.544	<b>1:40.852</b>	89.4
<b>(9) Colin ATKINSON</b>			
1	14:00:07.498	<b>1:46.247</b>	<b>90.8</b>
2	14:01:49.231	<b>1:41.733</b>	89.7
3	14:03:29.081	<b>1:39.850</b>	90.2
<b>(35) Neil SHENTON</b>			
1	14:00:08.916	<b>1:46.355</b>	<b>89.1</b>
2	14:01:49.725	<b>1:40.809</b>	88.9
3	14:03:29.560	<b>1:39.835</b>	88.1
<b>(10) Ross HODGSON</b>			
1	14:00:10.039	<b>1:46.480</b>	<b>89.6</b>
2	14:01:52.061	<b>1:42.022</b>	85.1
3	14:03:33.767	<b>1:41.706</b>	85.9
<b>(17) Billy WAIT</b>			
1	14:00:06.455	<b>1:45.730</b>	87.6
2	14:01:50.049	<b>1:43.594</b>	<b>89.5</b>
3	14:03:33.905	<b>1:43.856</b>	87.8
<b>(15) Elby CLARK</b>			
1	14:00:09.200	<b>1:47.262</b>	<b>91.8</b>
2	14:01:52.130	<b>1:42.930</b>	89.6
3	14:03:34.155	<b>1:42.025</b>	89.2
<b>(16) Chris LAPIT</b>			
1	14:00:08.192	<b>1:46.402</b>	<b>87.5</b>
2	14:01:51.908	<b>1:43.716</b>	85.6
3	14:03:34.611	<b>1:42.703</b>	85.4
<b>(43) Jonty NORMAN</b>			
1	14:00:09.351	<b>1:47.019</b>	<b>89.8</b>
2	14:01:52.264	<b>1:42.913</b>	88.2

Lap	Time of Day	Lap Tm	SFSpd
3	14:03:34.649	<b>1:42.385</b>	89.5
<b>(27) Grant HUNTER</b>			
1	14:00:10.231	<b>1:48.163</b>	<b>92.6</b>
2	14:01:52.356	<b>1:42.125</b>	90.0
3	14:03:35.825	<b>1:43.469</b>	89.6
<b>(127) Phil ROWLANDS</b>			
1	14:00:10.904	<b>1:47.336</b>	<b>89.4</b>
2	14:01:53.669	<b>1:42.765</b>	87.4
3	14:03:36.115	<b>1:42.446</b>	87.4
<b>(55) Stuart McANDREW</b>			
1	14:00:10.644	<b>1:48.307</b>	<b>90.8</b>
2	14:01:53.078	<b>1:42.434</b>	89.7
3	14:03:36.143	<b>1:43.065</b>	90.8
<b>(6) Gary ATKINSON</b>			
1	14:00:12.713	<b>1:48.876</b>	<b>88.3</b>
2	14:01:57.078	<b>1:44.365</b>	88.0
3	14:03:38.744	<b>1:41.666</b>	88.3
<b>(53) Stuart ROBERTSON</b>			
1	14:00:15.047	<b>1:51.223</b>	<b>88.0</b>
2	14:02:00.435	<b>1:45.388</b>	88.0
3	14:03:46.675	<b>1:46.240</b>	87.5
<b>(66) Alastair CALDERWOOD</b>			
1	14:00:20.983	<b>1:56.643</b>	<b>83.5</b>
2	14:02:17.800	<b>1:56.817</b>	81.4
3	14:04:18.288	<b>2:00.488</b>	82.3
<b>(95) Maxim POPELYUSHKO</b>			
1	14:00:03.580	<b>1:42.609</b>	84.9
2	14:01:41.877	<b>1:38.297</b>	<b>89.1</b>
<b>(77) Michael WEDDELL</b>			
1	14:00:09.668	<b>1:46.406</b>	<b>89.0</b>

Clerk of the Course

Orbits

Sig : Time :  
 Chief Timekeeper : Ian Sharp (SMART Timing)  
 Results available at [www.smart-timing.co.uk](http://www.smart-timing.co.uk) and [www.speedhive.com](http://www.speedhive.com)

Printed: 18/05/2024 14:08:00







# DDMC Spring race meeting

# Lapchart

Scottish Legends Championship

Croft 2.125 miles

Race 1 - Heat 1a

18/05/2024 13:45

Race (6 Laps) started at 13:58:20

Competitors	Laps				
	0	1	2	3	
Stewart BLACK (52)	1	52	52	52	52
David ALLAN (28)	2	28	95	8	8
William READ (333)	3	333	28	95	85
Billy WAIT (17)	4	17	8	24	14
Maxim POPELYUSHKO (95)	5	95	333	85	333
Scott HYNDS (26)	6	26	24	333	24
Colin ATKINSON (9)	7	9	85	28	28
Mark BEATY (85)	8	85	17	14	26
Matthew PAPE (24)	9	24	26	26	9
Chris LAPIT (16)	10	16	9	9	35
Elby CLARK (15)	11	15	14	35	10
Grant HUNTER (27)	12	27	16	17	17
Nick BRIDGEMAN (8)	13	8	35	16	15
Jonty NORMAN (43)	14	43	15	10	16
Stuart McANDREW (55)	15	55	43	15	43
Neil SHENTON (35)	16	35	77	43	27
Daniel CLARK (14)	17	14	10	27	127
David HEADEN (78)	18	78	27	55	55
Michael WEDDELL (77)	19	77	55	127	6
Ross HODGSON (10)	20	10	127	6	53
Phil ROWLANDS (127)	21	127	6	53	66
Stuart ROBERTSON (53)	22	53	53	66	
Gary ATKINSON (6)	23	6	66		
Alastair CALDERWOOD (66)	24	66			

Clerk of the Course

Orbits

Sig :                      Time :

Chief Timekeeper : Ian Sharp (SMART Timing)

Results available at [www.smart-timing.co.uk](http://www.smart-timing.co.uk) and [www.speedhive.com](http://www.speedhive.com)



# RACE WITH RESPECT

### DDMC Spring race meeting

Sorted on Laps

Caterham Academy

Croft 2.125 miles

Race 2 - White group - AMENDED GRID

18/05/2024 14:05

Race (20:00 Time) started at 14:19:54

Pos	No.	Name	Make/Model	CC	Class	Laps	Total Tm	Diff	Best Tm	In Lap	2nd Best
1	97	Cal SHORT	Caterham Academy	1600	CAW	13	21:36.576		1:38.329	10	1:38.678
2	18	Paul OGGELSBY	Caterham Academy	1600	CAW	13	21:36.945	0.369	1:38.071	6	1:38.121
3	42	Scott HELME	Caterham Academy	1600	CAW	13	21:39.037	2.461	1:38.634	4	1:38.735
4	23	David HALL	Caterham Academy	1600	CAW	13	21:42.436	5.860	1:38.461	9	1:38.565
5	88	Luciano CARUSO	Caterham Academy	1600	CAW	13	21:47.887	11.311	1:39.196	3	1:39.419
6	6	Tim HARDCASTLE	Caterham Academy	1600	CAW	13	22:05.049	28.473	1:40.183	5	1:40.205
7	12	Alastair MORTON	Caterham Academy	1600	CAW	13	22:05.514	28.938	1:39.681	5	1:40.271
8	96	Charles HARRIS	Caterham Academy	1600	CAW	13	22:05.789	29.213	1:39.787	5	1:40.320
9	36	Chris BUCK	Caterham Academy	1600	CAW	13	22:15.069	38.493	1:40.017	10	1:40.464
10	15	Nick SAMPSON	Caterham Academy	1600	CAW	13	22:15.853	39.277	1:40.155	10	1:40.483
11	86	Craig EVANS	Caterham Academy	1600	CAW	13	22:16.176	39.600	1:40.412	4	1:40.881
12	71	Richard HAIGH	Caterham Academy	1600	CAW	13	22:26.005	49.429	1:41.746	3	1:42.122
13	5	Stephen HARRIS	Caterham Academy	1600	CAW	13	22:27.050	50.474	1:41.920	13	1:41.989
14	94	Alex TRIMNELL	Caterham Academy	1600	CAW	13	22:44.980	1:08.404	1:42.030	11	1:42.536
15	32	Ivan SEARLE	Caterham Academy	1600	CAW	13	22:47.980	1:11.404	1:41.737	9	1:42.440
16	69	Eduardo PONTES	Caterham Academy	1600	CAW	13	22:49.730	1:13.154	1:42.438	7	1:42.523
17	22	William COOPE	Caterham Academy	1600	CAW	13	23:20.968	1:44.392	1:44.693	6	1:45.227
18	47	Gary FRY	Caterham Academy	1600	CAW	13	23:21.721	1:45.145	1:45.154	5	1:45.163
19	2	Charles CHAPMAN	Caterham Academy	1600	CAW	13	23:22.766	1:46.190	1:45.002	8	1:45.296
20	26	Zena AL-JALLI	Caterham Academy	1600	CAW	13	23:24.395	1:47.819	1:44.818	6	1:44.907
21	99	Oliver PLUNKETT	Caterham Academy	1600	CAW	13	23:29.537	1:52.961	1:44.561	7	1:44.986
22	92	Greg Van Der GAAST	Caterham Academy	1600	CAW	13	24:28.501	2:51.925	1:43.906	5	1:44.080
<b>Not classified</b>											
DNF	14	William HARRIS	Caterham Academy	1600	CAW	10	16:59.851	DNF	1:40.016	5	1:40.244
DNF	16	Benoit CARNE	Caterham Academy	1600	CAW	2	4:47.584	DNF	2:12.923	2	2:29.435

Margin of Victory

Avg. Speed

Best Lap Tm

Best Speed

Best Lap by

0.369

76.702

1:38.071

78.005

18 - Paul OGGELSBY

Clerk of the Course

Orbits

Sig : Time :

Chief Timekeeper : Ian Sharp (SMART Timing)

Results available at [www.smart-timing.co.uk](http://www.smart-timing.co.uk) and [www.speedhive.com](http://www.speedhive.com)

Printed: 18/05/2024 14:46:33



### DDMC Spring race meeting

Caterham Academy

Croft 2.125 miles

Race 2 - White group - AMENDED GRID

18/05/2024 14:05

Race (20:00 Time) started at 14:19:54

Lap	Time of Day	Lap Tm	SFSpd
11	14:39:09.312	1:42.440	82.2
12	14:40:58.655	1:49.343	77.9
13	14:42:42.256	1:43.601	82.5

(69) Eduardo PONTES

1	14:21:57.308	1:58.028	81.0
2	14:23:42.748	1:45.440	82.2
3	14:25:29.246	1:46.498	81.5
4	14:27:14.455	1:45.209	81.6
5	14:28:59.931	1:45.476	77.0
6	14:30:44.120	1:44.189	81.0
7	14:32:26.558	1:42.438	81.5
8	14:34:09.081	1:42.523	81.0
9	14:35:52.055	1:42.974	79.4
10	14:37:34.708	1:42.653	81.0
11	14:39:18.177	1:43.469	80.5
12	14:41:01.155	1:42.978	80.9
13	14:42:44.006	1:42.851	80.8

(22) William COOPE

1	14:21:53.530	1:53.387	82.5
2	14:23:40.761	1:47.231	78.4
3	14:25:28.001	1:47.240	74.4
4	14:27:13.550	1:45.549	79.9
5	14:28:59.993	1:46.443	81.1
6	14:30:44.686	1:44.693	82.0
7	14:32:30.250	1:45.564	57.1
8	14:34:17.009	1:46.759	76.7
9	14:36:03.707	1:46.698	79.2
10	14:37:48.934	1:45.227	74.4
11	14:39:41.177	1:52.243	79.8
12	14:41:28.744	1:47.567	79.0
13	14:43:15.244	1:46.500	80.5

(47) Gary FRY

1	14:21:55.856	1:54.627	82.2
2	14:23:41.407	1:45.551	83.8
3	14:25:28.430	1:47.023	82.7
4	14:27:15.857	1:47.427	83.5
5	14:29:01.011	1:45.154	83.2
6	14:30:46.496	1:45.485	82.6
7	14:32:32.139	1:45.643	81.7
8	14:34:17.539	1:45.400	83.7
9	14:36:04.049	1:46.510	83.4
10	14:37:49.212	1:45.163	81.7
11	14:39:38.339	1:49.127	80.9
12	14:41:26.291	1:47.952	80.5
13	14:43:15.997	1:49.706	82.7

(2) Charles CHAPMAN

1	14:21:58.581	1:57.385	79.4
2	14:23:44.090	1:45.509	81.5
3	14:25:30.389	1:46.299	81.7
4	14:27:17.142	1:46.753	81.3
5	14:29:03.952	1:46.810	73.9
6	14:30:49.841	1:45.889	81.6
7	14:32:35.137	1:45.296	79.4
8	14:34:20.139	1:45.002	81.8
9	14:36:06.259	1:46.120	80.0
10	14:37:51.662	1:45.403	82.5
11	14:39:40.629	1:48.967	79.2
12	14:41:29.405	1:48.776	81.5
13	14:43:17.042	1:47.637	81.1

(26) Zena AL-JALLI

1	14:21:58.645	1:57.733	82.2
2	14:23:44.596	1:45.951	82.2
3	14:25:30.842	1:46.246	82.3
4	14:27:17.834	1:46.992	81.7
5	14:29:02.926	1:45.092	81.8
6	14:30:47.744	1:44.818	81.0
7	14:32:32.651	1:44.907	81.8
8	14:34:18.784	1:46.133	81.7
9	14:36:04.770	1:45.986	82.2

Lap	Time of Day	Lap Tm	SFSpd
10	14:37:50.162	1:45.392	81.8
11	14:39:39.345	1:49.183	81.5
12	14:41:29.647	1:50.302	81.2
13	14:43:18.671	1:49.024	69.9

(99) Oliver PLUNKETT

1	14:21:59.684	1:58.070	80.6
2	14:23:46.156	1:46.472	80.6
3	14:25:31.714	1:45.558	82.2
4	14:27:18.151	1:46.437	83.3
5	14:29:04.128	1:45.977	81.7
6	14:30:49.114	1:44.986	81.6
7	14:32:33.675	1:44.561	81.2
8	14:34:19.312	1:45.637	82.4
9	14:36:06.019	1:46.707	80.5
10	14:37:51.111	1:45.092	81.5
11	14:39:40.059	1:48.948	81.2
12	14:41:27.899	1:47.840	80.7
13	14:43:23.813	1:55.914	79.8

(92) Greg Van Der GAAST

1	14:21:56.229	1:56.338	83.2
2	14:23:41.943	1:45.714	82.6
3	14:25:34.466	1:52.523	80.9
4	14:27:19.719	1:45.253	81.0
5	14:29:03.625	1:43.906	80.6
6	14:30:47.705	1:44.080	81.9
7	14:32:42.545	1:54.840	80.4
8	14:34:27.904	1:45.359	80.4
9	14:36:13.292	1:45.388	79.5
10	14:37:59.264	1:45.972	80.4
11	14:39:44.918	1:45.654	80.7
12	14:41:29.538	1:44.620	82.2
13	14:45:14.111	3:44.573	

(14) William HARRIS

1	14:21:44.994	1:46.273	83.5
2	14:23:27.299	1:42.305	83.0
3	14:25:07.622	1:40.323	82.4
4	14:26:47.866	1:40.244	82.8
5	14:28:27.882	1:40.016	82.5
6	14:30:09.240	1:41.358	81.8
7	14:31:51.374	1:42.134	83.1
8	14:33:31.885	1:40.511	83.4
9	14:35:13.620	1:41.735	84.2
10	14:36:54.127	1:40.507	83.2

(16) Benoit CARNE

1	14:22:28.937	2:29.435	72.3
2	14:24:41.860	2:12.923	

Clerk of the Course

Orbits

Sig : Time :

Chief Timekeeper : Ian Sharp (SMART Timing)

Results available at [www.smart-timing.co.uk](http://www.smart-timing.co.uk) and [www.speedhive.com](http://www.speedhive.com)

Printed: 18/05/2024 14:47:03

### DDMC Spring race meeting

### Lapchart

Caterham Academy

Croft 2.125 miles

Race 2 - White group - AMENDED GRID

18/05/2024 14:05

Race (20:00 Time) started at 14:19:54



Competitors	Laps														
	0	1	2	3	4	5	6	7	8	9	10	11	12	13	
Paul OGGELSBY (18)	1	18	18	97	97	97	97	97	97	18	18	18	97	97	97
Scott HELME (42)	2	42	97	18	18	18	18	18	97	97	97	18	18	18	
Cal SHORT (97)	3	97	42	42	42	42	42	42	42	42	42	42	42	42	
Tim HARDCASTLE (6)	4	6	88	88	88	88	88	88	88	88	23	23	23	23	
Luciano CARUSO (88)	5	88	6	6	23	23	23	23	23	23	23	88	88	88	
Alastair MORTON (12)	6	12	96	23	14	14	14	14	6	6	6	6	6	6	
Charles HARRIS (96)	7	96	36	14	6	6	6	6	14	14	96	14	12	12	
David HALL (23)	8	23	23	96	12	12	12	12	96	96	14	96	96	96	
Richard HAIGH (71)	9	71	14	12	96	96	96	96	12	12	12	12	36	36	
Chris BUCK (36)	10	36	12	71	71	71	86	86	86	86	86	36	86	86	
William HARRIS (14)	11	14	71	5	86	86	71	36	36	36	36	86	15	15	
Stephen HARRIS (5)	12	5	5	86	5	36	36	71	15	15	15	15	71	71	
Eduardo PONTES (69)	13	69	86	15	15	15	15	15	71	71	71	71	5	5	
Benoit CARNE (16)	14	16	15	36	36	5	5	5	5	5	5	5	32	94	
Craig EVANS (86)	15	86	94	94	94	94	94	94	94	94	32	32	94	32	
Greg Van Der GAAST (92)	16	92	22	32	32	32	32	32	32	32	94	94	69	69	
Alex TRIMNELL (94)	17	94	32	22	22	22	69	69	69	69	69	69	47	47	
William COOPE (22)	18	22	47	47	47	69	22	22	22	22	22	22	26	99	
Ivan SEARLE (32)	19	32	92	92	69	47	47	47	47	47	47	99	22	2	
Zena AL-JALLI (26)	20	26	69	69	2	2	26	92	26	26	26	26	2	26	
Charles CHAPMAN (2)	21	2	2	2	26	26	92	26	99	99	99	99	22	92	
Gary FRY (47)	22	47	26	26	99	99	2	99	2	2	2	2	92	26	
Nick SAMPSON (15)	23	15	99	99	92	92	99	2	92	92	92	92			
Oliver PLUNKETT (99)	24	99	16	16											

Clerk of the Course

Orbits

Sig : Time :  
 Chief Timekeeper : Ian Sharp (SMART Timing)

Results available at [www.smart-timing.co.uk](http://www.smart-timing.co.uk) and [www.speedhive.com](http://www.speedhive.com)

Printed: 18/05/2024 14:47:25



# DDMC Spring race meeting

Sorted on Laps

2CV Parts.com Citroen 2CV Championship

Croft 2.125 miles

Race 3 - 1st Race

18/05/2024 14:35

Race (15:00 Time) started at 14:56:51

Pos	No.	Name	Make/Model	CC	Class	Laps	Total Tm	Diff	Best Tm	In Lap	2nd Best
1	49	Kris TOVEY	Citroen 2CV	602	2CV	8	16:29.450		2:02.299	7	2:02.399
2	76	Andrew BULL	Citroen 2CV	602	2CV	8	16:33.115	3.665	2:02.238	2	2:02.389
3	89	Nick CRISPIN	Citroen 2CV	602	2CV	8	16:33.128	3.678	2:01.822	4	2:02.004
4	24	Nicholas HOME	Citroen 2CV	602	2CV	8	16:35.986	6.536	2:01.922	2	2:02.061
5	92	Ian GIBBON	Citroen 2CV	602	2CV	8	16:59.387	29.937	2:05.428	3	2:05.734
6	79	Giles OWEN	Citroen 2CV	602	2CV	8	17:01.125	31.675	2:05.069	4	2:05.804
7	46	Ethan SPARROW	Citroen 2CV	602	2CV	8	17:06.005	36.555	2:06.202	5	2:06.215
8	81	Simon TURNER	Citroen 2CV	602	2CV	8	17:06.942	37.492	2:05.703	7	2:06.521
9	33	Matthew ARROWSMITH-BROWN	Citroen 2CV	602	2CV	8	17:08.497	39.047	2:06.283	6	2:06.666
10	41	Martin RIMAN	Citroen 2CV	602	2CV	8	17:09.548	40.098	2:05.397	3	2:06.071
11	13	Sebastian JONES-WHITE	Citroen 2CV	602	2CV	8	17:12.316	42.866	2:02.413	2	2:05.974
12	48	Laurence BROADHURST	Citroen 2CV	602	2CV	8	17:23.612	54.162	2:07.340	2	2:08.534
13	35	Shirley HENNESSEY	Citroen 2CV	602	2CV	8	17:35.580	1:06.130	2:09.357	6	2:10.148
14	42	Howard WRIGHT	Citroen 2CV	602	2CV	8	17:36.947	1:07.497	2:09.503	5	2:09.888
15	67	Colin ETCHELLES	Citroen 2CV	602	2CV	8	17:38.850	1:09.400	2:09.192	8	2:09.635
16	96	Chris HALL	Citroen 2CV	602	2CV	8	17:59.025	1:29.575	2:11.978	2	2:11.986
17	82	Karl HOLT	Citroen 2CV	602	2CV	8	18:31.632	2:02.182	2:15.034	5	2:15.622

### Not classified

DNF	72	Higel HOLLIS	Citroen 2CV	602	2CV	5	17:13.628	DNF	2:13.855	4	2:15.363
DNF	55	Julie WALFORD	Citroen 2CV	602	2CV	4	17:04.112	DNF	2:07.628	1	2:16.068
DNF	30	Luca PROIETTI	Citroen 2CV	602	2CV	2	4:14.098	DNF	2:02.560	2	2:08.386

### Announcements

New Track Record (2:01.822) for BARC Citroen 2CV by Nick CRISPIN.

Margin of Victory	Avg. Speed	Best Lap Tm	Best Speed	Best Lap by
3.665	61.853	2:01.822	62.797	89 - Nick CRISPIN

### Clerk of the Course

Sig : Time :  
Chief Timekeeper : Ian Sharp (SMART Timing)

Results available at [www.smart-timing.co.uk](http://www.smart-timing.co.uk) and [www.speedhive.com](http://www.speedhive.com)

Printed: 18/05/2024 15:17:59



# DDMC Spring race meeting

## Lapchart

2CV Parts.com Citroen 2CV Championship

Croft 2.125 miles

Race 3 - 1st Race

18/05/2024 14:35

Race (15:00 Time) started at 14:56:51



Competitors	Laps								
	0	1	2	3	4	5	6	7	8
Andrew BULL (76)	1	76	76	76	76	76	76	76	49
Sebastian JONES-WHITE (13)	2	13	13	13	49	49	49	49	76
Kris TOVEY (49)	3	49	49	49	24	24	89	89	89
Nicholas HOME (24)	4	24	24	24	89	89	24	24	24
Luca PROIETTI (30)	5	30	30	89	13	13	92	92	92
Nick CRISPIN (89)	6	89	89	30	92	92	79	79	79
Ian GIBBON (92)	7	92	55	92	79	79	13	33	46
Julie WALFORD (55)	8	55	79	79	41	41	33	13	33
Matthew ARROWSMITH-BROWN (33)	9	33	92	33	33	33	41	46	81
Giles OWEN (79)	10	79	33	41	46	46	46	41	41
Simon TURNER (81)	11	81	81	81	81	81	81	13	13
Laurence BROADHURST (48)	12	48	41	46	48	48	48	48	48
Shirley HENNESSEY (35)	13	35	46	55	35	35	35	35	35
Ethan SPARROW (46)	14	46	48	48	42	42	42	42	42
Chris HALL (96)	15	96	35	35	67	67	67	67	67
Martin RIMAN (41)	16	41	67	42	96	96	96	96	96
Colin ETCHELLES (67)	17	67	42	67	82	82	82	82	82
Higel HOLLIS (72)	18	72	96	96	72	72	72		
Howard WRIGHT (42)	19	42	72	82	55	55			
Karl HOLT (82)	20	82	82	72					

Clerk of the Course

Orbits

Sig : Time :  
 Chief Timekeeper : Ian Sharp (SMART Timing)  
 Results available at [www.smart-timing.co.uk](http://www.smart-timing.co.uk) and [www.speedhive.com](http://www.speedhive.com)  
 Printed: 18/05/2024 15:18:54





### DDMC Spring race meeting

Sorted on Laps

Caterham Academy

Croft 2.125 miles

Race 4 - Green group

18/05/2024 15:00

Race (20:00 Time) started at 15:22:53

Pos	No.	Name	Make/Model	CC	Class	Laps	Total Tm	Diff	Best Tm	In Lap	2nd Best
1	3	Bruno Van DYKE	Caterham Academy	1600	CAG	13	21:27.520		1:38.155	4	1:38.354
2	46	James HALL	Caterham Academy	1600	CAG	13	21:44.506	16.986	1:38.966	9	1:38.988
3	21	Alexander COOMBES	Caterham Academy	1600	CAG	13	21:49.693	22.173	1:38.921	10	1:38.954
4	8	Ben SNAPE	Caterham Academy	1600	CAG	13	21:50.530	23.010	1:38.857	7	1:39.007
5	33	Brian THORNTON	Caterham Academy	1600	CAG	13	21:54.390	26.870	1:39.264	7	1:39.552
6	25	Louis DARLING	Caterham Academy	1600	CAG	13	21:54.555	27.035	1:39.306	12	1:39.523
7	56	Dean BURDEN	Caterham Academy	1600	CAG	13	21:54.956	27.436	1:39.605	3	1:39.637
8	17	Daniel CRAWLEY	Caterham Academy	1600	CAG	13	21:58.087	30.567	1:39.554	3	1:39.825
9	24	Oliver WHITE	Caterham Academy	1600	CAG	13	22:03.297	35.777	1:40.514	9	1:40.586
10	7	Sam PARKER	Caterham Academy	1600	CAG	13	22:03.675	36.155	1:39.840	13	1:40.196
11	77	Charlie NEARN	Caterham Academy	1600	CAG	13	22:04.563	37.043	1:39.623	13	1:40.533
12	27	Jezz SKELTON	Caterham Academy	1600	CAG	13	22:12.339	44.819	1:39.507	9	1:39.764
13	38	Jimmy WAI	Caterham Academy	1600	CAG	13	22:17.266	49.746	1:40.530	12	1:40.566
14	60	Mark STANCER	Caterham Academy	1600	CAG	13	22:42.345	1:14.825	1:42.414	2	1:42.713
15	44	Andrew DAVISON	Caterham Academy	1600	CAG	13	22:45.234	1:17.714	1:43.293	10	1:43.553
16	9	Wayne HOWELL	Caterham Academy	1600	CAG	13	22:54.072	1:26.552	1:44.069	4	1:44.289
17	52	Chris HIX	Caterham Academy	1600	CAG	13	22:56.104	1:28.584	1:43.570	7	1:43.942
18	4	Alistair KINNEAR	Caterham Academy	1600	CAG	12	21:50.989	1 Lap	1:44.727	3	1:45.857
19	29	Scott DARLING	Caterham Academy	1600	CAG	12	21:57.731	1 Lap	1:46.600	10	1:47.317
20	11	Scott MILLAR	Caterham Academy	1600	CAG	12	22:01.363	1 Lap	1:47.213	9	1:47.225

#### Not classified

DNF	51	Harrison CAVERS	Caterham Academy	1600	CAG	5	10:04.331	DNF	1:39.536	3	1:39.666
DNF	10	Aaron OLIVER	Caterham Academy	1600	CAG	4	6:49.016	DNF	1:39.533	3	1:39.741
DNS	20	Steve LORRIMAN	Caterham Academy	1600	CAG			DNS		0	

#### Announcements

Car No.25 - Racetime includes 5 second time penalty - Exceeding track limits

Margin of Victory	Avg. Speed	Best Lap Tm	Best Speed	Best Lap by
16.986	77.242	1:38.155	77.938	3 - Bruno Van DYKE

#### Clerk of the Course

Sig : Time :  
Chief Timekeeper : Ian Sharp (SMART Timing)

Results available at [www.smart-timing.co.uk](http://www.smart-timing.co.uk) and [www.speedhive.com](http://www.speedhive.com)

Printed: 18/05/2024 15:47:33



### DDMC Spring race meeting

Caterham Academy

Croft 2.125 miles

Race 4 - Green group

18/05/2024 15:00

Race (20:00 Time) started at 15:22:53

Lap	Time of Day	Lap Tm	SFSpd
11	15:42:10.792	1:43.670	81.0
12	15:43:54.534	1:43.742	80.9
13	15:45:38.579	1:44.045	80.6

(9) Wayne HOWELL

1	15:24:50.988	1:51.847	82.2
2	15:26:35.325	1:44.337	81.9
3	15:28:19.935	1:44.610	82.6
4	15:30:04.004	1:44.069	81.5
5	15:31:48.406	1:44.402	81.8
6	15:33:32.703	1:44.297	82.0
7	15:35:17.808	1:45.105	81.5
8	15:37:03.568	1:45.760	81.5
9	15:38:47.857	1:44.289	81.7
10	15:40:33.358	1:45.501	81.3
11	15:42:17.652	1:44.294	81.2
12	15:44:02.789	1:45.137	81.3
13	15:45:47.417	1:44.628	80.7

(52) Chris HIX

1	15:24:50.341	1:51.383	82.4
2	15:26:34.283	1:43.942	83.0
3	15:28:19.442	1:45.159	82.6
4	15:30:05.055	1:45.613	79.8
5	15:31:49.991	1:44.936	82.0
6	15:33:34.476	1:44.485	80.9
7	15:35:18.046	1:43.570	82.2
8	15:37:02.793	1:44.747	80.4
9	15:38:48.554	1:45.761	80.7
10	15:40:33.993	1:45.439	81.2
11	15:42:18.717	1:44.724	81.6
12	15:44:03.979	1:45.262	76.3
13	15:45:49.449	1:45.470	81.5

(4) Alistair KINNEAR

1	15:24:53.300	1:53.656	82.1
2	15:26:39.510	1:46.210	82.3
3	15:28:24.237	1:44.727	81.7
4	15:30:10.094	1:45.857	82.1
5	15:32:00.294	1:50.200	81.4
6	15:33:50.864	1:50.570	80.7
7	15:35:39.322	1:48.458	81.2
8	15:37:26.886	1:47.564	80.4
9	15:39:14.580	1:47.694	80.9
10	15:41:07.378	1:52.798	80.8
11	15:42:55.180	1:47.802	79.7
12	15:44:44.334	1:49.154	77.3

(29) Scott DARLING

1	15:24:56.530	1:55.929	81.8
2	15:26:45.813	1:49.283	80.7
3	15:28:34.523	1:48.710	81.3
4	15:30:22.345	1:47.822	80.0
5	15:32:11.364	1:49.019	80.6
6	15:34:01.192	1:49.828	79.2
7	15:35:51.819	1:50.627	79.0
8	15:37:40.929	1:49.110	81.7
9	15:39:28.246	1:47.317	80.0
10	15:41:14.846	1:46.600	80.8
11	15:43:03.667	1:48.821	76.8
12	15:44:51.076	1:47.409	82.2

(11) Scott MILLAR

1	15:24:55.890	1:55.968	81.1
2	15:26:46.709	1:50.819	80.5
3	15:28:35.649	1:48.940	79.6
4	15:30:23.877	1:48.228	80.2
5	15:32:13.474	1:49.597	80.3
6	15:34:02.662	1:49.188	80.1
7	15:35:53.006	1:50.344	75.5
8	15:37:41.449	1:48.443	81.0
9	15:39:28.662	1:47.213	81.2
10	15:41:15.887	1:47.225	80.4
11	15:43:05.492	1:49.605	78.4

Lap	Time of Day	Lap Tm	SFSpd
12	15:44:54.708	1:49.216	80.2

(51) Harrison CAVERS

1	15:24:39.840	1:44.140	84.8
2	15:26:19.506	1:39.666	85.8
3	15:27:59.042	1:39.536	86.3
4	15:29:40.099	1:41.057	85.8
5	15:32:57.676	3:17.577	

(10) Aaron OLIVER

1	15:24:40.941	1:44.071	84.7
2	15:26:20.682	1:39.741	84.0
3	15:28:00.215	1:39.533	84.3
4	15:29:42.361	1:42.146	82.4

Lap	Time of Day	Lap Tm	SFSpd
-----	-------------	--------	-------

Clerk of the Course

Sig : Time :

Chief Timekeeper : Ian Sharp (SMART Timing)

Results available at [www.smart-timing.co.uk](http://www.smart-timing.co.uk) and [www.speedhive.com](http://www.speedhive.com)

Printed: 18/05/2024 15:48:04

Orbits

### DDMC Spring race meeting

### Lapchart

Caterham Academy

Croft 2.125 miles

Race 4 - Green group

18/05/2024 15:00

Race (20:00 Time) started at 15:22:53



Competitors	Laps													
	0	1	2	3	4	5	6	7	8	9	10	11	12	13
Bruno Van DYKE (3)	1	3	3	3	3	3	3	3	3	3	3	3	3	3
Alexander COOMBES (21)	2	21	25	25	25	25	25	25	46	46	46	46	46	46
Louis DARLING (25)	3	25	46	46	46	46	46	46	25	25	25	21	21	25
James HALL (46)	4	46	21	21	21	51	33	56	56	8	21	21	25	25
Harrison CAVERS (51)	5	51	51	51	51	33	56	33	33	21	8	8	8	8
Brian THORNTON (33)	6	33	33	33	33	56	8	8	8	17	56	56	33	33
Ben SNAPE (8)	7	8	56	56	56	10	17	17	17	56	33	33	56	56
Aaron OLIVER (10)	8	10	10	10	10	8	21	21	21	33	17	17	17	17
Dean BURDEN (56)	9	56	8	8	8	17	24	24	24	24	24	24	24	24
Jezz SKELTON (27)	10	27	17	17	17	21	38	38	7	7	7	7	7	7
Sam PARKER (7)	11	7	7	7	24	24	7	7	77	77	77	77	77	77
Daniel CRAWLEY (17)	12	17	24	24	7	38	77	77	38	38	38	38	27	27
Jimmy WAI (38)	13	38	38	38	38	7	27	27	27	27	27	27	38	38
Oliver WHITE (24)	14	24	77	77	77	77	60	60	60	60	60	60	60	60
Charlie NEARN (77)	15	77	60	60	60	60	44	44	44	44	44	44	44	44
Mark STANCER (60)	16	60	44	44	44	27	9	9	9	52	9	9	9	9
Chris HIX (52)	17	52	52	52	27	44	52	52	52	9	52	52	52	52
Wayne HOWELL (9)	18	9	9	9	52	9	4	4	4	4	4	4	4	4
Andrew DAVISON (44)	19	44	4	27	9	52	29	29	29	29	29	29	29	29
Alistair KINNEAR (4)	20	4	11	4	4	4	11	11	11	11	11	11	11	11
Scott MILLAR (11)	21	11	29	29	29	29	51							
Scott DARLING (29)	22	29	27	11	11	11								
-	23													

Clerk of the Course

Orbits

Sig : Time :  
 Chief Timekeeper : Ian Sharp (SMART Timing)  
 Results available at [www.smart-timing.co.uk](http://www.smart-timing.co.uk) and [www.speedhive.com](http://www.speedhive.com)

Printed: 18/05/2024 15:48:30





# DDMC Spring race meeting

Sorted on Laps

Scottish Legends Championship

Croft 2.125 miles

Race 5 - Heat 2a

18/05/2024 15:30

Race (6 Laps) started at 15:54:20

Pos	No.	Name	Make/Model	CC	Class	Laps	Total Tm	Diff	Best Tm	In Lap	2nd Best
1	14	Daniel CLARK	Legend Coupe	890	L	6	9:37.104		1:35.347	3	1:35.469
2	8	Nick BRIDGEMAN	Legend Coupe	1250	L T	6	9:40.853	3.749	1:35.518	2	1:36.016
3	24	Matthew PAPE	Legend Coupe	1250	L	6	9:41.559	4.455	1:35.497	6	1:35.604
4	52	Stewart BLACK	Legend Coupe	1250	L	6	9:48.530	11.426	1:35.704	3	1:35.733
5	85	Mark BEATY	Legend Coupe	1250	L	6	9:53.581	16.477	1:36.790	4	1:37.384
6	26	Scott HYNDS	Legend Coupe	1250	L	6	9:56.074	18.970	1:37.657	6	1:37.844
7	43	Jonty NORMAN	Legend Sedan	1250	L	6	9:57.569	20.465	1:38.194	4	1:38.821
8	10	Ross HODGSON	Legend Coupe	1300	L R	6	9:57.915	20.811	1:37.679	4	1:37.796
9	15	Elby CLARK	Legend Coupe	890	L	6	9:58.388	21.284	1:38.068	4	1:38.324
10	9	Colin ATKINSON	Legend Coupe	899	L	6	9:59.153	22.049	1:37.940	5	1:38.311
11	77	Michael WEDDELL	Legend Coupe	1250	L R	6	9:59.291	22.187	1:37.303	2	1:37.501
12	27	Grant HUNTER	Legend Coupe	890	L R	6	9:59.432	22.328	1:37.970	6	1:38.531
13	28	David ALLAN	Legend Coupe	890	L	6	10:02.796	25.692	1:38.288	3	1:38.425
14	333	William READ	Legend Coupe	890	L	6	10:06.084	28.980	1:38.174	4	1:38.356
15	282	Grant DAVISON	Legend Coupe	890	L	6	10:06.923	29.819	1:38.152	4	1:38.249
16	35	Neil SHENTON	Legend Coupe	1250	L	6	10:06.974	29.870	1:39.225	3	1:39.623
17	95	Maxim POPELYUSHKO	Legend Coupe	850	L	6	10:09.722	32.618	1:37.760	6	1:37.844
18	127	Phil ROWLANDS	Legend Coupe	1250	L R	6	10:16.008	38.904	1:39.924	5	1:40.243
19	17	Billy WAIT	Legend Coupe	1250	L	6	10:22.221	45.117	1:41.403	4	1:41.485
20	55	Stuart McANDREW	Legend Coupe	1250	L	6	10:23.457	46.353	1:39.775	3	1:41.030
21	6	Gary ATKINSON	Legend Sedan-Van	899	L R	6	10:37.871	1:00.767	1:41.175	5	1:42.324
22	53	Stuart ROBERTSON	Legend Coupe	850	L	6	10:40.496	1:03.392	1:44.480	3	1:44.722
23	78	David HEADEN	Legend Sedan	1250	L R	6	11:02.244	1:25.140	1:43.412	2	1:43.563
24	66	Alastair CALDERWOOD	Legend Sedan	1250	L	5	9:53.853	1 Lap	1:56.314	2	1:57.729

Not classified

DNS 16 Chris LAPIT

Legend Sedan

1250

L

DNS

0

Margin of Victory

Avg. Speed

Best Lap Tm

Best Speed

Best Lap by

3.749

79.535

1:35.347

80.233

14 - Daniel CLARK

Clerk of the Course

Orbits

Sig : Time :

Chief Timekeeper : Ian Sharp (SMART Timing)

Results available at [www.smart-timing.co.uk](http://www.smart-timing.co.uk) and [www.speedhive.com](http://www.speedhive.com)

Printed: 18/05/2024 16:06:23







# DDMC Spring race meeting

# Lapchart

Scottish Legends Championship

Croft 2.125 miles

Race 5 - Heat 2a

18/05/2024 15:30

Race (6 Laps) started at 15:54:20



Competitors	Laps						
	0	1	2	3	4	5	6
Daniel CLARK (14)	1	14	14	14	14	14	14
Jonty NORMAN (43)	2	43	8	8	8	8	8
Neil SHENTON (35)	3	35	43	24	24	24	24
Nick BRIDGEMAN (8)	4	8	24	43	52	52	52
Elby CLARK (15)	5	15	35	26	26	85	85
Stuart McANDREW (55)	6	55	26	52	85	26	26
Grant HUNTER (27)	7	27	15	35	43	43	43
Matthew PAPE (24)	8	24	85	85	35	15	10
Scott HYNDS (26)	9	26	52	15	15	10	15
Mark BEATY (85)	10	85	9	9	9	35	77
Maxim POPELYUSHKO (95)	11	95	27	27	77	77	9
Colin ATKINSON (9)	12	9	10	10	10	9	27
William READ (333)	13	333	55	77	27	27	28
Billy WAIT (17)	14	17	77	28	28	28	35
Stewart BLACK (52)	15	52	28	333	333	333	282
David ALLAN (28)	16	28	333	55	55	282	282
Alastair CALDERWOOD (66)	17	66	127	17	282	55	95
Grant DAVISON (282)	18	282	17	127	127	95	127
Gary ATKINSON (6)	19	6	282	282	17	127	17
Ross HODGSON (10)	20	10	53	6	95	17	55
Michael WEDDELL (77)	21	77	78	78	53	53	6
Stuart ROBERTSON (53)	22	53	6	95	6	6	53
Phil ROWLANDS (127)	23	127	95	53	78	78	78
David HEADEN (78)	24	78	66	66	66	66	66
-	25						

Clerk of the Course

Orbits

Sig : Time :  
 Chief Timekeeper : Ian Sharp (SMART Timing)  
 Results available at [www.smart-timing.co.uk](http://www.smart-timing.co.uk) and [www.speedhive.com](http://www.speedhive.com)

Printed: 18/05/2024 16:07:05



motor sport UK

RACE WITH RESPECT

# DDMC Spring race meeting

Sorted on Laps

CNC Heads Sports & Saloons

Croft 2.125 miles

Race 6 - 1st Race - AMENDED RESULT

18/05/2024 15:50

Race (20:00 Time) started at 16:14:18

Pos	No.	Name	Make/Model	CC	Class	Laps	Total Tm	Diff	Best Tm	In Lap	2nd Best
1	96	Bod BUCKBY	Caterham 7	2000	B	7	10:49.553		1:30.312	5	1:30.631
2	23	Richard HALL	Caterham CSR	2300	B	7	11:19.864	30.311	1:33.998	5	1:34.412
3	4	Paul MASTERS	Westfield Widebody	1998	B	7	11:22.750	33.197	1:31.674	5	1:31.811
4	88	Thomas FRANKLAND	Renault 5GT	1998	B	7	11:41.694	52.141	1:36.054	4	1:36.459
5	128	Lee BULL	Renault Clio	2000	E	7	11:44.749	55.196	1:37.442	3	1:38.648
6	77	Steven PARKER	Ford Fiesta	1596T	D	7	12:05.143	1:15.590	1:39.882	5	1:40.675
7	84	Peter KOUKOULAS	Toyota MR2	1800	E	7	12:10.618	1:21.065	1:42.289	4	1:42.727
8	79	Clive DIX	Mazda RX7 FD	1308T	D	7	12:25.186	1:35.633	1:41.936	5	1:42.551
9	39	Jamie CRYER	Ginetta G20	2000	B	6	9:18.711	1 Lap	1:31.671	6	1:31.747
10	98	Matthew JONES	Ford Focus	1998	E	6	10:38.771	1 Lap	1:42.147	6	1:42.154
11	118	Riccy WALKER	Mini F56 Challenge	2000T	D	6	10:41.776	1 Lap	1:39.825	6	1:41.257
12	15	Julian WOOD	BMW Compact	2496	E	6	10:56.614	1 Lap	1:44.580	4	1:45.387
13	25	Robert CLAXTON	VW Golf Mk3 GTi	1800T	D	6	11:02.848	1 Lap	1:46.309	5	1:46.701
14	9	Cavan TAYLOR	Renault Clio 200	1998	E	6	11:03.730	1 Lap	1:45.129	5	1:45.879
15	34	Helen ALLEN	Ford Fiesta Zetec S	1600	F	6	11:51.377	1 Lap	1:54.371	5	1:54.547

### Not classified

DNF	6	Simon ALLAWAY	Lotus Esprit V8	5500	A	2	3:34.265	DNF	1:33.191	1	
DNF	72	Mark PRIMETT	Banks Lotus Europa	1998	B	1	2:35.673	DNF	2:28.608	1	
DNS	5	David JONES	Ford Focus Mk1 RS	2000T	D			DNS		0	
DQ	44	Clifford BUTLER	Holden Commodore	5900	D	6	11:34.849	DQ	1:45.437	4	1:45.651

### Announcements

RED FLAG after 13:05 - Race re-started on new Grid over 7 minutes  
 Incorrect start to Re-Started Race - Result declared  
 AMENDED RESULT 11:20 - Car No.44 Disqualified

Margin of Victory	Avg. Speed	Best Lap Tm	Best Speed	Best Lap by
30.311	82.441	1:30.312	84.706	96 - Bod BUCKBY

### Clerk of the Course

Sig : Time :  
 Chief Timekeeper : Ian Sharp (SMART Timing)  
 Results available at [www.smart-timing.co.uk](http://www.smart-timing.co.uk) and [www.speedhive.com](http://www.speedhive.com)

Printed: 19/05/2024 11:33:53



## DDMC Spring race meeting

CNC Heads Sports & Saloons

Croft 2.125 miles

Race 6 - 1st Race - AMENDED RESULT

18/05/2024 15:50

Race (20:00 Time) started at 16:14:18

Lap	Time of Day	Lap Tm	SFSpd
<b>(96) Bod BUCKBY</b>			
1	16:15:58.355	<b>1:38.690</b>	106.2
2	16:17:31.093	<b>1:32.738</b>	106.4
3	16:19:02.378	<b>1:31.285</b>	106.2
4	16:20:33.046	<b>1:30.668</b>	<b>107.7</b>
5	16:22:03.358	<b>1:30.312</b>	106.5
6	16:23:33.989	<b>1:30.631</b>	104.5
7	16:25:07.618	<b>1:33.629</b>	103.6

<b>(23) Richard HALL</b>			
1	16:16:06.863	<b>1:45.577</b>	<b>99.0</b>
2	16:17:42.299	<b>1:35.436</b>	95.7
3	16:19:17.065	<b>1:34.766</b>	97.4
4	16:20:51.896	<b>1:34.831</b>	98.4
5	16:22:25.894	<b>1:33.998</b>	96.7
6	16:24:00.306	<b>1:34.412</b>	97.4
7	16:25:37.929	<b>1:37.623</b>	96.7

<b>(4) Paul MASTERS</b>			
1	16:16:25.209	<b>2:06.494</b>	98.8
2	16:18:00.722	<b>1:35.513</b>	99.7
3	16:19:33.251	<b>1:32.529</b>	99.7
4	16:21:05.062	<b>1:31.811</b>	98.8
5	16:22:36.736	<b>1:31.674</b>	<b>99.9</b>
6	16:24:08.898	<b>1:32.162</b>	99.7
7	16:25:40.815	<b>1:31.917</b>	94.1

<b>(88) Thomas FRANKLAND</b>			
1	16:16:06.850	<b>1:45.390</b>	81.9
2	16:17:45.452	<b>1:38.602</b>	86.5
3	16:19:22.839	<b>1:37.387</b>	86.6
4	16:20:58.893	<b>1:36.054</b>	<b>88.2</b>
5	16:22:35.352	<b>1:36.459</b>	86.3
6	16:24:15.670	<b>1:40.318</b>	85.1
7	16:25:59.759	<b>1:44.089</b>	56.9

<b>(128) Lee BULL</b>			
1	16:16:05.909	<b>1:45.040</b>	90.1
2	16:17:44.557	<b>1:38.648</b>	<b>90.3</b>
3	16:19:21.999	<b>1:37.442</b>	90.0
4	16:21:00.839	<b>1:38.840</b>	89.4
5	16:22:40.414	<b>1:39.575</b>	90.1
6	16:24:19.369	<b>1:38.955</b>	89.0
7	16:26:02.814	<b>1:43.445</b>	60.5

<b>(77) Steven PARKER</b>			
1	16:16:08.900	<b>1:46.830</b>	86.5
2	16:17:49.616	<b>1:40.716</b>	<b>91.8</b>
3	16:19:33.018	<b>1:43.402</b>	87.5
4	16:21:15.882	<b>1:42.864</b>	90.4
5	16:22:55.764	<b>1:39.882</b>	88.0
6	16:24:36.439	<b>1:40.675</b>	86.8
7	16:26:23.208	<b>1:46.769</b>	57.3

<b>(84) Peter KOUKOULAS</b>			
1	16:16:10.677	<b>1:48.135</b>	<b>81.5</b>
2	16:17:53.440	<b>1:42.763</b>	80.8
3	16:19:36.378	<b>1:42.938</b>	81.0
4	16:21:18.667	<b>1:42.289</b>	81.5
5	16:23:01.394	<b>1:42.727</b>	80.9
6	16:24:44.170	<b>1:42.776</b>	80.7
7	16:26:28.683	<b>1:44.513</b>	79.6

<b>(79) Clive DIX</b>			
1	16:16:17.165	<b>1:53.900</b>	91.3
2	16:18:03.880	<b>1:46.715</b>	91.6
3	16:19:48.256	<b>1:44.376</b>	92.1
4	16:21:31.316	<b>1:43.060</b>	92.2
5	16:23:13.252	<b>1:41.936</b>	92.7
6	16:24:55.803	<b>1:42.551</b>	<b>92.8</b>
7	16:26:43.251	<b>1:47.448</b>	91.2

**(39) Jamie CRYER**

1	16:15:57.196	<b>1:37.521</b>	<b>95.9</b>
2	16:17:28.943	<b>1:31.747</b>	95.5
3	16:19:00.799	<b>1:31.856</b>	95.2
4	16:20:33.099	<b>1:32.300</b>	93.9
5	16:22:05.105	<b>1:32.006</b>	93.6
6	16:23:36.776	<b>1:31.671</b>	94.1

<b>(98) Matthew JONES</b>			
1	16:16:19.355	<b>1:55.431</b>	82.1
2	16:18:04.960	<b>1:45.605</b>	82.7
3	16:19:49.159	<b>1:44.199</b>	83.6
4	16:21:32.535	<b>1:43.376</b>	82.6
5	16:23:14.689	<b>1:42.154</b>	82.0
6	16:24:56.836	<b>1:42.147</b>	<b>83.8</b>

<b>(118) Riccy WALKER</b>			
1	16:16:26.976	<b>2:04.847</b>	93.5
2	16:18:12.463	<b>1:45.487</b>	<b>94.1</b>
3	16:19:56.533	<b>1:44.070</b>	93.3
4	16:21:37.790	<b>1:41.257</b>	93.7
5	16:23:20.016	<b>1:42.226</b>	92.7
6	16:24:59.841	<b>1:39.825</b>	92.8

<b>(15) Julian WOOD</b>			
1	16:16:24.337	<b>2:02.001</b>	83.1
2	16:18:10.904	<b>1:46.567</b>	<b>84.5</b>
3	16:19:57.990	<b>1:47.086</b>	82.2
4	16:21:42.570	<b>1:44.580</b>	83.5
5	16:23:27.957	<b>1:45.387</b>	82.7
6	16:25:14.679	<b>1:46.722</b>	82.5

<b>(25) Robert CLAXTON</b>			
1	16:16:25.890	<b>2:00.291</b>	
2	16:18:12.862	<b>1:46.972</b>	
3	16:19:59.683	<b>1:46.821</b>	
4	16:21:46.384	<b>1:46.701</b>	
5	16:23:32.693	<b>1:46.309</b>	
6	16:25:20.913	<b>1:48.220</b>	

<b>(9) Cavan TAYLOR</b>			
1	16:16:25.491	<b>2:00.797</b>	<b>74.7</b>
2	16:18:15.885	<b>1:50.394</b>	65.6
3	16:20:02.902	<b>1:47.017</b>	73.3
4	16:21:48.781	<b>1:45.879</b>	73.3
5	16:23:33.910	<b>1:45.129</b>	73.1
6	16:25:21.795	<b>1:47.885</b>	73.8

<b>(34) Helen ALLEN</b>			
1	16:16:33.297	<b>2:07.699</b>	83.0
2	16:18:28.974	<b>1:55.677</b>	<b>83.6</b>
3	16:20:23.521	<b>1:54.547</b>	83.1
4	16:22:18.716	<b>1:55.195</b>	81.9
5	16:24:13.087	<b>1:54.371</b>	81.7
6	16:26:09.442	<b>1:56.355</b>	75.7

<b>(6) Simon ALLAWAY</b>			
1	16:17:52.330	<b>1:33.191</b>	111.3

<b>(72) Mark PRIMETT</b>			
1	16:16:53.738	<b>2:28.608</b>	

<b>(44) Clifford BUTLER</b>			
1	16:16:23.399	<b>1:59.219</b>	86.7
2	16:18:09.896	<b>1:46.497</b>	<b>88.6</b>
3	16:19:56.182	<b>1:46.286</b>	87.5
4	16:21:41.619	<b>1:45.437</b>	88.1
5	16:23:27.270	<b>1:45.651</b>	87.0
6	16:25:52.914	<b>2:25.644</b>	

Clerk of the Course

Orbits

Sig : Time :  
Chief Timekeeper : Ian Sharp (SMART Timing)

Results available at [www.smart-timing.co.uk](http://www.smart-timing.co.uk) and [www.speedhive.com](http://www.speedhive.com)

Printed: 19/05/2024 11:34:26

# DDMC Spring race meeting

## Lapchart

CNC Heads Sports & Saloons

Croft 2.125 miles

Race 6 - 1st Race

18/05/2024 15:50

Race (20:00 Time) started at 16:14:18

Competitors	Laps								
	0	1	2	3	4	5	6	7	
Paul MASTERS (4)	1	4	39	39	39	96	96	96	96
Bod BUCKBY (96)	2	96	96	96	96	39	39	39	23
Jamie CRYER (39)	3	39	128	23	23	23	23	23	4
Lee BULL (128)	4	128	88	128	128	88	88	4	88
Richard HALL (23)	5	23	23	88	88	128	4	88	128
Thomas FRANKLAND (88)	6	88	77	77	77	4	128	128	77
Steven PARKER (77)	7	77	84	84	4	77	77	77	84
Riccy WALKER (118)	8	118	79	4	84	84	84	84	79
Julian WOOD (15)	9	15	98	79	79	79	79	79	
Peter KOUKOULAS (84)	10	84	44	98	98	98	98	98	
Clive DIX (79)	11	79	15	44	44	118	118	118	
Matthew JONES (98)	12	98	4	15	118	44	44	15	
Clifford BUTLER (44)	13	44	9	118	15	15	15	25	
Cavan TAYLOR (9)	14	9	25	25	25	25	25	9	
Mark PRIMETT (72)	15	72	118	9	9	9	9	44	
Helen ALLEN (34)	16	34	34	34	34	34	34	34	
Robert CLAXTON (25)	17	25	72						
Simon ALLAWAY (6)	18	6	6						
-	19								

Clerk of the Course

Orbits

Sig : Time :  
 Chief Timekeeper : Ian Sharp (SMART Timing)  
 Results available at [www.smart-timing.co.uk](http://www.smart-timing.co.uk) and [www.speedhive.com](http://www.speedhive.com)



**RACE WITH RESPECT**

## DDMC Spring race meeting

Sorted on Laps

NSSCC Classes A & E / Scottish Classics

Croft 2.125 miles

Race 7 - 1st Race

18/05/2024 16:20

Race (15:00 and 1 Laps) started at 16:55:45

Pos	No.	Name	Make/Model	CC	Class	Laps	Total Tm	Diff	Best Tm	In Lap	2nd Best
1	128	Phill HOUSE	Audi RS3	2000T	A1	12	17:50.228		1:25.643	3	1:26.066
2	191	Kirk ARMITAGE	BMW M3	3200	A1	12	17:51.568	1.340	1:26.147	3	1:26.272
3	12	Scott HUBEL	Peugeot 205 T16	2000	A2	12	18:36.221	45.993	1:31.371	3	1:31.535
4	65	Ian TOWERS	MK Striker	999	E2	12	18:57.325	1:07.097	1:33.290	6	1:33.330
5	18	Damien McKAY	Westfield	999	A2	12	19:03.976	1:13.748	1:31.744	4	1:31.799
6	17	Philip RUSSELL	BMW E36	2000	CI	12	19:21.176	1:30.948	1:33.640	6	1:34.117
7	78	Andrew GRAHAM	Triumph TR8	3500	CE	12	19:24.170	1:33.942	1:34.543	6	1:34.942
8	1	Alastair BAPTIE	MGB GT V8	3500	CE	11	17:54.592	1 Lap	1:34.989	2	1:35.532
9	3	Chris HUNTLY	Subaru Impreza WRX ST	2000	A1	11	18:19.314	1 Lap	1:32.838	11	1:33.074
10	7	Keiron BAILLIE	Lotus 7	1600	CB	11	18:22.850	1 Lap	1:37.884	4	1:38.285
11	64	Adam KINMOND	Rover Vitesse	3500	CI	11	18:24.136	1 Lap	1:37.948	9	1:38.413
12	29	Justin COX	Caterham SigmaX	1600	E1	11	18:30.189	1 Lap	1:34.830	7	1:35.318
13	51	Barry EASTAUGH	MBG GT	3500	CE	11	18:30.432	1 Lap	1:38.353	5	1:38.453
14	162	Andrew KINMOND	TVR Vixen	2500	CB	11	18:56.961	1 Lap	1:41.039	8	1:41.054
15	21	Jimmy CROW	Scimitar Coupe GT	3000	CG	11	19:33.230	1 Lap	1:44.149	2	1:44.257
16	165	Paul GREEN	Ford Fiesta XR2	1600	XR	11	19:34.119	1 Lap	1:44.122	3	1:44.219
17	11	Iain MITCHELL	Vauxhall Nova	1300	CA	10	18:13.346	2 Laps	1:46.923	3	1:47.175
18	311	Stephen SADLER	Peugeot 205 GTi	1600	CI	10	18:22.216	2 Laps	1:47.178	2	1:47.400
19	23	Sonny GRAY	Ford Fiesta XR2	1600	XR	10	18:25.109	2 Laps	1:47.379	9	1:47.647
20	71	Paul BOWERS	Fiat 128	1300	CA	10	18:36.977	2 Laps	1:47.007	5	1:47.813
21	5	Michael LONGSTAFFE	MG Midget	1380	CA	10	18:46.879	2 Laps	1:49.939	3	1:50.557
22	66	Duncan O'NEILL	Ford Fiesta XR2	1600	XR	10	19:28.734	2 Laps	1:54.476	4	1:54.661
<b>Not classified</b>											
DNF	63	John KINMOND	Rover SD1	3500	CE	8	13:31.409	DNF	1:36.548	4	1:36.715
DNF	62	Paul RANKIN	Westfield Aero	2400	A1	7	10:51.135	DNF	1:22.376	4	1:23.336
DNF	143	Neil MacKAY	Austin Mini	1300	CA	1	2:37.103	DNF	2:28.638	1	
DNF	58	Jonny GREENWOOD	Ginetta G20	3000	A1		5.307	DNF		0	
DNS	15	Ewan ANDERSON	BMW 2002Ti	1600	CB			DNS		0	
DNS	22	Simon MAYNE	AB Arion S2	996	E2			DNS		0	
DNS	28	Fraser TURNBULL	Ford Fiesta XR2	1600	XR			DNS		0	

### Announcements

New Track Record (1:44.149) for SMRC Classic S/S (G) by Jimmy CROW.

New Track Record (1:34.543) for SMRC Classic S/S (E) by Andrew GRAHAM.

Margin of Victory	Avg. Speed	Best Lap Tm	Best Speed	Best Lap by
1.340	85.776	1:22.376	92.867	62 - Paul RANKIN

### Clerk of the Course

Sig : Time :  
Chief Timekeeper : Ian Sharp (SMART Timing)

Results available at [www.smart-timing.co.uk](http://www.smart-timing.co.uk) and [www.speedhive.com](http://www.speedhive.com)

Printed: 18/05/2024 17:16:03



motor  
sport  
UK

RACE  
WITH  
RESPECT

### Orbits



# DDMC Spring race meeting

NSSCC Classes A & E / Scottish Classics

Croft 2.125 miles

Race 7 - 1st Race

18/05/2024 16:20

Race (15:00 and 1 Laps) started at 16:55:45

Lap	Time of Day	Lap Tm	SFSpd
6	17:06:45.086	1:48.384	81.9
7	17:08:33.084	1:47.998	81.6
8	17:10:20.869	1:47.785	81.2
9	17:12:12.047	1:51.178	81.5
10	17:13:59.222	1:47.175	80.5

(311) Stephen SADLER

1	16:57:42.867	1:51.309	81.3
2	16:59:30.045	1:47.176	81.7
3	17:01:17.880	1:47.835	79.9
4	17:03:05.280	1:47.400	78.8
5	17:04:56.004	1:50.724	75.7
6	17:06:47.021	1:51.017	77.6
7	17:08:36.663	1:49.642	78.3
8	17:10:27.822	1:51.159	75.8
9	17:12:17.862	1:50.040	75.5
10	17:14:08.092	1:50.230	74.2

(23) Sonny GRAY

1	16:57:51.157	1:56.738	73.8
2	16:59:40.907	1:49.750	73.5
3	17:01:28.578	1:47.671	74.6
4	17:03:16.886	1:48.308	74.0
5	17:05:04.533	1:47.647	74.8
6	17:06:54.904	1:50.371	74.6
7	17:08:44.031	1:49.127	73.5
8	17:10:32.035	1:48.004	73.8
9	17:12:19.414	1:47.379	73.7
10	17:14:10.985	1:51.571	74.5

(71) Paul BOWERS

1	16:57:47.084	1:53.739	78.4
2	16:59:35.360	1:48.276	79.1
3	17:01:23.466	1:48.106	77.8
4	17:03:11.279	1:47.813	78.5
5	17:04:58.286	1:47.007	79.2
6	17:06:46.817	1:48.531	77.0
7	17:08:36.599	1:49.782	76.7
8	17:10:26.422	1:49.823	79.4
9	17:12:16.576	1:50.154	78.3
10	17:14:22.853	2:06.277	77.9

(5) Michael LONGSTAFFE

1	16:57:49.450	1:56.017	78.9
2	16:59:41.314	1:51.864	78.9
3	17:01:31.253	1:49.939	80.1
4	17:03:23.047	1:51.794	81.0
5	17:05:15.349	1:52.302	79.3
6	17:07:07.792	1:52.443	79.8
7	17:08:59.498	1:51.706	79.0
8	17:10:51.185	1:51.687	79.9
9	17:12:41.742	1:50.557	79.8
10	17:14:32.755	1:51.013	78.7

(66) Duncan O'NEILL

1	16:57:53.163	1:58.316	73.2
2	16:59:48.952	1:55.789	72.3
3	17:01:44.238	1:55.286	71.6
4	17:03:38.714	1:54.476	72.1
5	17:05:33.826	1:55.112	71.3
6	17:07:28.487	1:54.661	71.1
7	17:09:27.394	1:58.907	71.7
8	17:11:24.509	1:57.115	71.2
9	17:13:19.368	1:54.859	71.4
10	17:15:14.610	1:55.242	71.7

(63) John KINMOND

1	16:57:34.234	1:44.068	98.4
2	16:59:14.008	1:39.774	97.7
3	17:00:51.061	1:37.053	98.4
4	17:02:27.609	1:36.548	97.8
5	17:04:04.324	1:36.715	97.5
6	17:05:48.070	1:43.746	96.6
7	17:07:30.919	1:42.849	77.8

Lap	Time of Day	Lap Tm	SFSpd
8	17:09:17.285	1:46.366	94.4

(62) Paul RANKIN

1	16:57:40.202	1:32.564	125.9
2	16:59:11.945	1:31.743	124.5
3	17:00:35.759	1:23.814	128.6
4	17:01:58.135	1:22.376	128.1
5	17:03:21.471	1:23.336	126.6
6	17:04:47.643	1:26.172	126.1
7	17:06:37.011	1:49.368	

(143) Neil MacKAY

1	16:58:22.979	2:28.638	
---	--------------	----------	--

Lap	Time of Day	Lap Tm	SFSpd
-----	-------------	--------	-------

Clerk of the Course

Orbits

Sig : Time :  
Chief Timekeeper : Ian Sharp (SMART Timing)

Results available at [www.smart-timing.co.uk](http://www.smart-timing.co.uk) and [www.speedhive.com](http://www.speedhive.com)

Printed: 18/05/2024 17:16:35

# DDMC Spring race meeting

# Lapchart

**NSSCC Classes A & E / Scottish Classics**

**Croft 2.125 miles**

**Race 7 - 1st Race**

**18/05/2024 16:20**

**Race (15:00 and 1 Laps) started at 16:55:45**



Competitors	Laps												
	0	1	2	3	4	5	6	7	8	9	10	11	12
Kirk ARMITAGE (191)	1	191	191	191	191	128	128	128	128	128	128	128	128
Justin COX (29)	2	29	12	128	128	191	191	191	191	191	191	191	191
Phill HOUSE (128)	3	128	128	12	12	12	62	62	12	12	12	12	12
Scott HUBEL (12)	4	12	3	3	3	62	12	12	62	65	65	65	65
Chris HUNTLY (3)	5	3	65	65	62	3	3	65	65	18	18	18	18
Ian TOWERS (65)	6	65	1	1	65	65	65	3	3	78	78	78	17
Alastair BAPTIE (1)	7	1	78	18	1	18	1	18	18	1	17	17	78
Andrew GRAHAM (78)	8	78	63	62	18	1	18	1	78	17	1	1	1
Keiron BAILLIE (7)	9	7	18	78	78	78	78	78	1	29	29	29	3
John KINMOND (63)	10	63	29	63	63	63	63	17	17	7	7	7	7
Adam KINMOND (64)	11	64	7	17	17	17	17	29	29	64	64	64	64
Barry EASTAUGH (51)	12	51	51	7	29	29	29	63	7	63	51	3	29
Philip RUSSELL (17)	13	17	17	29	7	7	7	7	63	51	3	51	51
Jonny GREENWOOD (58)	14	58	64	64	64	64	64	64	64	3	162	162	162
Stephen SADLER (311)	15	311	162	51	51	51	51	51	51	162	21	21	21
Paul GREEN (165)	16	165	62	162	162	162	162	162	162	21	165	165	165
Andrew KINMOND (162)	17	162	311	21	21	21	165	165	21	165	11	11	11
Jimmy CROW (21)	18	21	11	311	165	165	21	21	165	11	71	311	311
Iain MITCHELL (11)	19	11	21	165	311	311	311	11	11	71	311	23	23
Damien McKAY (18)	20	18	165	11	11	11	11	71	71	311	23	71	71
Paul BOWERS (71)	21	71	71	71	71	71	311	311	23	5	5	5	5
Michael LONGSTAFFE (5)	22	5	5	23	23	23	23	23	23	5	66	66	66
Neil MacKAY (143)	23	143	23	5	5	5	5	5	5	5	66	66	66
Sonny GRAY (23)	24	23	66	66	66	66	66	66	66	66	66	66	66
Duncan O'NEILL (66)	25	66	143										
Paul RANKIN (62)	26	62											
-	27												
-	28												
-	29												

**Clerk of the Course**

**Orbits**

**Sig :** **Time :**  
**Chief Timekeeper : Ian Sharp (SMART Timing)**  
**Results available at [www.smart-timing.co.uk](http://www.smart-timing.co.uk) and [www.speedhive.com](http://www.speedhive.com)**  
**Printed: 18/05/2024 17:17:05**





# DDMC Spring race meeting

Sorted on Laps

Scottish Hot Hatch Championship (ST & C1)

Croft 2.125 miles

Race 8 - 1st Race - AMENDED RESULT

18/05/2024 16:50

Race (15:00 Time) started at 17:25:33

Pos	No.	Name	Make/Model	CC	Class	Laps	Total Tm	Diff	Best Tm	In Lap	2nd Best
1	147	Gerry HENDRY	Ford Fiesta ST	2000	ST	8	15:45.191		1:41.262	2	1:41.305
2	21	Kieren PREEDY	Ford Fiesta ST	2000	ST	8	15:45.825	0.634	1:41.346	8	1:41.401
3	99	James DICKIE	Ford Fiesta ST	2000	STN	8	15:46.719	1.528	1:41.120	2	1:41.222
4	52	Dave COLVILLE	Ford Fiesta ST	2000	ST	8	15:46.985	1.794	1:41.290	8	1:42.604
5	68	Arran WARD	Ford Fiesta ST	2000	ST	8	15:48.374	3.183	1:41.772	3	1:42.063
6	95	Paul CURTIS	Ford Fiesta ST	2000	ST	8	15:50.833	5.642	1:42.684	2	1:42.732
7	35	Andrew MACKIE	Ford Fiesta ST	2000	ST	8	15:51.766	6.575	1:41.989	2	1:42.778
8	31	Broddy ORR	Ford Fiesta ST	2000	ST	8	15:48.693	3.502	1:41.441	8	1:41.647
9	7	Stuart MURRAY	Ford Fiesta ST	2000	STC	8	15:52.363	7.172	1:43.151	8	1:44.090
10	5	Lorn MURRAY	Ford Fiesta ST	2000	STC	8	15:53.394	8.203	1:43.776	8	1:44.159
11	14	Duncan STEELE	Ford Fiesta ST	2000	STC	8	15:53.505	8.314	1:43.389	8	1:44.637
12	83	Sophie KINGHORN	Ford Fiesta ST	2000	STCN	8	15:54.895	9.704	1:43.743	8	1:44.928
13	58	Kenneth LEES	Ford Fiesta ST	2000	STCN	8	15:56.984	11.793	1:44.731	8	1:45.170
14	17	Angus ROSS	Ford Fiesta ST	2000	STN	8	15:58.592	13.401	1:44.276	4	1:44.649
15	51	Murray SCOTT	Citroen C1	1000	C1N	8	16:14.523	29.332	1:55.158	8	1:55.161
16	24	Ayden WILSON	Citroen C1	1000	C1	8	16:15.457	30.266	1:55.262	3	1:55.333
17	70	Andrew DAVIDSON	Citroen C1	1000	C1	8	16:16.826	31.635	1:55.543	2	1:55.837
18	27	James HITCHEN	Citroen C1	1000	C1	8	16:18.215	33.024	1:55.483	3	1:56.661
19	999	Dan MARTIN	Citroen C1	1000	C1	8	16:18.540	33.349	1:55.415	3	1:57.019
20	598	Daniel KELL	Citroen C1	1000	Gue	8	16:18.958	33.767	1:55.610	3	1:56.731
21	117	Marc NISBET	Citroen C1	1000	C1	8	16:19.663	34.472	1:56.429	2	1:56.842
22	77	James McCracken	Citroen C1	1000	C1	8	16:20.340	35.149	1:56.026	2	1:56.811
23	19	Dale EDWARDS	Citroen C1	1000	C1N	8	16:21.126	35.935	1:56.933	2	1:57.214
24	54	Brayley SHORE	Citroen C1	1000	C1N	8	16:23.097	37.906	1:57.512	3	1:57.536
25	6	Kenneth DOCK	Citroen C1	1000	C1	8	16:24.908	39.717	1:58.242	2	1:58.305
26	61	Ian COCHRANE	Citroen C1	1000	C1	8	16:30.681	45.490	1:59.942	7	2:00.674
27	32	Daniel FORBES	Ford Fiesta ST	2000	STN	8	16:33.800	48.609	1:45.888	2	1:47.701
28	3	Stewart SCOTT	Ford Fiesta ST	2000	ST	7	15:59.192	1 Lap	1:44.061	7	1:44.724

### Not classified

DNF	30	Michael GORDON	Ford Fiesta ST	2000	STN	7	14:13.051	DNF	1:44.731	4	1:45.518
DNF	23	Lucy HALES-MAVER	Ford Fiesta ST	2000	ST	3	5:29.056	DNF	1:46.062	2	1:46.366

### Announcements

New Track Record (1:41.120) for SMRC Ford Fiesta ST (N) by James DICKIE.  
 New Track Record (1:55.158) for SMRC Citroen C1 Cup (N) by Murray SCOTT.  
 New Track Record (1:41.120) for SMRC Ford Fiesta ST by James DICKIE.  
 New Track Record (1:55.158) for SMRC Citroen C1 Cup by Murray SCOTT.  
 AMENDED RESULT - Car No.31 - 2 place penalty - Overtaking behind Safety Car

Margin of Victory	Avg. Speed	Best Lap Tm	Best Speed	Best Lap by
0.634	64.749	1:41.120	75.653	99 - James DICKIE

### Clerk of the Course

Sig : Time :  
 Chief Timekeeper : Ian Sharp (SMART Timing)  
 Results available at [www.smart-timing.co.uk](http://www.smart-timing.co.uk) and [www.speedhive.com](http://www.speedhive.com)

Printed: 18/05/2024 18:36:43



### Orbits







# DDMC Spring race meeting

## Scottish Hot Hatch Championship (ST & C1)

Croft 2.125 miles

### Race 8 - 1st Race

18/05/2024 16:50

### Race (15:00 Time) started at 17:25:33



Lap	Time of Day	Lap Tm	SFSpd
1	17:27:43.417	2:00.293	64.8
2	17:29:40.350	1:56.933	64.5
3	17:31:38.155	1:57.805	64.6
4	17:33:36.555	1:58.400	62.8
5	17:35:57.539	2:20.984	64.5
6	17:37:56.724	1:59.185	65.0
7	17:39:57.032	2:00.308	65.0
8	17:41:54.246	1:57.214	64.5

Lap	Time of Day	Lap Tm	SFSpd
1	17:27:43.417	2:00.293	64.8
2	17:29:40.350	1:56.933	64.5
3	17:31:38.155	1:57.805	64.6
4	17:33:36.555	1:58.400	62.8
5	17:35:57.539	2:20.984	64.5
6	17:37:56.724	1:59.185	65.0
7	17:39:57.032	2:00.308	65.0
8	17:41:54.246	1:57.214	64.5

Lap	Time of Day	Lap Tm	SFSpd
1	17:27:43.417	2:00.293	64.8
2	17:29:40.350	1:56.933	64.5
3	17:31:38.155	1:57.805	64.6
4	17:33:36.555	1:58.400	62.8
5	17:35:57.539	2:20.984	64.5
6	17:37:56.724	1:59.185	65.0
7	17:39:57.032	2:00.308	65.0
8	17:41:54.246	1:57.214	64.5

#### (54) Brayley SHORE

1	17:27:43.659	2:01.294	65.7
2	17:29:41.195	1:57.536	65.7
3	17:31:38.707	1:57.512	65.7
4	17:33:37.609	1:58.902	64.7
5	17:35:58.966	2:21.357	65.1
6	17:37:58.298	1:59.332	65.9
7	17:39:57.834	1:59.536	66.2
8	17:41:56.217	1:58.383	65.3

#### (6) Kenneth DOCK

1	17:27:44.324	2:01.554	65.0
2	17:29:42.566	1:58.242	65.1
3	17:31:40.871	1:58.305	64.4
4	17:33:40.549	1:59.678	64.5
5	17:35:59.696	2:19.147	64.7
6	17:38:00.323	2:00.627	64.9
7	17:39:59.474	1:59.151	65.2
8	17:41:58.028	1:58.554	64.5

#### (61) Ian COCHRANE

1	17:27:45.240	2:01.130	63.6
2	17:29:45.914	2:00.674	63.7
3	17:31:46.653	2:00.739	63.1
4	17:33:48.333	2:01.680	62.3
5	17:36:01.138	2:12.805	63.5
6	17:38:02.779	2:01.641	64.0
7	17:40:02.721	1:59.942	64.2
8	17:42:03.801	2:01.080	63.1

#### (32) Daniel FORBES

1	17:27:33.599	1:54.554	78.2
2	17:29:19.487	1:45.888	78.0
3	17:31:08.978	1:49.491	77.7
4	17:32:56.679	1:47.701	76.8
5	17:35:02.057	2:05.378	66.8
6	17:37:35.020	2:32.963	49.5
7	17:39:50.884	2:15.864	76.8
8	17:42:06.920	2:16.036	73.2

#### (3) Stewart SCOTT

1	17:27:28.450	1:50.169	79.8
2	17:29:13.174	1:44.724	79.8
3	17:30:58.207	1:45.033	79.3
4	17:34:43.773	3:45.566	
5	17:37:31.938	2:48.165	35.8
6	17:39:48.251	2:16.313	80.6
7	17:41:32.312	1:44.061	79.4

#### (30) Michael GORDON

1	17:27:31.237	1:51.725	80.0
2	17:29:16.755	1:45.518	78.5
3	17:31:02.655	1:45.900	79.1
4	17:32:47.386	1:44.731	78.5
5	17:34:46.446	1:59.060	74.0
6	17:37:30.465	2:44.019	33.1
7	17:39:46.171	2:15.706	79.6

#### (23) Lucy HALES-MAVER

1	17:27:29.748	1:50.640	80.0
2	17:29:15.810	1:46.062	79.7
3	17:31:02.176	1:46.366	79.2

#### Clerk of the Course

Orbits

Sig : Time :  
 Chief Timekeeper : Ian Sharp (SMART Timing)  
 Results available at [www.smart-timing.co.uk](http://www.smart-timing.co.uk) and [www.speedhive.com](http://www.speedhive.com)



# RACE WITH RESPECT



# DDMC Spring race meeting

## Lapchart

Scottish Hot Hatch Championship (ST & C1)

Croft 2.125 miles

Race 8 - 1st Race

18/05/2024 16:50

Race (15:00 Time) started at 17:25:33



Competitors	Laps									
	0	1	2	3	4	5	6	7	8	
Kieren PREEDY (21)	1	21	147	147	147	147	147	147	147	147
Gerry HENDRY (147)	2	147	21	21	21	21	21	21	21	21
Dave COLVILLE (52)	3	52	35	35	35	99	99	99	99	99
Andrew MACKIE (35)	4	35	52	99	99	52	52	52	52	52
Arran WARD (68)	5	68	68	52	52	68	68	68	68	68
Paul CURTIS (95)	6	95	99	68	68	35	35	35	31	31
James DICKIE (99)	7	99	95	95	95	31	31	31	35	95
Sophie KINGHORN (83)	8	83	31	31	31	95	95	95	95	35
Duncan STEELE (14)	9	14	7	7	7	7	7	7	7	7
Stuart MURRAY (7)	10	7	5	5	5	5	5	5	5	5
Lorn MURRAY (5)	11	5	3	3	3	14	14	14	14	14
Kenneth LEES (58)	12	58	14	14	83	83	83	83	83	83
Stewart SCOTT (3)	13	3	83	83	14	58	58	58	58	58
Angus ROSS (17)	14	17	23	23	58	30	30	30	30	17
Daniel FORBES (32)	15	32	58	58	23	17	17	17	17	51
Lucy HALES-MAVER (23)	16	23	30	30	30	32	32	32	32	24
Michael GORDON (30)	17	30	32	32	17	51	51	51	51	70
Broddy ORR (31)	18	31	17	17	32	24	24	24	24	27
Dan MARTIN (999)	19	999	51	51	51	70	70	70	70	999
Ayden WILSON (24)	20	24	24	24	24	27	27	27	27	598
Murray SCOTT (51)	21	51	70	70	70	999	999	999	999	117
Andrew DAVIDSON (70)	22	70	999	27	27	598	598	598	598	77
James HITCHEN (27)	23	27	27	999	999	117	117	117	117	19
Daniel KELL (598)	24	598	598	598	598	77	77	77	77	54
James McCracken (77)	25	77	117	117	117	19	19	19	19	6
Marc NISBET (117)	26	117	77	77	77	54	54	54	54	61
Brayley SHORE (54)	27	54	19	19	19	6	6	6	6	32
Kenneth DOCK (6)	28	6	54	54	54	61	61	61	61	
Dale EDWARDS (19)	29	19	6	6	6	3	3	3	3	
Ian COCHRANE (61)	30	61	61	61	61					

Clerk of the Course

Orbits

Sig : Time :  
 Chief Timekeeper : Ian Sharp (SMART Timing)  
 Results available at [www.smart-timing.co.uk](http://www.smart-timing.co.uk) and [www.speedhive.com](http://www.speedhive.com)  
 Printed: 18/05/2024 18:16:52



motor sport UK

RACE WITH RESPECT



# DDMC Spring race meeting


Scottish Hot Hatch Championship (ST & C1)

Croft 2.125 miles

Race 16 - 2nd Race - AMENDED GRID

19/05/2024 15:20

Race (15:00 Time)



Top 8 C1's from Race 1 reversed / Car 31 moved

POLE POSITION

<b>2</b> 21 Kieren PREEDY	<b>1</b> 147 Gerry HENDRY	<b>1</b>
<b>4</b> 52 Dave COLVILLE	<b>3</b> 99 James DICKIE	<b>2</b>
<b>6</b> 95 Paul CURTIS	<b>5</b> 68 Arran WARD	<b>3</b>
<b>8</b> 31 Broddy ORR	<b>7</b> 35 Andrew MACKIE	<b>4</b>
<b>10</b> 5 Lorn MURRAY	<b>9</b> 7 Stuart MURRAY	<b>5</b>
<b>12</b> 83 Sophie KINGHORN	<b>11</b> 14 Duncan STEELE	<b>6</b>
<b>14</b> 17 Angus ROSS	<b>13</b> 58 Kenneth LEES	<b>7</b>
<b>16</b> 3 Stewart SCOTT	<b>15</b> 32 Daniel FORBES	<b>8</b>
<b>18</b> 23 Lucy HALES-MAVER	<b>17</b> 30 Michael GORDON	<b>9</b>
<b>20</b>	<b>19</b>	<b>10</b>

Clerk of the Course Orbits

Sig : Time :  
Chief Timekeeper : Ian Sharp (SMART Timing)  
Results available at [www.smart-timing.co.uk](http://www.smart-timing.co.uk) and [www.speedhive.com](http://www.speedhive.com)  
Printed: 18/05/2024 18:31:04





# DDMC Spring race meeting

Scottish Hot Hatch Championship (ST & C1)

Croft 2.125 miles

Race 16 - 2nd Race - AMENDED GRID

19/05/2024 15:20

Race (15:00 Time)



22

117 Marc NISBET

21

77 James McCRACKEN

11

24

999 Dan MARTIN

23

598 Daniel KELL

12

26

70 Andrew DAVIDSON

25

27 James HITCHEN

13

28

51 Murray SCOTT

27

24 Ayden WILSON

14

30

54 Brayley SHORE

29

19 Dale EDWARDS

15

32

61 Ian COCHRANE

31

6 Kenneth DOCK

16

Clerk of the Course

Orbits

Sig : Time :

Chief Timekeeper : Ian Sharp (SMART Timing)

Results available at [www.smart-timing.co.uk](http://www.smart-timing.co.uk) and [www.speedhive.com](http://www.speedhive.com)

Printed: 18/05/2024 18:31:04



RACE WITH RESPECT



# DDMC Spring race meeting

Sorted on Laps

Scottish Legends Championship

Croft 2.125 miles

Race 9 - Final A

18/05/2024 17:15

Race (8 Laps) started at 17:50:58

Pos	No.	Name	Make/Model	CC	Class	Laps	Total Tm	Diff	Best Tm	In Lap	2nd Best
1	14	Daniel CLARK	Legend Coupe	890	L	8	17:19.059		1:34.907	7	1:36.601
2	52	Stewart BLACK	Legend Coupe	1250	L	8	17:19.313	0.254	1:35.906	7	1:36.390
3	24	Matthew PAPE	Legend Coupe	1250	L	8	17:19.837	0.778	1:35.552	7	1:35.667
4	95	Maxim POPELYUSHKO	Legend Coupe	850	L	8	17:21.590	2.531	1:36.750	8	1:37.583
5	10	Ross HODGSON	Legend Coupe	1300	L R	8	17:23.243	4.184	1:36.561	8	1:36.792
6	26	Scott HYNDS	Legend Coupe	1250	L	8	17:24.358	5.299	1:37.806	8	1:38.508
7	77	Michael WEDDELL	Legend Coupe	1250	L R	8	17:24.469	5.410	1:36.665	8	1:36.773
8	35	Neil SHENTON	Legend Coupe	1250	L	8	17:27.674	8.615	1:38.864	7	1:39.140
9	8	Nick BRIDGEMAN	Legend Coupe	1250	L T	8	17:27.730	8.671	1:37.391	8	1:37.806
10	43	Jonty NORMAN	Legend Sedan	1250	L	8	17:30.988	11.929	1:37.594	2	1:40.955
11	282	Grant DAVISON	Legend Coupe	890	L	8	17:31.449	12.390	1:38.281	8	1:39.111
12	28	David ALLAN	Legend Coupe	890	L	8	17:31.813	12.754	1:38.419	8	1:38.957
13	55	Stuart McANDREW	Legend Coupe	1250	L	8	17:33.564	14.505	1:40.101	7	1:40.980
14	17	Billy WAIT	Legend Coupe	1250	L	8	17:33.711	14.652	1:39.972	7	1:42.088
15	16	Chris LAPIT	Legend Sedan	1250	L	8	17:34.783	15.724	1:40.457	8	1:40.988
16	127	Phil ROWLANDS	Legend Coupe	1250	L R	8	17:35.527	16.468	1:38.652	7	1:40.241
17	15	Elby CLARK	Legend Coupe	890	L	8	17:35.789	16.730	1:38.623	7	1:40.299
18	333	William READ	Legend Coupe	890	L	8	17:36.599	17.540	1:38.554	7	1:39.982
19	9	Colin ATKINSON	Legend Coupe	899	L	8	17:39.800	20.741	1:38.361	7	1:40.354
20	53	Stuart ROBERTSON	Legend Coupe	850	L	8	17:50.165	31.106	1:45.617	8	1:45.684
21	78	David HEADEN	Legend Sedan	1250	L R	8	17:50.848	31.789	1:43.715	7	1:45.900
22	6	Gary ATKINSON	Legend Sedan-Van	899	L R	8	17:51.170	32.111	1:43.247	7	1:45.833

### Not classified

DNF	66	Alastair CALDERWOOD	Legend Sedan	1250	L	6	14:55.362	DNF	1:56.390	2	1:58.667
DNF	27	Grant HUNTER	Legend Coupe	890	L R	2	3:23.569	DNF	1:39.783	2	1:43.009
DNF	85	Mark BEATY	Legend Coupe	1250	L	2	3:25.413	DNF	1:38.173	2	1:45.132

Margin of Victory	Avg. Speed	Best Lap Tm	Best Speed	Best Lap by
0.254	58.899	1:34.907	80.605	14 - Daniel CLARK

Clerk of the Course

Orbits

Sig : Time :  
 Chief Timekeeper : Ian Sharp (SMART Timing)  
 Results available at [www.smart-timing.co.uk](http://www.smart-timing.co.uk) and [www.speedhive.com](http://www.speedhive.com)



Printed: 18/05/2024 18:10:54





# DDMC Spring race meeting

## Scottish Legends Championship

Croft 2.125 miles

### Race 9 - Final A

18/05/2024 17:15

### Race (8 Laps) started at 17:50:58



Lap	Time of Day	Lap Tm	SFSpd
1	17:53:00.501	1:58.667	83.8
2	17:54:56.891	1:56.390	83.1
3	17:57:01.838	2:04.947	79.7
4	18:00:01.500	2:59.662	14.8
5	18:03:06.147	3:04.647	37.2
6	18:05:53.861	2:47.714	

Lap	Time of Day	Lap Tm	SFSpd
-----	-------------	--------	-------

Lap	Time of Day	Lap Tm	SFSpd
-----	-------------	--------	-------

(27) Grant HUNTER

1	17:52:42.285	1:43.009	92.3
2	17:54:22.068	1:39.783	89.8

(85) Mark BEATY

1	17:52:45.739	1:45.132	90.1
2	17:54:23.912	1:38.173	89.6

Clerk of the Course Orbits

Sig : Time :  
 Chief Timekeeper : Ian Sharp (SMART Timing)  
 Results available at [www.smart-timing.co.uk](http://www.smart-timing.co.uk) and [www.speedhive.com](http://www.speedhive.com)  
 Printed: 18/05/2024 18:11:25





# DDMC Spring race meeting

# Lapchart

Scottish Legends Championship

Croft 2.125 miles

Race 9 - Final A

18/05/2024 17:15

Race (8 Laps) started at 17:50:58



Competitors	Laps									
	0	1	2	3	4	5	6	7	8	
Stuart McANDREW (55)	1	55	95	95	95	95	95	95	52	14
Maxim POPELYUSHKO (95)	2	95	17	43	52	52	52	52	14	52
Chris LAPIT (16)	3	16	43	52	43	43	43	43	24	24
Billy WAIT (17)	4	17	27	14	14	14	14	14	95	95
Grant HUNTER (27)	5	27	35	27	26	26	26	26	26	10
Neil SHENTON (35)	6	35	55	26	24	24	24	24	10	26
Jonty NORMAN (43)	7	43	26	85	35	35	35	35	77	77
Elby CLARK (15)	8	15	14	35	10	10	10	10	35	35
David ALLAN (28)	9	28	52	24	9	9	9	9	9	8
William READ (333)	10	333	9	17	77	77	77	77	43	43
Scott HYNDS (26)	11	26	16	9	17	17	17	17	8	282
Colin ATKINSON (9)	12	9	85	55	55	55	55	55	17	28
Mark BEATY (85)	13	85	24	10	8	8	8	8	55	55
Matthew PAPE (24)	14	24	15	77	16	16	16	16	282	17
Daniel CLARK (14)	15	14	10	16	282	282	282	282	28	16
Stewart BLACK (52)	16	52	77	8	28	28	28	28	16	127
Nick BRIDGEMAN (8)	17	8	28	15	127	127	127	127	127	15
David HEADEN (78)	18	78	8	28	15	15	15	15	15	333
Alastair CALDERWOOD (66)	19	66	282	282	333	333	333	333	333	9
Stuart ROBERTSON (53)	20	53	333	333	53	53	53	53	53	53
Phil ROWLANDS (127)	21	127	78	127	78	78	78	78	78	78
Gary ATKINSON (6)	22	6	127	53	6	6	6	6	6	6
Michael WEDDELL (77)	23	77	53	78	66	66	66	66		
Grant DAVISON (282)	24	282	66	6						
Ross HODGSON (10)	25	10	6	66						

Clerk of the Course

Orbits

Sig : Time :  
 Chief Timekeeper : Ian Sharp (SMART Timing)  
 Results available at [www.smart-timing.co.uk](http://www.smart-timing.co.uk) and [www.speedhive.com](http://www.speedhive.com)



motor sport UK

RACE WITH RESPECT







# DDMC Spring race meeting

Sorted on best lap time

Scottish Legends Championship

Croft 2.125 miles

Familiarisation - Q10

19/05/2024 12:00

Practice (10:00 Time) started at 12:05:00

Pos	No.	Name	Make/Model	CC	Class	Laps	Best Tm	Diff	Best Speed	2nd Best
1	10	Ross HODGSON	Legend Coupe	1300	L R	5	1:34.641		80.832	1:35.538
2	52	Stewart BLACK	Legend Coupe	1250	L	5	1:35.315	0.674	80.260	1:35.769
3	8	Nick BRIDGEMAN	Legend Coupe	1250	L T	4	1:35.690	1.049	79.946	1:36.361
4	24	Matthew PAPE	Legend Coupe	1250	L	7	1:35.818	1.177	79.839	1:35.833
5	77	Michael WEDDELL	Legend Coupe	1250	L R	4	1:36.758	2.117	79.063	1:37.893
6	27	Grant HUNTER	Legend Coupe	890	L R	5	1:36.867	2.226	78.974	1:38.040
7	333	William READ	Legend Coupe	890	L	6	1:37.119	2.478	78.769	1:37.233
8	9	Colin ATKINSON	Legend Coupe	899	L	6	1:37.281	2.640	78.638	1:38.095
9	95	Maxim POPELYUSHKO	Legend Coupe	850	L	4	1:37.430	2.789	78.518	1:38.150
10	26	Scott HYNDS	Legend Coupe	1250	L	6	1:37.798	3.157	78.222	1:37.871
11	43	Jonty NORMAN	Legend Sedan	1250	L	4	1:37.964	3.323	78.090	1:39.265
12	14	Daniel CLARK	Legend Coupe	890	L	4	1:37.979	3.338	78.078	1:42.979
13	15	Elby CLARK	Legend Coupe	890	L	4	1:38.228	3.587	77.880	1:43.364
14	35	Neil SHENTON	Legend Coupe	1250	L	6	1:38.309	3.668	77.816	1:39.083
15	282	Grant DAVISON	Legend Coupe	890	L	6	1:38.374	3.733	77.764	1:38.775
16	28	David ALLAN	Legend Coupe	890	L	6	1:39.163	4.522	77.146	1:39.224
17	17	Billy WAIT	Legend Coupe	1250	L	6	1:40.483	5.842	76.132	1:41.242
18	55	Stuart McANDREW	Legend Coupe	1250	L	5	1:40.542	5.901	76.088	1:40.605
19	6	Gary ATKINSON	Legend Sedan-Van	899	L R	6	1:40.562	5.921	76.072	1:40.853
20	16	Chris LAPIT	Legend Sedan	1250	L	6	1:40.797	6.156	75.895	1:41.155
21	78	David HEADEN	Legend Sedan	1250	L R	6	1:42.955	8.314	74.304	1:43.070
22	127	Phil ROWLANDS	Legend Coupe	1250	L R	3	1:43.344	8.703	74.025	1:43.847
23	53	Stuart ROBERTSON	Legend Coupe	850	L	3	1:45.793	11.152	72.311	1:46.943
24	66	Alastair CALDERWOOD	Legend Sedan	1250	L	6	1:53.512	18.871	67.394	1:54.329

Clerk of the Course

Orbits

Sig : Time :  
Chief Timekeeper : Ian Sharp (SMART Timing)  
Results available at [www.smart-timing.co.uk](http://www.smart-timing.co.uk) and [www.speedhive.com](http://www.speedhive.com)



Printed: 19/05/2024 12:18:23



# DDMC Spring race meeting

## Scottish Legends Championship

### Familiarisation - Q10

Practice (10:00 Time) started at 12:05:00

Croft 2.125 miles

19/05/2024 12:00



Lap	Time of Day	Lap Tm	SFSpd
<b>(10) Ross HODGSON</b>			
1	12:06:57.002		88.8
2	12:08:33.618	<b>1:36.616</b>	88.8
3	12:10:09.156	<b>1:35.538</b>	88.4
4	12:11:43.797	<b>1:34.641</b>	<b>88.9</b>
5	12:13:21.904	<b>1:38.107</b>	49.8

<b>(52) Stewart BLACK</b>			
1	12:07:07.145		<b>92.6</b>
2	12:08:45.194	<b>1:38.049</b>	92.2
3	12:10:22.025	<b>1:36.831</b>	91.6
4	12:11:57.794	<b>1:35.769</b>	90.0
5	12:13:33.109	<b>1:35.315</b>	89.6

<b>(8) Nick BRIDGEMAN</b>			
1	12:06:45.400		<b>90.0</b>
2	12:08:22.081	<b>1:36.681</b>	89.7
3	12:09:58.442	<b>1:36.361</b>	89.1
4	12:11:34.132	<b>1:35.690</b>	89.0

<b>(24) Matthew PAPE</b>			
1	12:06:44.855		<b>88.0</b>
2	12:08:21.084	<b>1:36.229</b>	88.0
3	12:09:57.551	<b>1:36.467</b>	87.5
4	12:11:33.369	<b>1:35.818</b>	87.3
5	12:13:09.330	<b>1:35.961</b>	87.0
6	12:14:46.057	<b>1:36.727</b>	86.7
7	12:16:21.890	<b>1:35.833</b>	87.4

<b>(77) Michael WEDDELL</b>			
1	12:07:05.118		<b>89.4</b>
2	12:08:44.097	<b>1:38.979</b>	88.6
3	12:10:20.855	<b>1:36.758</b>	87.8
4	12:11:58.748	<b>1:37.893</b>	81.5

<b>(27) Grant HUNTER</b>			
1	12:07:11.789		90.3
2	12:08:50.403	<b>1:38.614</b>	91.3
3	12:10:27.270	<b>1:36.867</b>	91.1
4	12:12:06.150	<b>1:38.880</b>	<b>91.7</b>
5	12:13:44.190	<b>1:38.040</b>	90.0

<b>(333) William READ</b>			
1	12:06:49.816		89.7
2	12:08:28.245	<b>1:38.429</b>	<b>90.3</b>
3	12:10:05.478	<b>1:37.233</b>	89.8
4	12:11:42.597	<b>1:37.119</b>	90.3
5	12:13:23.821	<b>1:41.224</b>	89.2
6	12:15:02.581	<b>1:38.760</b>	88.8

<b>(9) Colin ATKINSON</b>			
1	12:07:12.103		90.6
2	12:08:51.783	<b>1:39.680</b>	<b>92.2</b>
3	12:10:29.064	<b>1:37.281</b>	89.7
4	12:12:07.993	<b>1:38.929</b>	89.7
5	12:13:46.459	<b>1:38.466</b>	90.0
6	12:15:24.554	<b>1:38.095</b>	91.1

<b>(95) Maxim POPELYUSHKO</b>			
1	12:06:47.682		88.9
2	12:08:25.112	<b>1:37.430</b>	<b>89.1</b>
3	12:10:03.339	<b>1:38.227</b>	88.5
4	12:11:41.489	<b>1:38.150</b>	87.4

<b>(26) Scott HYNDS</b>			
1	12:06:56.683		89.6
2	12:08:34.742	<b>1:38.059</b>	<b>90.6</b>
3	12:10:12.682	<b>1:37.940</b>	88.9
4	12:12:03.528	<b>1:50.846</b>	88.6
5	12:13:41.399	<b>1:37.871</b>	89.5
6	12:15:19.197	<b>1:37.798</b>	89.7

<b>(43) Jonty NORMAN</b>			

Lap	Time of Day	Lap Tm	SFSpd
1	12:07:04.550		<b>90.0</b>
2	12:08:45.164	<b>1:40.614</b>	89.5
3	12:10:23.128	<b>1:37.964</b>	89.0
4	12:12:02.393	<b>1:39.265</b>	88.3

<b>(14) Daniel CLARK</b>			
1	12:07:16.069		92.3
2	12:08:59.395	<b>1:43.326</b>	<b>92.8</b>
3	12:10:42.374	<b>1:42.979</b>	90.0
4	12:12:20.353	<b>1:37.979</b>	91.3

<b>(15) Elby CLARK</b>			
1	12:07:15.677		90.3
2	12:08:59.041	<b>1:43.364</b>	91.6
3	12:10:42.819	<b>1:43.778</b>	90.4
4	12:12:21.047	<b>1:38.228</b>	<b>91.9</b>

<b>(35) Neil SHENTON</b>			
1	12:07:17.878		88.0
2	12:09:01.494	<b>1:43.616</b>	<b>89.0</b>
3	12:10:44.151	<b>1:42.657</b>	86.3
4	12:12:22.460	<b>1:38.309</b>	87.7
5	12:14:01.543	<b>1:39.083</b>	88.8
6	12:15:51.280	<b>1:49.737</b>	75.2

<b>(282) Grant DAVISON</b>			
1	12:07:04.040		<b>91.7</b>
2	12:08:43.278	<b>1:39.238</b>	91.2
3	12:10:21.652	<b>1:38.374</b>	90.6
4	12:12:00.427	<b>1:38.775</b>	90.8
5	12:13:39.489	<b>1:39.062</b>	90.3
6	12:15:18.590	<b>1:39.101</b>	90.9

<b>(28) David ALLAN</b>			
1	12:07:06.672		<b>92.1</b>
2	12:08:47.178	<b>1:40.506</b>	90.2
3	12:10:26.491	<b>1:39.313</b>	88.9
4	12:12:05.751	<b>1:39.260</b>	90.1
5	12:13:44.975	<b>1:39.224</b>	89.7
6	12:15:24.138	<b>1:39.163</b>	89.5

<b>(17) Billy WAIT</b>			
1	12:07:12.758		<b>89.4</b>
2	12:08:55.455	<b>1:42.697</b>	86.8
3	12:10:35.938	<b>1:40.483</b>	87.7
4	12:12:17.180	<b>1:41.242</b>	86.8
5	12:14:01.271	<b>1:44.091</b>	88.8
6	12:15:43.893	<b>1:42.622</b>	83.6

<b>(55) Stuart McANDREW</b>			
1	12:07:04.032		88.0
2	12:08:49.496	<b>1:45.464</b>	<b>90.1</b>
3	12:10:30.038	<b>1:40.542</b>	89.1
4	12:12:10.743	<b>1:40.705</b>	87.8
5	12:13:51.348	<b>1:40.605</b>	87.6

<b>(6) Gary ATKINSON</b>			
1	12:07:21.418		<b>88.1</b>
2	12:09:09.246	<b>1:47.828</b>	88.0
3	12:10:52.192	<b>1:42.946</b>	87.0
4	12:12:33.279	<b>1:41.087</b>	87.5
5	12:14:14.132	<b>1:40.853</b>	87.8
6	12:15:54.694	<b>1:40.562</b>	86.5

<b>(16) Chris LAPIT</b>			
1	12:06:59.851		<b>88.0</b>
2	12:08:41.771	<b>1:41.920</b>	87.4
3	12:10:24.033	<b>1:42.262</b>	87.6
4	12:12:04.830	<b>1:40.797</b>	87.0
5	12:13:45.985	<b>1:41.155</b>	87.2
6	12:15:27.711	<b>1:41.726</b>	66.1

<b>(78) David HEADEN</b>			
1	12:07:06.651		<b>87.4</b>

Clerk of the Course

Sig : Time :  
Chief Timekeeper : Ian Sharp (SMART Timing)  
Results available at [www.smart-timing.co.uk](http://www.smart-timing.co.uk) and [www.speedhive.com](http://www.speedhive.com)

Printed: 19/05/2024 12:19:01

Orbits



## DDMC Spring race meeting

Sorted on Laps

NSSCC Classes B, C, D & M

Croft 2.125 miles

Race 10 - 1st Race

19/05/2024 12:25

Race (15:00 and 1 Laps) started at 12:25:53

Pos	No.	Name	Make/Model	CC	Class	Laps	Total Tm	Diff	Best Tm	In Lap	2nd Best
1	78	Alex PRENTICE	VW Golf	1984T	B	11	17:52.927		1:35.119	7	1:35.181
2	89	Daniel KELL	Ford Sierra XR4x4	1993T	B	11	17:54.115	1.188	1:34.741	5	1:35.154
3	1	Stephen REECE	Lotus Elise S2 111R	1800	C	11	18:13.520	20.593	1:35.576	5	1:36.394
4	96	Gareth WOOD	Honda Civic Type R	2000	C	11	18:16.958	24.031	1:37.740	11	1:37.851
5	57	Phil JORDAN	Honda Civic Type R	2000	C	11	18:17.376	24.449	1:37.318	8	1:37.336
6	312	David TODD	Subaru Impreza	1998T	B	11	18:37.307	44.380	1:38.592	6	1:39.308
7	39	Simon SHERIDAN	Honda Civic	1598	D	11	18:44.024	51.097	1:39.977	3	1:40.130
8	88	Martin WHITEHOUSE	Honda Civic Type R	2000	C	11	18:44.498	51.571	1:40.154	4	1:40.179
9	101	Stewart MIDDLETON	Honda Civic Type R	1996	C	11	18:50.922	57.995	1:40.021	8	1:40.261
10	33	Simon BAKER	Ford Fiesta XR2	1600	D	11	18:55.763	1:02.836	1:40.399	5	1:40.652
11	11	Madeline HUBEL	Peugeot 206	2000	C	11	18:56.125	1:03.198	1:39.195	8	1:39.957
12	47	Stephen CRAGGS	Mazda MX5	1600	M	11	18:56.553	1:03.626	1:41.028	8	1:41.508
13	291	Mary BARNARD	Mazda MX5	1600	M	11	19:00.829	1:07.902	1:41.046	8	1:41.341
14	13	James McCANN	Mazda MX5	1600	M	11	19:08.060	1:15.133	1:41.036	9	1:41.263
15	146	Nicola FAVOT	Mazda MX5	1600	M	11	19:19.294	1:26.367	1:42.233	6	1:42.667
16	196	Sam MOODY	Mazda MX5	1600	M	11	19:19.726	1:26.799	1:42.493	10	1:42.820
17	53	Stephen REED	Mazda MX5	1600	M	11	19:21.067	1:28.140	1:42.861	10	1:43.290
18	90	Andrew ROBINSON	Mazda MX5	1600	M	11	19:21.559	1:28.632	1:42.551	11	1:43.050
19	129	Paul BARNARD	Mazda MX5	1600	M	10	18:03.380	1 Lap	1:45.106	7	1:45.238
20	10	Paul LIGHTBURN	Mazda MX5	1600	M	10	18:42.878	1 Lap	1:48.002	5	1:48.511

### Not classified

DNF	14	Stevie McNAB	Honda Civic Type R	2400	B	8	12:53.604	DNF	1:34.436	5	1:34.633
DNF	72	Andrew BLYTHE	Porsche 924T	1998	B	8	14:08.687	DNF	1:42.421	4	1:42.466
DNF	5	Antonie HOYLE	Toyota MR2	1800	C	7	12:49.414	DNF	1:46.274	7	1:46.353
DNF	28	Scott TOLLAN	Ford Escort Cosworth	1998T	B	5	8:03.062	DNF	1:33.839	5	1:34.699

Margin of Victory	Avg. Speed	Best Lap Tm	Best Speed	Best Lap by
1.188	78.430	1:33.839	81.523	28 - Scott TOLLAN

### Clerk of the Course

Sig : Time :  
Chief Timekeeper : Ian Sharp (SMART Timing)

Results available at [www.smart-timing.co.uk](http://www.smart-timing.co.uk) and [www.speedhive.com](http://www.speedhive.com)

Printed: 19/05/2024 12:47:12



motor  
sport  
UK

RACE  
WITH  
RESPECT

### Orbits



## DDMC Spring race meeting

NSSCC Classes B, C, D & M

Croft 2.125 miles

Race 10 - 1st Race

19/05/2024 12:25

Race (15:00 and 1 Laps) started at 12:25:53

Lap	Time of Day	Lap Tm	SFSpd
<b>(90) Andrew ROBINSON</b>			
1	12:27:53.705	<b>1:54.020</b>	74.9
2	12:29:38.947	<b>1:45.242</b>	71.6
3	12:31:23.323	<b>1:44.376</b>	76.6
4	12:33:06.551	<b>1:43.228</b>	75.6
5	12:34:49.615	<b>1:43.064</b>	74.6
6	12:36:32.665	<b>1:43.050</b>	75.5
7	12:38:16.775	<b>1:44.110</b>	74.8
8	12:40:03.772	<b>1:46.997</b>	74.1
9	12:41:49.159	<b>1:45.387</b>	75.9
10	12:43:32.296	<b>1:43.137</b>	74.7
11	12:45:14.847	<b>1:42.551</b>	76.8

<b>(129) Paul BARNARD</b>			
1	12:27:55.696	<b>1:55.101</b>	74.9
2	12:29:41.096	<b>1:45.400</b>	74.6
3	12:31:27.350	<b>1:46.254</b>	74.2
4	12:33:12.588	<b>1:45.238</b>	74.6
5	12:34:58.397	<b>1:45.809</b>	73.6
6	12:36:44.011	<b>1:45.614</b>	73.0
7	12:38:29.117	<b>1:45.106</b>	74.6
8	12:40:14.648	<b>1:45.531</b>	74.6
9	12:42:06.459	<b>1:51.811</b>	73.7
10	12:43:56.668	<b>1:50.209</b>	62.2

<b>(10) Paul LIGHTBURN</b>			
1	12:27:56.362	<b>1:55.842</b>	75.3
2	12:29:47.781	<b>1:51.419</b>	73.9
3	12:31:37.791	<b>1:50.010</b>	63.9
4	12:33:26.968	<b>1:49.177</b>	73.7
5	12:35:14.970	<b>1:48.002</b>	74.1
6	12:37:03.481	<b>1:48.511</b>	74.1
7	12:38:55.593	<b>1:52.112</b>	74.3
8	12:40:49.461	<b>1:53.868</b>	74.7
9	12:42:42.978	<b>1:53.517</b>	73.6
10	12:44:36.166	<b>1:53.188</b>	74.7

<b>(14) Stevie McNAB</b>			
1	12:27:36.670	<b>1:40.782</b>	92.7
2	12:29:13.054	<b>1:36.384</b>	91.2
3	12:30:49.292	<b>1:36.238</b>	90.8
4	12:32:23.925	<b>1:34.633</b>	91.9
5	12:33:58.361	<b>1:34.436</b>	92.2
6	12:35:34.122	<b>1:35.761</b>	92.3
7	12:37:09.970	<b>1:35.848</b>	92.7
8	12:38:46.892	<b>1:36.922</b>	92.2

<b>(72) Andrew BLYTHE</b>			
1	12:27:53.700	<b>1:53.311</b>	87.4
2	12:29:37.270	<b>1:43.570</b>	85.1
3	12:31:19.736	<b>1:42.466</b>	86.1
4	12:33:02.157	<b>1:42.421</b>	84.2
5	12:34:44.982	<b>1:42.825</b>	83.9
6	12:36:29.955	<b>1:44.973</b>	82.6
7	12:38:15.064	<b>1:45.109</b>	82.3
8	12:40:01.975	<b>1:46.911</b>	82.7

<b>(5) Antonie HOYLE</b>			
1	12:27:57.011	<b>1:55.905</b>	79.4
2	12:29:45.621	<b>1:48.610</b>	80.6
3	12:31:33.586	<b>1:47.965</b>	79.8
4	12:33:23.119	<b>1:49.533</b>	74.4
5	12:35:09.472	<b>1:46.353</b>	80.8
6	12:36:56.428	<b>1:46.956</b>	82.2
7	12:38:42.702	<b>1:46.274</b>	80.7

<b>(28) Scott TOLLAN</b>			
1	12:27:35.427	<b>1:39.393</b>	102.3
2	12:29:12.110	<b>1:36.683</b>	101.7
3	12:30:47.812	<b>1:35.702</b>	102.0
4	12:32:22.511	<b>1:34.699</b>	102.9
5	12:33:56.350	<b>1:33.839</b>	102.9

Clerk of the Course

Orbits

Sig : Time :  
Chief Timekeeper : Ian Sharp (SMART Timing)  
Results available at [www.smart-timing.co.uk](http://www.smart-timing.co.uk) and [www.speedhive.com](http://www.speedhive.com)

# DDMC Spring race meeting

## Lapchart

NSSCC Classes B, C, D & M

Croft 2.125 miles

Race 10 - 1st Race

19/05/2024 12:25

Race (15:00 and 1 Laps) started at 12:25:53



Competitors	Laps											
	0	1	2	3	4	5	6	7	8	9	10	11
Daniel KELL (89)	1	89	28	28	28	28	14	14	89	78	78	78
Alex PRENTICE (78)	2	78	14	14	14	14	89	89	14	89	89	89
Gareth WOOD (96)	3	96	89	89	89	89	78	78	78	1	1	1
Stevie McNAB (14)	4	14	78	78	78	78	1	1	1	96	96	96
Scott TOLLAN (28)	5	28	96	96	1	1	1	96	96	96	57	57
Stephen REECE (1)	6	1	88	1	96	96	96	57	57	57	312	312
David TODD (312)	7	312	1	57	57	57	57	312	312	312	39	39
Simon SHERIDAN (39)	8	39	57	88	88	88	312	88	88	39	88	88
Martin WHITEHOUSE (88)	9	88	47	39	39	39	88	39	39	88	101	101
Mary BARNARD (291)	10	291	39	312	312	312	39	101	101	101	33	33
Phil JORDAN (57)	11	57	13	47	47	47	47	47	33	33	47	47
James McCANN (13)	12	13	312	11	11	11	101	33	47	47	291	11
Simon BAKER (33)	13	33	291	13	101	101	33	291	291	291	11	291
Madeline HUBEL (11)	14	11	11	101	33	33	291	13	13	11	13	13
Stephen CRAGGS (47)	15	47	33	33	13	291	13	11	11	13	146	146
Stewart MIDDLETON (101)	16	101	101	291	291	13	72	72	72	72	196	196
Nicola FAVOT (146)	17	146	53	53	53	72	11	146	146	146	53	53
Andrew ROBINSON (90)	18	90	146	146	72	53	53	53	196	196	90	90
Stephen REED (53)	19	53	72	72	146	146	146	196	53	90	129	129
Sam MOODY (196)	20	196	90	196	196	196	196	90	90	53	10	10
Andrew BLYTHE (72)	21	72	196	90	90	90	129	129	129			
Paul LIGHTBURN (10)	22	10	129	129	129	129	5	5	10			
Paul BARNARD (129)	23	129	10	5	5	5	5	10	10			
Antonie HOYLE (5)	24	5	5	10	10	10	10					

Clerk of the Course

Orbits

Sig : Time :  
 Chief Timekeeper : Ian Sharp (SMART Timing)  
 Results available at [www.smart-timing.co.uk](http://www.smart-timing.co.uk) and [www.speedhive.com](http://www.speedhive.com)

Printed: 19/05/2024 12:48:05



motor  
sport  
UK

**RACE  
WITH  
RESPECT**

## DDMC Spring race meeting

Sorted on Laps

NSSCC Classes A & E / Scottish Classics

Croft 2.125 miles

Race 11 - 2nd Race

19/05/2024 13:00

Race (15:00 and 1 Laps) started at 13:02:35

Pos	No.	Name	Make/Model	CC	Class	Laps	Total Tm	Diff	Best Tm	In Lap	2nd Best
1	2	Matty COBB	VW Beetle	2700	A1	12	17:43.411		1:24.265	8	1:24.561
2	191	Kirk ARMITAGE	BMW M3	3200	A1	12	17:46.661	3.250	1:26.969	7	1:26.970
3	128	Phill HOUSE	Audi RS3	2000T	A1	12	17:47.796	4.385	1:24.877	4	1:26.612
4	12	Scott HUBEL	Peugeot 205 T16	2000	A2	12	18:34.123	50.712	1:31.692	5	1:31.998
5	65	Ian TOWERS	MK Striker	999	E2	12	18:53.651	1:10.240	1:32.717	12	1:32.819
6	18	Damien McKAY	Westfield	999	A2	12	18:54.070	1:10.659	1:31.423	7	1:31.555
7	17	Philip RUSSELL	BMW E36	2000	CI	12	18:59.217	1:15.806	1:32.725	5	1:33.096
8	29	Justin COX	Caterham Sigma	1600	E1	12	19:00.196	1:16.785	1:32.645	4	1:33.278
9	3	Chris HUNTLY	Subaru Impreza WRX ST	2000	A1	12	19:22.732	1:39.321	1:31.577	8	1:32.412
10	78	Andrew GRAHAM	Triumph TR8	3500	CE	11	17:58.776	1 Lap	1:35.413	5	1:35.737
11	63	John KINMOND	Rover SD1	3500	CE	11	18:07.122	1 Lap	1:36.526	3	1:37.183
12	7	Keiron BAILLIE	Lotus 7	1600	CB	11	18:16.252	1 Lap	1:36.823	11	1:37.528
13	64	Adam KINMOND	Rover Vitesse	3500	CI	11	18:17.550	1 Lap	1:36.930	11	1:37.173
14	162	Andrew KINMOND	TVR Vixen	2500	CB	11	18:31.740	1 Lap	1:38.571	11	1:38.848
15	51	Barry EASTAUGH	MBG GT	3500	CE	11	18:35.421	1 Lap	1:39.269	2	1:39.505
16	21	Jimmy CROW	Scimitar Coupe GT	3000	CG	11	19:25.663	1 Lap	1:42.384	7	1:43.114
17	165	Paul GREEN	Ford Fiesta XR2	1600	XR	11	19:26.539	1 Lap	1:43.360	4	1:43.692
18	11	Iain MITCHELL	Vauxhall Nova	1300	CA	10	18:05.639	2 Laps	1:46.161	4	1:46.771
19	23	Sonny GRAY	Ford Fiesta XR2	1600	XR	10	18:20.389	2 Laps	1:46.787	4	1:46.988
20	71	Paul BOWERS	Fiat 128	1300	CA	10	18:37.857	2 Laps	1:49.022	3	1:49.751
21	5	Michael LONGSTAFFE	MG Midget	1380	CA	10	18:45.261	2 Laps	1:49.730	3	1:50.475
22	66	Duncan O'NEILL	Ford Fiesta XR2	1600	XR	10	19:02.989	2 Laps	1:50.242	9	1:50.707
23	28	Fraser TURNBULL	Ford Fiesta XR2	1600	XR	10	19:11.622	2 Laps	1:50.902	10	1:51.696

### Not classified

DNF	62	Paul RANKIN	Westfield Aero	2400	A1	8	12:04.162	DNF	1:24.317	8	1:25.552
DNS	1	Alastair BAPTIE	MGB GT V8	3500	CE			DNS		0	
DNS	58	Jonny GREENWOOD	Ginetta G20	3000	A1			DNS		0	
DNS	311	Stephen SADLER	Peugeot 205 GTi	1600	CI			DNS		0	
DNS	15	Ewan ANDERSON	BMW 2002Ti	1600	CB			DNS		0	
DNS	143	Neil MacKAY	Austin Mini	1300	CA			DNS		0	
DNS	22	Simon MAYNE	AB Arion S2	996	E2			DNS		0	

### Announcements

New Track Record (1:42.384) for SMRC Classic S/S (G) by Jimmy CROW.

Margin of Victory	Avg. Speed	Best Lap Tm	Best Speed	Best Lap by
3.250	86.326	1:24.265	90.785	2 - Matty COBB

### Clerk of the Course

Sig : Time :  
Chief Timekeeper : Ian Sharp (SMART Timing)

Results available at [www.smart-timing.co.uk](http://www.smart-timing.co.uk) and [www.speedhive.com](http://www.speedhive.com)

Printed: 20/05/2024 20:21:22



motor  
sport  
UK

RACE  
WITH  
RESPECT

### Orbits





## DDMC Spring race meeting

NSSCC Classes A & E / Scottish Classics

Croft 2.125 miles

Race 11 - 2nd Race

19/05/2024 13:00

Race (15:00 and 1 Laps) started at 13:02:35

Lap	Time of Day	Lap Tm	SFSpd
4	13:09:43.870	<b>1:43.360</b>	75.5
5	13:11:27.931	<b>1:44.061</b>	75.4
6	13:13:13.679	<b>1:45.748</b>	74.9
7	13:14:58.503	<b>1:44.824</b>	73.6
8	13:16:44.360	<b>1:45.857</b>	74.0
9	13:18:32.151	<b>1:47.791</b>	74.1
10	13:20:17.475	<b>1:45.324</b>	73.0
11	13:22:02.526	<b>1:45.051</b>	74.6

(11) Iain MITCHELL

1	13:04:35.840	<b>1:53.455</b>	82.6
2	13:06:22.611	<b>1:46.771</b>	82.3
3	13:08:09.497	<b>1:46.886</b>	<b>82.7</b>
4	13:09:55.658	<b>1:46.161</b>	82.3
5	13:11:43.860	<b>1:48.202</b>	81.9
6	13:13:31.012	<b>1:47.152</b>	79.1
7	13:15:19.181	<b>1:48.169</b>	81.9
8	13:17:06.877	<b>1:47.696</b>	80.3
9	13:18:54.216	<b>1:47.339</b>	80.7
10	13:20:41.626	<b>1:47.410</b>	81.3

(23) Sonny GRAY

1	13:04:35.068	<b>1:53.072</b>	75.5
2	13:06:24.646	<b>1:49.578</b>	75.1
3	13:08:12.021	<b>1:47.375</b>	<b>75.6</b>
4	13:09:58.808	<b>1:46.787</b>	74.9
5	13:11:45.899	<b>1:47.091</b>	75.2
6	13:13:32.887	<b>1:46.988</b>	74.5
7	13:15:23.074	<b>1:50.187</b>	73.7
8	13:17:14.684	<b>1:51.610</b>	74.5
9	13:19:06.075	<b>1:51.391</b>	74.2
10	13:20:56.376	<b>1:50.301</b>	74.2

(71) Paul BOWERS

1	13:04:39.636	<b>1:57.269</b>	77.9
2	13:06:30.342	<b>1:50.706</b>	79.3
3	13:08:19.364	<b>1:49.022</b>	79.4
4	13:10:09.564	<b>1:50.200</b>	79.4
5	13:11:59.315	<b>1:49.751</b>	<b>80.1</b>
6	13:13:51.848	<b>1:52.533</b>	79.2
7	13:15:41.792	<b>1:49.944</b>	79.0
8	13:17:32.509	<b>1:50.717</b>	79.9
9	13:19:23.902	<b>1:51.393</b>	79.0
10	13:21:13.844	<b>1:49.942</b>	79.2

(5) Michael LONGSTAFFE

1	13:04:40.070	<b>1:56.993</b>	79.2
2	13:06:30.545	<b>1:50.475</b>	<b>82.1</b>
3	13:08:20.275	<b>1:49.730</b>	80.2
4	13:10:10.765	<b>1:50.490</b>	81.0
5	13:12:03.147	<b>1:52.382</b>	81.5
6	13:13:54.455	<b>1:51.308</b>	80.5
7	13:15:45.408	<b>1:50.953</b>	81.1
8	13:17:38.828	<b>1:53.420</b>	81.0
9	13:19:29.424	<b>1:50.596</b>	80.7
10	13:21:21.248	<b>1:51.824</b>	79.8

(66) Duncan O'NEILL

1	13:04:44.475	<b>1:59.999</b>	72.3
2	13:06:37.605	<b>1:53.130</b>	72.1
3	13:08:30.395	<b>1:52.790</b>	71.8
4	13:10:23.900	<b>1:53.505</b>	71.5
5	13:12:19.262	<b>1:55.362</b>	72.9
6	13:14:11.503	<b>1:52.241</b>	73.0
7	13:16:03.923	<b>1:52.420</b>	72.9
8	13:17:54.630	<b>1:50.707</b>	<b>73.4</b>
9	13:19:44.872	<b>1:50.242</b>	72.5
10	13:21:38.976	<b>1:54.104</b>	72.9

(28) Fraser TURNBULL

1	13:04:44.833	<b>2:01.780</b>	72.5
2	13:06:39.947	<b>1:55.114</b>	73.6
3	13:08:33.867	<b>1:53.920</b>	73.7
4	13:10:28.831	<b>1:54.964</b>	73.6

Lap	Time of Day	Lap Tm	SFSpd
5	13:12:23.231	<b>1:54.400</b>	73.3
6	13:14:17.483	<b>1:54.252</b>	72.7
7	13:16:12.731	<b>1:55.248</b>	<b>74.2</b>
8	13:18:04.427	<b>1:51.696</b>	72.8
9	13:19:56.707	<b>1:52.280</b>	72.7
10	13:21:47.609	<b>1:50.902</b>	72.5

(62) Paul RANKIN

1	13:04:30.385	<b>1:37.203</b>	123.1
2	13:06:01.554	<b>1:31.169</b>	125.2
3	13:07:30.221	<b>1:28.667</b>	125.7
4	13:08:57.909	<b>1:27.688</b>	<b>126.6</b>
5	13:10:23.579	<b>1:25.670</b>	123.4
6	13:11:50.280	<b>1:26.701</b>	124.7
7	13:13:15.832	<b>1:25.552</b>	123.6
8	13:14:40.149	<b>1:24.317</b>	124.7

Clerk of the Course

Sig : Time :  
Chief Timekeeper : Ian Sharp (SMART Timing)  
Results available at [www.smart-timing.co.uk](http://www.smart-timing.co.uk) and [www.speedhive.com](http://www.speedhive.com)

Printed: 19/05/2024 13:24:23

# DDMC Spring race meeting

# Lapchart

**NSSCC Classes A & E / Scottish Classics**

**Croft 2.125 miles**

**Race 11 - 2nd Race**

**19/05/2024 13:00**

**Race (15:00 and 1 Laps) started at 13:02:35**



Competitors	Laps												
	0	1	2	3	4	5	6	7	8	9	10	11	12
Phill HOUSE (128)	1	128	191	191	191	191	191	191	191	191	2	2	2
Kirk ARMITAGE (191)	2	191	12	12	128	128	128	128	128	2	191	191	191
Scott HUBEL (12)	3	12	128	128	12	2	2	2	2	2	128	128	128
Justin COX (29)	4	29	65	65	2	12	12	62	62	62	12	12	12
Chris HUNTLY (3)	5	3	3	17	65	62	62	12	12	12	3	65	18
Ian TOWERS (65)	6	65	17	2	17	65	65	65	65	3	65	18	65
Keiron BAILLIE (7)	7	7	29	3	62	17	17	17	3	65	18	3	17
Andrew GRAHAM (78)	8	78	63	29	3	3	3	3	17	17	17	29	29
John KINMOND (63)	9	63	7	63	29	29	29	29	18	29	29	3	3
Adam KINMOND (64)	10	64	78	62	63	18	18	18	18	29	78	78	78
Philip RUSSELL (17)	11	17	64	7	18	63	63	63	63	78	63	63	63
Barry EASTAUGH (51)	12	51	18	18	7	78	78	78	78	63	7	7	7
Andrew KINMOND (162)	13	162	2	78	78	7	7	7	7	7	64	64	64
Paul GREEN (165)	14	165	51	64	64	64	64	64	64	64	162	162	162
Sonny GRAY (23)	15	23	162	51	51	51	162	162	162	162	51	51	51
Jimmy CROW (21)	16	21	62	162	162	162	51	51	51	51	21	21	21
Paul BOWERS (71)	17	71	165	165	165	165	165	21	21	21	165	165	165
Iain MITCHELL (11)	18	11	21	21	21	21	21	165	165	165	11	11	11
Damien McKAY (18)	19	18	23	11	11	11	11	11	11	11	23	23	23
Fraser TURNBULL (28)	20	28	11	23	23	23	23	23	23	23	71	71	71
Michael LONGSTAFFE (5)	21	5	71	71	71	71	71	71	71	71	5	5	5
Matty COBB (2)	22	2	5	5	5	5	5	5	5	5	66	66	66
Duncan O'NEILL (66)	23	66	66	66	66	66	66	66	66	66	28	28	28
Paul RANKIN (62)	24	62	28	28	28	28	28	28	28	28	28	28	28
-	25												
-	26												
-	27												
-	28												
-	29												
-	30												
-	31												

**Clerk of the Course**

**Orbits**

**Sig :** **Time :**  
**Chief Timekeeper : Ian Sharp (SMART Timing)**  
**Results available at [www.smart-timing.co.uk](http://www.smart-timing.co.uk) and [www.speedhive.com](http://www.speedhive.com)**  
**Printed: 19/05/2024 13:24:47**



**motor  
sport  
UK**

**RACE  
WITH  
RESPECT**



# Scottish XR2 Championship



Pos	Car No.	Name	Class	Knockhill		Croft		Knockhill		Anglesey		Knockhill		Total	Diff
				1	2	3	4	5	6	7	8	9	10		
1	65	Paul GREEN		25	25	25	25							100	
2	66	Duncan O'NEILL		20	20	16	16							72	-28
3	23	Sonny GRAY				20	20							40	-32



# DDMC Spring race meeting

Sorted on Laps

Scottish Legends Championship

Croft 2.125 miles

Race 12 - Heat 1b

19/05/2024 13:30

Race (6 Laps) started at 13:33:51

Pos	No.	Name	Make/Model	CC	Class	Laps	Total Tm	Diff	Best Tm	In Lap	2nd Best
1	14	Daniel CLARK	Legend Coupe	890	L	6	9:35.116		1:34.888	5	1:34.974
2	24	Matthew PAPE	Legend Coupe	1250	L	6	9:37.447	2.331	1:35.259	6	1:35.322
3	52	Stewart BLACK	Legend Coupe	1250	L	6	9:38.824	3.708	1:34.943	3	1:35.102
4	10	Ross HODGSON	Legend Coupe	1300	L R	6	9:51.992	16.876	1:35.677	5	1:36.146
5	77	Michael WEDDELL	Legend Coupe	1250	L R	6	9:52.909	17.793	1:36.424	4	1:36.445
6	27	Grant HUNTER	Legend Coupe	890	L R	6	9:53.099	17.983	1:37.313	6	1:37.993
7	8	Nick BRIDGEMAN	Legend Coupe	1250	L T	6	9:55.004	19.888	1:36.157	4	1:36.511
8	9	Colin ATKINSON	Legend Coupe	899	L	6	9:56.749	21.633	1:38.334	5	1:38.419
9	43	Jonty NORMAN	Legend Sedan	1250	L	6	9:58.869	23.753	1:37.495	5	1:37.645
10	282	Grant DAVISON	Legend Coupe	890	L	6	9:59.166	24.050	1:37.356	5	1:37.708
11	28	David ALLAN	Legend Coupe	890	L	6	10:00.224	25.108	1:37.681	5	1:38.448
12	127	Phil ROWLANDS	Legend Coupe	1250	L R	6	10:01.033	25.917	1:38.971	4	1:39.224
13	35	Neil SHENTON	Legend Coupe	1250	L	6	10:01.236	26.120	1:38.641	4	1:38.974
14	333	William READ	Legend Coupe	890	L	6	10:01.580	26.464	1:38.252	3	1:38.276
15	26	Scott HYNDS	Legend Coupe	1250	L	6	10:05.578	30.462	1:37.510	5	1:37.786
16	95	Maxim POPELYUSHKO	Legend Coupe	850	L	6	10:09.464	34.348	1:36.966	5	1:37.277
17	16	Chris LAPIT	Legend Sedan	1250	L	6	10:10.162	35.046	1:39.785	3	1:40.101
18	17	Billy WAIT	Legend Coupe	1250	L	6	10:14.097	38.981	1:39.983	4	1:40.277
19	15	Elby CLARK	Legend Coupe	890	L	6	10:14.275	39.159	1:37.752	6	1:37.911
20	78	David HEADEN	Legend Sedan	1250	L R	6	10:20.885	45.769	1:41.216	3	1:41.684
21	55	Stuart McANDREW	Legend Coupe	1250	L	6	10:20.926	45.810	1:39.820	3	1:40.799
22	6	Gary ATKINSON	Legend Sedan-Van	899	L R	6	10:21.562	46.446	1:40.331	4	1:40.387
23	53	Stuart ROBERTSON	Legend Coupe	850	L	6	10:54.079	1:18.963	1:44.631	5	1:45.037
24	66	Alastair CALDERWOOD	Legend Sedan	1250	L	6	11:25.906	1:50.790	1:51.275	3	1:52.649

Margin of Victory	Avg. Speed	Best Lap Tm	Best Speed	Best Lap by
2.331	79.810	1:34.888	80.621	14 - Daniel CLARK

Clerk of the Course Orbits

Sig : Time :  
Chief Timekeeper : Ian Sharp (SMART Timing)  
Results available at [www.smart-timing.co.uk](http://www.smart-timing.co.uk) and [www.speedhive.com](http://www.speedhive.com)

Printed: 19/05/2024 13:47:27







# DDMC Spring race meeting

# Lapchart

Scottish Legends Championship

Croft 2.125 miles

Race 12 - Heat 1b

19/05/2024 13:30

Race (6 Laps) started at 13:33:51

Competitors	Laps						
	0	1	2	3	4	5	6
Phil ROWLANDS (127)	1	127	24	14	14	14	14
Grant HUNTER (27)	2	27	14	24	24	24	24
Matthew PAPE (24)	3	24	27	52	52	52	52
Billy WAIT (17)	4	17	127	27	27	77	10
Neil SHENTON (35)	5	35	52	127	9	77	10
Colin ATKINSON (9)	6	9	9	9	77	10	27
Daniel CLARK (14)	7	14	28	77	10	9	9
William READ (333)	8	333	35	35	127	8	8
Maxim POPELYUSHKO (95)	9	95	95	10	8	127	127
Elby CLARK (15)	10	15	43	8	35	35	43
David ALLAN (28)	11	28	8	28	43	43	282
Jonty NORMAN (43)	12	43	77	43	28	282	28
Chris LAPIT (16)	13	16	10	333	333	28	35
Stuart McANDREW (55)	14	55	333	282	282	333	333
Stewart BLACK (52)	15	52	16	16	16	16	26
Nick BRIDGEMAN (8)	16	8	78	17	26	26	16
Stuart ROBERTSON (53)	17	53	282	78	17	17	95
Scott HYNDS (26)	18	26	17	26	78	95	17
Michael WEDDELL (77)	19	77	53	55	55	78	15
David HEADEN (78)	20	78	55	53	95	55	78
Alastair CALDERWOOD (66)	21	66	26	6	15	15	55
Gary ATKINSON (6)	22	6	6	95	6	6	6
Grant DAVISON (282)	23	282	15	15	53	53	53
Ross HODGSON (10)	24	10	66	66	66	66	66

Clerk of the Course

Orbits

Sig : Time :  
 Chief Timekeeper : Ian Sharp (SMART Timing)  
 Results available at [www.smart-timing.co.uk](http://www.smart-timing.co.uk) and [www.speedhive.com](http://www.speedhive.com)



Printed: 19/05/2024 13:48:26



## DDMC Spring race meeting

Sorted on Laps

2CV Parts.com Citroen 2CV Championship

Croft 2.125 miles

Race 131- 2nd Race

19/05/2024 13:55

Race (15:00 Time) started at 13:56:58

Pos	No.	Name	Make/Model	CC	Class	Laps	Total Tm	Diff	Best Tm	In Lap	2nd Best
1	76	Andrew BULL	Citroen 2CV	602	2CV	6	15:12.706		2:03.318	6	2:03.416
2	89	Nick CRISPIN	Citroen 2CV	602	2CV	6	15:13.612	0.906	2:03.295	5	2:03.605
3	24	Tom PERRY	Citroen 2CV	602	2CV	6	15:13.891	1.185	2:03.355	5	2:04.263
4	49	Alex COCKHILL	Citroen 2CV	602	2CV	6	15:15.045	2.339	2:01.590	5	2:03.147
5	92	Ian GIBBON	Citroen 2CV	602	2CV	6	15:16.407	3.701	2:03.492	6	2:04.028
6	35	Chris YATES	Citroen 2CV	602	2CV	6	15:17.050	4.344	2:04.110	5	2:05.439
7	48	George BROADHURST	Citroen 2CV	602	2CV	6	15:17.198	4.492	2:03.856	6	2:05.112
8	33	Glenn OSWIN	Citroen 2CV	602	2CV	6	15:17.656	4.950	2:03.471	5	2:04.255
9	41	Martin RIMAN	Citroen 2CV	602	2CV	6	15:17.902	5.196	2:03.124	5	2:03.248
10	55	Steve WALFORD	Citroen 2CV	602	2CV	6	15:18.552	5.846	2:03.579	6	2:03.934
11	30	Sandro PROIETTI	Citroen 2CV	602	2CV	6	15:21.483	8.777	2:02.465	6	2:03.727
12	82	Andi DONALDSON	Citroen 2CV	602	2CV	6	15:22.242	9.536	2:04.835	5	2:04.989
13	46	Ethan SPARROW	Citroen 2CV	602	2CV	6	15:22.716	10.010	2:04.555	5	2:04.974
14	79	Giles OWEN	Citroen 2CV	602	2CV	6	15:23.117	10.411	2:04.243	5	2:04.947
15	81	Simon TURNER	Citroen 2CV	602	2CV	6	15:28.878	16.172	2:06.290	5	2:06.579
16	96	Jennifer HALL	Citroen 2CV	602	2CV	6	15:29.389	16.683	2:06.352	5	2:07.864
17	42	Martin SUNDERLAND	Citroen 2CV	602	2CV	6	15:38.774	26.068	2:10.426	5	2:10.519
18	67	Colin ETCHELLS	Citroen 2CV	602	2CV	6	15:40.181	27.475	2:10.817	5	2:10.848
19	72	Higel HOLLIS	Citroen 2CV	602	2CV	6	16:57.036	1:44.330	2:17.462	2	2:17.588

### Not classified

DNF 13 Robert DAWSON Citroen 2CV 602 2CV 1 2:12.531 DNF 2:07.820 1

### Announcements

New Track Record (2:01.590) for BARC Citroen 2CV by Alex COCKHILL.

Margin of Victory	Avg. Speed	Best Lap Tm	Best Speed	Best Lap by
0.906	50.290	2:01.590	62.916	49 - Alex COCKHILL

### Clerk of the Course

Sig : Time :  
Chief Timekeeper : Ian Sharp (SMART Timing)

Results available at [www.smart-timing.co.uk](http://www.smart-timing.co.uk) and [www.speedhive.com](http://www.speedhive.com)

Printed: 19/05/2024 14:14:55

# DDMC Spring race meeting

2CV Parts.com Citroen 2CV Championship

Croft 2.125 miles

Race 131- 2nd Race

19/05/2024 13:55

Race (15:00 Time) started at 13:56:58

Lap	Time of Day	Lap Tm	SFSpd
(76) Andrew BULL			
1	13:59:09.164	<b>2:08.671</b>	<b>60.3</b>
2	14:01:24.606	<b>2:15.442</b>	46.7
3	14:04:39.541	<b>3:14.935</b>	42.0
4	14:08:04.573	<b>3:25.032</b>	59.9
5	14:10:07.989	<b>2:03.416</b>	60.0
6	14:12:11.307	<b>2:03.318</b>	59.5

Lap	Time of Day	Lap Tm	SFSpd
(89) Nick CRISPIN			
1	13:59:09.730	<b>2:08.085</b>	<b>60.8</b>
2	14:01:26.216	<b>2:16.486</b>	45.3
3	14:04:41.055	<b>3:14.839</b>	40.7
4	14:08:05.313	<b>3:24.258</b>	60.5
5	14:10:08.608	<b>2:03.295</b>	60.6
6	14:12:12.213	<b>2:03.605</b>	60.0

Lap	Time of Day	Lap Tm	SFSpd
(24) Tom PERRY			
1	13:59:09.356	<b>2:09.913</b>	<b>61.6</b>
2	14:01:25.379	<b>2:16.023</b>	45.9
3	14:04:40.171	<b>3:14.792</b>	41.9
4	14:08:04.874	<b>3:24.703</b>	61.1
5	14:10:08.229	<b>2:03.355</b>	61.3
6	14:12:12.492	<b>2:04.263</b>	60.4

Lap	Time of Day	Lap Tm	SFSpd
(49) Alex COCKHILL			
1	13:59:12.635	<b>2:11.941</b>	<b>60.8</b>
2	14:01:29.985	<b>2:17.350</b>	43.1
3	14:04:46.822	<b>3:16.837</b>	42.1
4	14:08:08.909	<b>3:22.087</b>	60.2
5	14:10:10.499	<b>2:01.590</b>	60.8
6	14:12:13.646	<b>2:03.147</b>	60.0

Lap	Time of Day	Lap Tm	SFSpd
(92) Ian GIBBON			
1	13:59:11.646	<b>2:08.953</b>	<b>60.8</b>
2	14:01:28.090	<b>2:16.444</b>	42.3
3	14:04:44.217	<b>3:16.127</b>	47.3
4	14:08:07.488	<b>3:23.271</b>	60.2
5	14:10:11.516	<b>2:04.028</b>	60.1
6	14:12:15.008	<b>2:03.492</b>	59.4

Lap	Time of Day	Lap Tm	SFSpd
(35) Chris YATES			
1	13:59:10.793	<b>2:07.956</b>	59.1
2	14:01:26.897	<b>2:16.104</b>	43.1
3	14:04:41.877	<b>3:14.980</b>	44.5
4	14:08:06.102	<b>3:24.225</b>	<b>59.5</b>
5	14:10:10.212	<b>2:04.110</b>	59.2
6	14:12:15.651	<b>2:05.439</b>	58.4

Lap	Time of Day	Lap Tm	SFSpd
(48) George BROADHURST			
1	13:59:11.162	<b>2:09.413</b>	59.3
2	14:01:27.399	<b>2:16.237</b>	43.5
3	14:04:42.600	<b>3:15.201</b>	46.2
4	14:08:06.831	<b>3:24.231</b>	58.9
5	14:10:11.943	<b>2:05.112</b>	59.7
6	14:12:15.799	<b>2:03.856</b>	<b>59.7</b>

Lap	Time of Day	Lap Tm	SFSpd
(33) Glenn OSWIN			
1	13:59:12.226	<b>2:08.294</b>	60.3
2	14:01:29.574	<b>2:17.348</b>	42.3
3	14:04:45.837	<b>3:16.263</b>	45.8
4	14:08:08.531	<b>3:22.694</b>	59.5
5	14:10:12.002	<b>2:03.471</b>	<b>60.8</b>
6	14:12:16.257	<b>2:04.255</b>	60.2

Lap	Time of Day	Lap Tm	SFSpd
(41) Martin RIMAN			
1	13:59:13.549	<b>2:07.656</b>	<b>60.9</b>
2	14:01:31.539	<b>2:17.990</b>	41.7
3	14:04:48.501	<b>3:16.962</b>	38.5
4	14:08:10.131	<b>3:21.630</b>	60.5
5	14:10:13.255	<b>2:03.124</b>	60.6
6	14:12:16.503	<b>2:03.248</b>	60.6

Lap	Time of Day	Lap Tm	SFSpd
(55) Steve WALFORD			

Lap	Time of Day	Lap Tm	SFSpd
1	13:59:13.219	<b>2:09.750</b>	60.5
2	14:01:31.101	<b>2:17.882</b>	43.2
3	14:04:48.073	<b>3:16.972</b>	40.0
4	14:08:09.640	<b>3:21.567</b>	60.0
5	14:10:13.574	<b>2:03.934</b>	<b>60.7</b>
6	14:12:17.153	<b>2:03.579</b>	60.6

Lap	Time of Day	Lap Tm	SFSpd
(30) Sandro PROIETTI			
1	13:59:18.351	<b>2:18.318</b>	55.3
2	14:01:35.267	<b>2:16.916</b>	41.0
3	14:04:52.998	<b>3:17.731</b>	35.6
4	14:08:13.892	<b>3:20.894</b>	54.7
5	14:10:17.619	<b>2:03.727</b>	<b>60.5</b>
6	14:12:20.084	<b>2:02.465</b>	60.1

Lap	Time of Day	Lap Tm	SFSpd
(82) Andi DONALDSON			
1	13:59:14.072	<b>2:09.743</b>	<b>60.3</b>
2	14:01:32.087	<b>2:18.015</b>	42.8
3	14:04:49.430	<b>3:17.343</b>	37.4
4	14:08:11.019	<b>3:21.589</b>	60.3
5	14:10:15.854	<b>2:04.835</b>	60.2
6	14:12:20.843	<b>2:04.989</b>	59.8

Lap	Time of Day	Lap Tm	SFSpd
(46) Ethan SPARROW			
1	13:59:14.968	<b>2:09.041</b>	59.2
2	14:01:33.186	<b>2:18.218</b>	43.5
3	14:04:50.480	<b>3:17.294</b>	36.0
4	14:08:11.788	<b>3:21.308</b>	59.0
5	14:10:16.343	<b>2:04.555</b>	<b>59.4</b>
6	14:12:21.317	<b>2:04.974</b>	59.1

Lap	Time of Day	Lap Tm	SFSpd
(79) Giles OWEN			
1	13:59:16.371	<b>2:11.860</b>	59.1
2	14:01:33.910	<b>2:17.539</b>	41.0
3	14:04:51.584	<b>3:17.674</b>	36.2
4	14:08:12.528	<b>3:20.944</b>	58.5
5	14:10:16.771	<b>2:04.243</b>	<b>59.4</b>
6	14:12:21.718	<b>2:04.947</b>	58.8

Lap	Time of Day	Lap Tm	SFSpd
(81) Simon TURNER			
1	13:59:20.447	<b>2:12.328</b>	59.0
2	14:01:37.129	<b>2:16.682</b>	39.9
3	14:04:54.027	<b>3:16.898</b>	33.7
4	14:08:14.610	<b>3:20.583</b>	58.5
5	14:10:20.900	<b>2:06.290</b>	<b>59.1</b>
6	14:12:27.479	<b>2:06.579</b>	57.7

Lap	Time of Day	Lap Tm	SFSpd
(96) Jennifer HALL			
1	13:59:15.715	<b>2:10.756</b>	57.7
2	14:01:34.561	<b>2:18.846</b>	41.2
3	14:04:52.316	<b>3:17.755</b>	37.1
4	14:08:13.774	<b>3:21.458</b>	57.0
5	14:10:20.126	<b>2:06.352</b>	58.0
6	14:12:27.990	<b>2:07.864</b>	<b>58.9</b>

Lap	Time of Day	Lap Tm	SFSpd
(42) Martin SUNDERLAND			
1	13:59:19.466	<b>2:13.496</b>	58.0
2	14:01:39.551	<b>2:20.085</b>	45.8
3	14:04:55.404	<b>3:15.853</b>	36.5
4	14:08:16.430	<b>3:21.026</b>	<b>58.4</b>
5	14:10:26.856	<b>2:10.426</b>	57.7
6	14:12:37.375	<b>2:10.519</b>	56.3

Lap	Time of Day	Lap Tm	SFSpd
(67) Colin ETCHELLES			
1	13:59:21.865	<b>2:16.106</b>	58.9
2	14:01:40.230	<b>2:18.365</b>	45.6
3	14:04:56.236	<b>3:16.006</b>	36.5
4	14:08:17.117	<b>3:20.881</b>	58.8
5	14:10:27.934	<b>2:10.817</b>	<b>59.1</b>
6	14:12:38.782	<b>2:10.848</b>	58.8

Lap	Time of Day	Lap Tm	SFSpd
(72) Higel HOLLIS			
1	13:59:24.090	<b>2:17.588</b>	<b>57.9</b>
2	14:01:41.552	<b>2:17.462</b>	46.8



Clerk of the Course

Sig : Time :  
Chief Timekeeper : Ian Sharp (SMART Timing)  
Results available at www.smart-timing.co.uk and www.speedhive.com  
Printed: 19/05/2024 14:15:26

Orbits





# DDMC Spring race meeting

# Lapchart

2CV Parts.com Citroen 2CV Championship

Croft 2.125 miles

Race 131- 2nd Race

19/05/2024 13:55

Race (15:00 Time) started at 13:56:58



Competitors	Laps							
		0	1	2	3	4	5	6
Tom PERRY (24)	1	24	76	76	76	76	76	76
Sandro PROIETTI (30)	2	30	24	24	24	24	24	89
Andrew BULL (76)	3	76	89	89	89	89	89	24
Alex COCKHILL (49)	4	49	35	35	35	35	35	49
Nick CRISPIN (89)	5	89	13	48	48	48	49	92
George BROADHURST (48)	6	48	48	92	92	92	92	35
Ian GIBBON (92)	7	92	92	33	33	33	48	48
Chris YATES (35)	8	35	33	49	49	49	33	33
Robert DAWSON (13)	9	13	49	55	55	55	41	41
Steve WALFORD (55)	10	55	55	41	41	41	55	55
Glenn OSWIN (33)	11	33	41	82	82	82	82	30
Andi DONALDSON (82)	12	82	82	46	46	46	46	82
Giles OWEN (79)	13	79	46	79	79	79	79	46
Jennifer HALL (96)	14	96	96	96	96	96	30	79
Colin ETCHELLS (67)	15	67	79	30	30	30	96	81
Martin RIMAN (41)	16	41	30	81	81	81	81	96
Ethan SPARROW (46)	17	46	42	42	42	42	42	42
Martin SUNDERLAND (42)	18	42	81	67	67	67	67	67
Higel HOLLIS (72)	19	72	67	72	72	72	72	72
Simon TURNER (81)	20	81	72					

### Clerk of the Course

Sig : Time :  
 Chief Timekeeper : Ian Sharp (SMART Timing)  
 Results available at [www.smart-timing.co.uk](http://www.smart-timing.co.uk) and [www.speedhive.com](http://www.speedhive.com)  
 Printed: 19/05/2024 14:15:57

### Orbits



# DDMC Spring race meeting

Sorted on Laps

CNC Heads Sports & Saloons

Croft 2.125 miles

Race 14 - 2nd Race

19/05/2024 14:25

Race (20:00 Time) started at 14:22:54

Pos	No.	Name	Make/Model	CC	Class	Laps	Total Tm	Diff	Best Tm	In Lap	2nd Best
1	96	Bod BUCKBY	Caterham 7	2000	B	10	15:18.305		1:28.926	9	1:30.321
2	4	Paul MASTERS	Westfield Widebody	1998	B	10	15:20.731	2.426	1:29.615	4	1:30.052
3	39	Jamie CRYER	Ginetta G20	2000	B	10	15:35.287	16.982	1:31.738	6	1:31.868
4	23	Richard HALL	Caterham CSR	2300	B	10	16:03.172	44.867	1:33.750	8	1:33.812
5	128	Lee BULL	Renault Clio	2000	E	10	16:22.878	1:04.573	1:36.176	9	1:36.578
6	77	Steven PARKER	Ford Fiesta	1596T	D	10	16:30.373	1:12.068	1:35.775	9	1:35.792
7	118	Riccy WALKER	Mini F56 Challenge	2000T	D	9	15:16.189	1 Lap	1:38.870	8	1:39.223
8	98	Matthew JONES	Ford Focus	1998	E	9	15:31.093	1 Lap	1:39.926	6	1:40.011
9	84	Peter KOUKOULAS	Toyota MR2	1800	E	9	15:39.738	1 Lap	1:42.339	4	1:42.573
10	15	Julian WOOD	BMW Compact	2496	E	9	15:49.315	1 Lap	1:41.569	9	1:43.027
11	9	Cavan TAYLOR	Renault Clio 200	1998	E	9	15:54.293	1 Lap	1:43.582	8	1:44.227
12	44	Clifford BUTLER	Holden Commodore	5900	D	9	16:07.357	1 Lap	1:43.620	6	1:44.045
13	25	Robert CLAXTON	VW Golf Mk3 GTi	1800T	D	9	16:12.154	1 Lap	1:45.233	5	1:45.596
14	34	Helen ALLEN	Ford Fiesta Zetec S	1600	F	8	15:32.220	2 Laps	1:52.648	7	1:53.214

### Not classified (from pos 15)

	88	Thomas FRANKLAND	Renault 5GT	1998	B	9	14:53.760	1 Lap	1:37.129	9	1:37.708
DNF	72	Mark PRIMETT	Banks Lotus Europa	1998	B	10	16:39.915	DNF	1:33.100	9	1:33.376
DNF	79	Clive DIX	Mazda RX7 FD	1308T	D		6.195	DNF		0	
DNS	6	Simon ALLAWAY	Lotus Esprit V8	5500	A			DNS		0	
DNS	5	David JONES	Ford Focus Mk1 RS	2000T	D			DNS		0	

### Announcements

Car No.9 - No working transponder

RED FLAG after 17:06 - Result declared

Car No.88 - Not classified - Not moving under own power at time of Red Flag

Margin of Victory	Avg. Speed	Best Lap Tm	Best Speed	Best Lap by
2.426	83.306	1:28.926	86.027	96 - Bod BUCKBY

### Clerk of the Course

Sig : Time :

Chief Timekeeper : Ian Sharp (SMART Timing)

Results available at [www.smart-timing.co.uk](http://www.smart-timing.co.uk) and [www.speedhive.com](http://www.speedhive.com)

Printed: 19/05/2024 14:46:49

## DDMC Spring race meeting

### CNC Heads Sports & Saloons

### Race 14 - 2nd Race

### Race (20:00 Time) started at 14:22:54

### Croft 2.125 miles

### 19/05/2024 14:25

Lap	Time of Day	Lap Tm	SFSpd
(96) Bod BUCKBY			
1	14:24:35.006	1:40.169	106.4
2	14:26:08.021	1:33.015	106.7
3	14:27:38.788	1:30.767	105.7
4	14:29:09.973	1:31.185	107.9
5	14:30:40.294	1:30.321	107.7
6	14:32:11.248	1:30.954	107.7
7	14:33:41.741	1:30.493	105.5
8	14:35:12.369	1:30.628	106.5
9	14:36:41.295	1:28.926	106.2
10	14:38:12.579	1:31.284	106.2

Lap	Time of Day	Lap Tm	SFSpd
(4) Paul MASTERS			
1	14:24:36.735	1:41.545	100.6
2	14:26:08.898	1:32.163	101.4
3	14:27:39.900	1:31.002	101.1
4	14:29:09.515	1:29.615	99.7
5	14:30:39.898	1:30.383	99.7
6	14:32:11.401	1:31.503	100.2
7	14:33:42.337	1:30.936	103.7
8	14:35:13.359	1:31.022	101.8
9	14:36:43.411	1:30.052	100.6
10	14:38:15.005	1:31.594	100.8

Lap	Time of Day	Lap Tm	SFSpd
(39) Jamie CRYER			
1	14:24:35.068	1:39.140	94.7
2	14:26:08.259	1:33.191	94.3
3	14:27:41.201	1:32.942	92.9
4	14:29:13.069	1:31.868	94.3
5	14:30:45.170	1:32.101	92.4
6	14:32:16.908	1:31.738	96.3
7	14:33:48.932	1:32.024	96.3
8	14:35:22.607	1:33.675	96.6
9	14:36:55.987	1:33.380	96.4
10	14:38:29.561	1:33.574	96.1

Lap	Time of Day	Lap Tm	SFSpd
(23) Richard HALL			
1	14:24:42.959	1:45.872	100.5
2	14:26:19.113	1:36.154	99.0
3	14:27:55.844	1:36.731	97.5
4	14:29:31.554	1:35.710	96.0
5	14:31:05.366	1:33.812	97.3
6	14:32:40.039	1:34.673	99.6
7	14:34:15.267	1:35.228	91.6
8	14:35:49.017	1:33.750	96.7
9	14:37:23.377	1:34.360	98.0
10	14:38:57.446	1:34.069	97.0

Lap	Time of Day	Lap Tm	SFSpd
(128) Lee BULL			
1	14:24:41.019	1:43.823	92.7
2	14:26:19.945	1:38.926	91.8
3	14:27:57.431	1:37.486	90.7
4	14:29:34.349	1:36.918	90.3
5	14:31:11.726	1:37.377	89.8
6	14:32:49.167	1:37.441	89.8
7	14:34:26.366	1:37.199	91.4
8	14:36:02.944	1:36.578	88.6
9	14:37:39.120	1:36.176	89.5
10	14:39:17.152	1:38.032	88.5

Lap	Time of Day	Lap Tm	SFSpd
(77) Steven PARKER			
1	14:24:42.987	1:44.543	93.1
2	14:26:23.816	1:40.829	95.1
3	14:28:02.477	1:38.661	91.1
4	14:29:41.917	1:39.440	89.4
5	14:31:20.234	1:38.317	91.8
6	14:32:58.961	1:38.727	92.9
7	14:34:36.163	1:37.202	91.7
8	14:36:13.080	1:36.917	93.1
9	14:37:48.855	1:35.775	91.7
10	14:39:24.647	1:35.792	90.4

Lap	Time of Day	Lap Tm	SFSpd
(118) Riccy WALKER			

Lap	Time of Day	Lap Tm	SFSpd
1	14:24:47.548	1:49.380	93.5
2	14:26:30.212	1:42.664	93.3
3	14:28:11.785	1:41.573	93.2
4	14:29:52.333	1:40.548	93.7
5	14:31:32.790	1:40.457	93.9
6	14:33:12.676	1:39.886	93.6
7	14:34:51.899	1:39.223	93.1
8	14:36:30.769	1:38.870	92.9
9	14:38:10.463	1:39.694	93.2

Lap	Time of Day	Lap Tm	SFSpd
(98) Matthew JONES			
1	14:24:48.832	1:49.684	84.1
2	14:26:31.610	1:42.778	85.2
3	14:28:14.101	1:42.491	84.3
4	14:29:54.112	1:40.011	84.3
5	14:31:34.242	1:40.130	83.8
6	14:33:14.168	1:39.926	83.3
7	14:34:55.148	1:40.980	81.9
8	14:36:39.101	1:43.953	81.2
9	14:38:25.367	1:46.266	80.9

Lap	Time of Day	Lap Tm	SFSpd
(84) Peter KOUKOULAS			
1	14:24:45.893	1:47.632	80.8
2	14:26:29.378	1:43.485	81.1
3	14:28:14.012	1:44.634	79.9
4	14:29:56.351	1:42.339	80.6
5	14:31:38.924	1:42.573	80.3
6	14:33:22.699	1:43.775	80.2
7	14:35:05.694	1:42.995	81.1
8	14:36:49.718	1:44.024	80.6
9	14:38:34.012	1:44.294	81.2

Lap	Time of Day	Lap Tm	SFSpd
(15) Julian WOOD			
1	14:24:51.710	1:53.496	83.2
2	14:26:37.020	1:45.310	81.0
3	14:28:20.878	1:43.858	80.9
4	14:30:05.441	1:44.563	83.0
5	14:31:49.724	1:44.283	81.0
6	14:33:33.663	1:43.939	82.1
7	14:35:18.993	1:45.330	81.4
8	14:37:02.020	1:43.027	81.1
9	14:38:43.589	1:41.569	81.2

Lap	Time of Day	Lap Tm	SFSpd
(9) Cavan TAYLOR			
1	14:24:52.952	1:52.271	
2	14:26:37.749	1:44.797	
3	14:28:21.976	1:44.227	
4	14:30:06.602	1:44.626	
5	14:31:51.177	1:44.575	
6	14:33:35.730	1:44.553	
7	14:35:20.214	1:44.484	
8	14:37:03.796	1:43.582	
9	14:38:48.567	1:44.771	

Lap	Time of Day	Lap Tm	SFSpd
(44) Clifford BUTLER			
1	14:24:54.206	1:52.696	90.2
2	14:26:42.372	1:48.166	86.5
3	14:28:28.390	1:46.018	88.5
4	14:30:12.567	1:44.177	90.1
5	14:31:56.612	1:44.045	90.2
6	14:33:40.232	1:43.620	89.7
7	14:35:27.305	1:47.073	89.6
8	14:37:12.199	1:44.894	89.1
9	14:39:01.631	1:49.432	89.1

Lap	Time of Day	Lap Tm	SFSpd
(25) Robert CLAXTON			
1	14:24:53.815	1:52.481	82.3
2	14:26:43.066	1:49.251	82.0
3	14:28:29.389	1:46.323	82.1
4	14:30:14.985	1:45.596	81.5
5	14:32:00.218	1:45.233	82.6
6	14:33:48.342	1:48.124	82.0
7	14:35:34.381	1:46.039	82.6
8	14:37:20.705	1:46.324	80.9

Lap	Time of Day	Lap Tm	SFSpd
9	14:39:06.428	1:45.723	80.7
(34) Helen ALLEN			
1	14:25:01.100	2:01.183	82.2
2	14:26:56.614	1:55.514	83.3
3	14:28:49.828	1:53.214	83.5
4	14:30:46.221	1:56.393	82.6
5	14:32:42.250	1:56.029	83.8
6	14:34:37.934	1:55.684	83.1
7	14:36:30.582	1:52.648	79.9
8	14:38:26.494	1:55.912	80.8

Lap	Time of Day	Lap Tm	SFSpd
(88) Thomas FRANKLAND			
1	14:24:40.656	1:43.680	87.5
2	14:26:21.793	1:41.137	87.0
3	14:28:00.175	1:38.382	85.9
4	14:29:38.281	1:38.106	86.0
5	14:31:16.390	1:38.109	86.5
6	14:32:54.098	1:37.708	85.9
7	14:34:32.869	1:38.771	84.9
8	14:36:10.905	1:38.036	85.4
9	14:37:48.034	1:37.129	86.3

Lap	Time of Day	Lap Tm	SFSpd
(72) Mark PRIMETT			
1	14:24:43.444	1:42.045	101.7
2	14:26:20.058	1:36.614	101.5
3	14:27:55.859	1:35.801	100.9
4	14:29:29.834	1:33.975	99.7
5	14:31:03.979	1:34.145	100.5
6	14:32:38.831	1:34.852	99.7
7	14:34:13.178	1:34.347	101.1
8	14:35:46.554	1:33.376	100.9
9	14:37:19.654	1:33.100	99.7
10	14:39:34.189	2:14.535	

Clerk of the Course

Sig : Time :  
Chief Timekeeper : Ian Sharp (SMART Timing)  
Results available at www.smart-timing.co.uk and www.speedhive.com

Printed: 19/05/2024 14:47:25

Orbits

# DDMC Spring race meeting

Sorted on Laps

CNC Heads Sports & Saloons

Croft 2.125 miles

Race 14 - 2nd Race

19/05/2024 14:25

Race (20:00 Time) started at 14:22:54

Pos	No.	Name	Make/Model	CC	Class	Laps	Total Tm	Diff	Best Tm	In Lap	2nd Best
1	96	Bod BUCKBY	Caterham 7	2000	B	10	15:18.305		1:28.926	9	1:30.321
2	4	Paul MASTERS	Westfield Widebody	1998	B	10	15:20.731	2.426	1:29.615	4	1:30.052
3	39	Jamie CRYER	Ginetta G20	2000	B	10	15:35.287	16.982	1:31.738	6	1:31.868
4	23	Richard HALL	Caterham CSR	2300	B	10	16:03.172	44.867	1:33.750	8	1:33.812
5	128	Lee BULL	Renault Clio	2000	E	10	16:22.878	1:04.573	1:36.176	9	1:36.578
6	77	Steven PARKER	Ford Fiesta	1596T	D	10	16:30.373	1:12.068	1:35.775	9	1:35.792
7	118	Riccy WALKER	Mini F56 Challenge	2000T	D	9	15:16.189	1 Lap	1:38.870	8	1:39.223
8	98	Matthew JONES	Ford Focus	1998	E	9	15:31.093	1 Lap	1:39.926	6	1:40.011
9	84	Peter KOUKOULAS	Toyota MR2	1800	E	9	15:39.738	1 Lap	1:42.339	4	1:42.573
10	15	Julian WOOD	BMW Compact	2496	E	9	15:49.315	1 Lap	1:41.569	9	1:43.027
11	9	Cavan TAYLOR	Renault Clio 200	1998	E	9	15:54.293	1 Lap	1:43.582	8	1:44.227
12	44	Clifford BUTLER	Holden Commodore	5900	D	9	16:07.357	1 Lap	1:43.620	6	1:44.045
13	25	Robert CLAXTON	VW Golf Mk3 GTi	1800T	D	9	16:12.154	1 Lap	1:45.233	5	1:45.596
14	34	Helen ALLEN	Ford Fiesta Zetec S	1600	F	8	15:32.220	2 Laps	1:52.648	7	1:53.214

### Not classified (from pos 15)

	88	Thomas FRANKLAND	Renault 5GT	1998	B	9	14:53.760	1 Lap	1:37.129	9	1:37.708
DNF	72	Mark PRIMETT	Banks Lotus Europa	1998	B	10	16:39.915	DNF	1:33.100	9	1:33.376
DNF	79	Clive DIX	Mazda RX7 FD	1308T	D		6.195	DNF		0	
DNS	6	Simon ALLAWAY	Lotus Esprit V8	5500	A			DNS		0	
DNS	5	David JONES	Ford Focus Mk1 RS	2000T	D			DNS		0	

### Announcements

Car No.9 - No working transponder

RED FLAG after 17:06 - Result declared

Car No.88 - Not classified - Not moving under own power at time of Red Flag

Margin of Victory	Avg. Speed	Best Lap Tm	Best Speed	Best Lap by
2.426	83.306	1:28.926	86.027	96 - Bod BUCKBY

### Clerk of the Course

Sig : Time :  
 Chief Timekeeper : Ian Sharp (SMART Timing)  
 Results available at [www.smart-timing.co.uk](http://www.smart-timing.co.uk) and [www.speedhive.com](http://www.speedhive.com)

Printed: 19/05/2024 14:48:21



# DDMC Spring race meeting

Sorted on Laps

Scottish Legends Championship

Croft 2.125 miles

Race 15 - Heat 2b

19/05/2024 14:55

Race (6 Laps) started at 14:57:10

Pos	No.	Name	Make/Model	CC	Class	Laps	Total Tm	Diff	Best Tm	In Lap	2nd Best
1	52	Stewart BLACK	Legend Coupe	1250	L	6	9:34.795		1:35.190	3	1:35.247
2	8	Nick BRIDGEMAN	Legend Coupe	1250	L T	6	9:35.133	0.338	1:34.996	3	1:35.099
3	14	Daniel CLARK	Legend Coupe	890	L	6	9:41.095	6.300	1:35.060	5	1:35.384
4	24	Matthew PAPE	Legend Coupe	1250	L	6	9:45.691	10.896	1:35.750	6	1:35.911
5	26	Scott HYNDS	Legend Coupe	1250	L	6	9:49.562	14.767	1:37.438	2	1:37.736
6	77	Michael WEDDELL	Legend Coupe	1250	L R	6	9:51.464	16.669	1:35.664	2	1:35.963
7	43	Jonty NORMAN	Legend Sedan	1250	L	6	9:52.435	17.640	1:36.913	2	1:38.085
8	9	Colin ATKINSON	Legend Coupe	899	L	6	9:54.078	19.283	1:36.766	3	1:37.957
9	282	Grant DAVISON	Legend Coupe	890	L	6	9:54.997	20.202	1:36.051	4	1:36.960
10	95	Maxim POPELYUSHKO	Legend Coupe	850	L	6	9:55.906	21.111	1:36.287	2	1:38.718
11	35	Neil SHENTON	Legend Coupe	1250	L	6	9:56.035	21.240	1:37.817	4	1:37.841
12	10	Ross HODGSON	Legend Coupe	1300	L R	6	9:57.815	23.020	1:36.113	6	1:36.185
13	333	William READ	Legend Coupe	890	L	6	9:59.107	24.312	1:37.497	4	1:37.650
14	15	Elby CLARK	Legend Coupe	890	L	6	9:59.281	24.486	1:36.900	6	1:37.314
15	28	David ALLAN	Legend Coupe	890	L	6	10:01.433	26.638	1:36.647	3	1:37.938
16	27	Grant HUNTER	Legend Coupe	890	L R	6	10:01.524	26.729	1:37.226	3	1:38.174
17	127	Phil ROWLANDS	Legend Coupe	1250	L R	6	10:05.323	30.528	1:38.177	4	1:38.545
18	55	Stuart McANDREW	Legend Coupe	1250	L	6	10:09.599	34.804	1:39.412	4	1:39.791
19	78	David HEADEN	Legend Sedan	1250	L R	6	10:22.711	47.916	1:42.097	3	1:42.214
20	17	Billy WAIT	Legend Coupe	1250	L	6	10:28.908	54.113	1:40.439	5	1:40.682
21	6	Gary ATKINSON	Legend Sedan-Van	899	L R	6	10:30.934	56.139	1:40.894	3	1:40.959
22	53	Stuart ROBERTSON	Legend Coupe	850	L	6	10:35.520	1:00.725	1:42.620	3	1:44.341
23	66	Alastair CALDERWOOD	Legend Sedan	1250	L	6	11:27.504	1:52.709	1:51.808	4	1:52.697
<b>Not classified</b>											
DNS	16	Chris LAPIT	Legend Sedan	1250	L			DNS		0	

Margin of Victory	Avg. Speed	Best Lap Tm	Best Speed	Best Lap by
0.338	79.855	1:34.996	80.530	8 - Nick BRIDGEMAN

Clerk of the Course Orbits

Sig : Time :  
 Chief Timekeeper : Ian Sharp (SMART Timing)  
 Results available at [www.smart-timing.co.uk](http://www.smart-timing.co.uk) and [www.speedhive.com](http://www.speedhive.com)

Printed: 19/05/2024 15:09:47









# DDMC Spring race meeting

# Lapchart

Scottish Legends Championship

Croft 2.125 miles

Race 15 - Heat 2b

19/05/2024 14:55

Race (6 Laps) started at 14:57:10

Competitors	Laps						
	0	1	2	3	4	5	6
Nick BRIDGEMAN (8)	1	8	52	52	52	52	52
Scott HYNDS (26)	2	26	8	8	8	8	8
Stuart ROBERTSON (53)	3	53	26	26	14	14	14
Stewart BLACK (52)	4	52	43	43	26	26	24
Stuart McANDREW (55)	5	55	95	95	43	24	26
David ALLAN (28)	6	28	14	14	24	77	43
Jonty NORMAN (43)	7	43	28	24	95	43	77
Maxim POPELYUSHKO (95)	8	95	9	28	28	28	9
Elby CLARK (15)	9	15	24	9	77	95	282
Daniel CLARK (14)	10	14	35	77	9	9	28
William READ (333)	11	333	77	35	35	35	282
Neil SHENTON (35)	12	35	55	282	282	282	35
Colin ATKINSON (9)	13	9	15	15	15	333	333
Billy WAIT (17)	14	17	333	333	333	15	10
Matthew PAPE (24)	15	24	282	27	27	10	15
Grant HUNTER (27)	16	27	27	55	10	27	27
Grant DAVISON (282)	17	282	53	127	127	127	127
Phil ROWLANDS (127)	18	127	127	10	55	55	55
Ross HODGSON (10)	19	10	78	78	78	78	78
Alastair CALDERWOOD (66)	20	66	6	53	53	53	17
Gary ATKINSON (6)	21	6	10	17	17	17	6
David HEADEN (78)	22	78	66	6	6	6	53
Michael WEDDELL (77)	23	77	17	66	66	66	66
-	24						

Clerk of the Course

Orbits

Sig : Time :  
 Chief Timekeeper : Ian Sharp (SMART Timing)  
 Results available at [www.smart-timing.co.uk](http://www.smart-timing.co.uk) and [www.speedhive.com](http://www.speedhive.com)





# DDMC Spring race meeting

Sorted on Laps

Scottish Hot Hatch Championship (ST & C1)

Croft 2.125 miles

Race 16 - 2nd Race - AMENDED RESULT

19/05/2024 15:20

Race (15:00 Time) started at 15:27:34

Pos	No.	Name	Make/Model	CC	Class	Laps	Total Tm	Diff	Best Tm	In Lap	2nd Best
1	147	Gerry HENDRY	Ford Fiesta ST	2000	ST	9	15:21.834		1:40.903	4	1:40.977
2	21	Kieren PREEDY	Ford Fiesta ST	2000	ST	9	15:24.072	2.238	1:40.941	5	1:41.269
3	99	James DICKIE	Ford Fiesta ST	2000	STN	9	15:25.655	3.821	1:41.394	3	1:41.423
4	5	Lorn MURRAY	Ford Fiesta ST	2000	STC	9	15:35.588	13.754	1:42.377	3	1:42.864
5	35	Andrew MACKIE	Ford Fiesta ST	2000	ST	9	15:40.499	18.665	1:42.611	3	1:42.961
6	14	Duncan STEELE	Ford Fiesta ST	2000	STC	9	15:41.957	20.123	1:42.534	4	1:42.658
7	3	Stewart SCOTT	Ford Fiesta ST	2000	ST	9	15:49.139	27.305	1:43.073	3	1:43.719
8	83	Sophie KINGHORN	Ford Fiesta ST	2000	STCN	9	15:49.898	28.064	1:42.959	4	1:43.275
9	17	Angus ROSS	Ford Fiesta ST	2000	STN	9	15:50.818	28.984	1:42.798	3	1:43.425
10	58	Kenneth LEES	Ford Fiesta ST	2000	STCN	9	15:52.372	30.538	1:43.046	5	1:43.653
11	23	Lucy HALES-MAVER	Ford Fiesta ST	2000	ST	9	15:53.534	31.700	1:43.269	5	1:43.831
12	30	Michael GORDON	Ford Fiesta ST	2000	STN	9	15:53.550	31.716	1:43.301	5	1:43.634
13	31	Broddy ORR	Ford Fiesta ST	2000	ST	9	15:54.110	32.276	1:40.942	5	1:41.733
14	95	Paul CURTIS	Ford Fiesta ST	2000	ST	9	15:55.119	33.285	1:41.441	4	1:41.659
15	32	Daniel FORBES	Ford Fiesta ST	2000	STN	9	16:15.165	53.331	1:44.129	4	1:45.384
16	999	Dan MARTIN	Citroen C1	1000	C1	8	15:27.580	1 Lap	1:54.171	7	1:54.515
17	51	Murray SCOTT	Citroen C1	1000	C1N	8	15:30.377	1 Lap	1:54.038	3	1:54.639
18	598	Daniel KELL	Citroen C1	1000	Gue	8	15:30.795	1 Lap	1:54.537	5	1:54.651
19	27	James HITCHEN	Citroen C1	1000	C1	8	15:32.066	1 Lap	1:54.552	7	1:54.687
20	24	Ayden WILSON	Citroen C1	1000	C1	8	15:38.291	1 Lap	1:55.176	5	1:55.222
21	70	Andrew DAVIDSON	Citroen C1	1000	C1	8	15:42.527	1 Lap	1:55.364	5	1:55.408
22	117	Marc NISBET	Citroen C1	1000	C1	8	15:44.454	1 Lap	1:56.247	6	1:56.489
23	77	James McCracken	Citroen C1	1000	C1	8	15:44.934	1 Lap	1:55.413	2	1:55.846
24	19	Dale EDWARDS	Citroen C1	1000	C1N	8	15:50.222	1 Lap	1:56.791	2	1:56.947
25	54	Brayley SHORE	Citroen C1	1000	C1N	8	15:59.250	1 Lap	1:56.951	5	1:57.318
26	6	Kenneth DOCK	Citroen C1	1000	C1	8	15:59.859	1 Lap	1:57.236	5	1:57.841
27	61	Ian COCHRANE	Citroen C1	1000	C1	8	16:41.731	1 Lap	2:01.977	2	2:02.457
<b>Not classified</b>											
DNF	7	Stuart MURRAY	Ford Fiesta ST	2000	STC	5	8:43.955	DNF	1:42.319	3	1:42.370
DNF	68	Arran WARD	Ford Fiesta ST	2000	ST		3.029	DNF		0	
DNS	52	Dave COLVILLE	Ford Fiesta ST	2000	ST			DNS		0	

### Announcements

New Track Record (1:54.038) for SMRC Citroen C1 Cup by Murray SCOTT.  
 New Track Record (1:54.038) for SMRC Citroen C1 Cup (N) by Murray SCOTT.  
 New Track Record (1:40.903) for SMRC Ford Fiesta ST by Gerry HENDRY.  
 Car No.95 - Racetime includes 5 second time penalty - Exceeding track limits  
 AMENDED RESULT 16:55 Car No.31 - Racetime includes 30 second time penalty - NCR Chp12, App 7, Art 8

Margin of Victory	Avg. Speed	Best Lap Tm	Best Speed	Best Lap by
2.238	74.688	1:40.903	75.815	147 - Gerry HENDRY

### Clerk of the Course

Sig : Time :  
 Chief Timekeeper : Ian Sharp (SMART Timing)  
 Results available at [www.smart-timing.co.uk](http://www.smart-timing.co.uk) and [www.speedhive.com](http://www.speedhive.com)  
 Printed: 19/05/2024 17:29:52



### Orbits





# DDMC Spring race meeting

## Scottish Hot Hatch Championship (ST & C1)

Croft 2.125 miles

### Race 16 - 2nd Race - AMENDED RESULT

19/05/2024 15:20

### Race (15:00 Time) started at 15:27:34



Lap	Time of Day	Lap Tm	SFSpd
6	15:39:21.654	1:55.505	65.8
7	15:41:19.355	1:57.701	65.9
8	15:43:16.673	1:57.318	65.4

(117) Marc NISBET

1	15:29:40.808	1:59.456	65.9
2	15:31:37.502	1:56.694	65.7
3	15:33:33.991	1:56.489	65.6
4	15:35:31.159	1:57.168	66.1
5	15:37:28.129	1:56.970	65.7
6	15:39:24.376	1:56.247	66.3
7	15:41:21.709	1:57.333	65.7
8	15:43:18.600	1:56.891	65.6

(77) James McCRACKEN

1	15:29:43.256	2:01.705	66.1
2	15:31:38.669	1:55.413	66.1
3	15:33:34.515	1:55.846	66.4
4	15:35:31.562	1:57.047	66.2
5	15:37:27.809	1:56.247	65.9
6	15:39:23.759	1:55.950	65.8
7	15:41:22.323	1:58.564	66.2
8	15:43:19.080	1:56.757	66.7

(19) Dale EDWARDS

1	15:29:43.735	2:00.378	65.2
2	15:31:40.526	1:56.791	64.6
3	15:33:37.473	1:56.947	64.3
4	15:35:34.560	1:57.087	64.7
5	15:37:31.671	1:57.111	64.3
6	15:39:28.957	1:57.286	64.7
7	15:41:27.175	1:58.218	64.2
8	15:43:24.368	1:57.193	63.6

(54) Brayley SHORE

1	15:29:45.333	2:01.818	66.0
2	15:31:42.651	1:57.318	65.6
3	15:33:40.558	1:57.907	65.5
4	15:35:38.319	1:57.761	65.5
5	15:37:35.270	1:56.951	65.5
6	15:39:34.837	1:59.567	65.5
7	15:41:33.481	1:58.644	65.2
8	15:43:33.396	1:59.915	65.6

(6) Kenneth DOCK

1	15:29:44.732	2:01.170	65.2
2	15:31:42.573	1:57.841	63.9
3	15:33:41.288	1:58.715	65.0
4	15:35:39.172	1:57.884	64.7
5	15:37:36.408	1:57.236	65.0
6	15:39:35.070	1:58.662	65.5
7	15:41:35.032	1:59.962	64.4
8	15:43:34.005	1:58.973	65.1

(61) Ian COCHRANE

1	15:29:47.621	2:03.614	62.9
2	15:31:49.598	2:01.977	61.6
3	15:33:52.055	2:02.457	61.4
4	15:35:54.571	2:02.516	62.2
5	15:38:03.583	2:09.012	61.7
6	15:40:08.712	2:05.129	62.3
7	15:42:12.062	2:03.350	61.7
8	15:44:15.877	2:03.815	61.9

(7) Stuart MURRAY

1	15:29:27.340	1:49.046	79.6
2	15:31:10.646	1:43.306	79.2
3	15:32:52.965	1:42.319	78.6
4	15:34:35.335	1:42.370	79.0
5	15:36:18.101	1:42.766	79.2

Clerk of the Course

Orbits

Sig : Time :  
Chief Timekeeper : Ian Sharp (SMART Timing)

Results available at [www.smart-timing.co.uk](http://www.smart-timing.co.uk) and [www.speedhive.com](http://www.speedhive.com)

Printed: 19/05/2024 17:30:30





# DDMC Spring race meeting

# Lapchart

Scottish Hot Hatch Championship (ST & C1)

Croft 2.125 miles

Race 16 - 2nd Race

19/05/2024 15:20

Race (15:00 Time) started at 15:27:34

Competitors	Laps										
	0	1	2	3	4	5	6	7	8	9	
Gerry HENDRY (147)	1	147	21	147	147	147	147	147	147	147	147
Kieren PREEDY (21)	2	21	147	31	31	31	31	21	31	31	21
James DICKIE (99)	3	99	31	21	21	21	31	21	21	31	
Arran WARD (68)	4	68	99	99	99	99	99	99	99	99	
Paul CURTIS (95)	5	95	5	5	5	5	5	5	5	5	
Broddy ORR (31)	6	31	35	35	35	35	35	14	14	14	35
Andrew MACKIE (35)	7	35	3	7	7	7	7	35	35	35	14
Lorn MURRAY (5)	8	5	7	14	14	14	14	3	3	3	3
Stuart MURRAY (7)	9	7	14	3	3	3	3	17	17	83	83
Duncan STEELE (14)	10	14	17	17	17	17	17	83	83	17	95
Sophie KINGHORN (83)	11	83	83	83	83	83	83	58	58	58	17
Kenneth LEES (58)	12	58	23	58	58	58	58	23	95	95	58
Angus ROSS (17)	13	17	58	23	23	23	23	30	23	23	23
Stewart SCOTT (3)	14	3	30	30	30	30	30	95	30	30	30
Daniel FORBES (32)	15	32	32	32	95	95	95	32	32	32	32
Michael GORDON (30)	16	30	999	95	32	32	32	999	999	999	
Lucy HALES-MAVER (23)	17	23	598	999	999	999	999	51	51	51	
Marc NISBET (117)	18	117	95	598	51	51	51	598	598	598	
James McCracken (77)	19	77	117	51	598	598	598	27	27	27	
Daniel KELL (598)	20	598	51	27	27	27	27	24	24	24	
Dan MARTIN (999)	21	999	27	117	70	24	24	70	70	70	
James HITCHEN (27)	22	27	70	70	117	70	70	77	117	117	
Andrew DAVIDSON (70)	23	70	24	24	24	117	77	117	77	77	
Murray SCOTT (51)	24	51	77	77	77	77	117	19	19	19	
Ayden WILSON (24)	25	24	19	19	19	19	19	54	54	54	
Dale EDWARDS (19)	26	19	6	6	54	54	54	6	6	6	
Brayley SHORE (54)	27	54	54	54	6	6	6	61	61	61	
Kenneth DOCK (6)	28	6	61	61	61	61	61				
Ian COCHRANE (61)	29	61									
-	30										

Clerk of the Course

Orbits

Sig : Time :  
 Chief Timekeeper : Ian Sharp (SMART Timing)  
 Results available at [www.smart-timing.co.uk](http://www.smart-timing.co.uk) and [www.speedhive.com](http://www.speedhive.com)  
 Printed: 19/05/2024 15:47:24





Scottish Ford Fiesta ST Newcomers Cup



Pos	Car No.	Name	Class	Knockhill		Crftot		Knockhill		Angelsey		Knockhill AC		Knockhill		Total	Diff
				20th/21st April	18th/19th May	6th/7th July	3rd/4th August	7th September	5th/6th October								
				1	2	3	4	5	6	7	8	9	10	11	12		
1	99	James DICKIE		25	20	35	25									105	
2	83	Sophie KINGHORN		20	25	30	20									95	-10
3	58	Kenneth LEES		16	14	26	14									70	-25
4	32	Daniel FORBES		10	12	22	10									54	-16
5	30	Michael GORDON		14	16	10	12									52	-2
6	17	Angus ROSS				24	16									40	-12
7	79	Calum BRUCE		12												12	-28









# DDMC Spring race meeting

Sorted on Laps

NSSCC Classes B, C, D & M

Croft 2.125 miles

Race 17 - 2nd Race

19/05/2024 15:50

Race (15:00 and 1 Laps) started at 15:56:39

Pos	No.	Name	Make/Model	CC	Class	Laps	Total Tm	Diff	Best Tm	In Lap	2nd Best
1	89	Daniel KELL	Ford Sierra XR4x4	1993T	B	11	17:52.382		1:36.164	9	1:36.506
2	14	Stevie McNAB	Honda Civic Type R	2400	B	11	17:54.303	1.921	1:35.795	8	1:36.461
3	78	Alex PRENTICE	VW Golf	1984T	B	11	17:56.751	4.369	1:34.643	8	1:35.485
4	1	Stephen REECE	Lotus Elise S2 111R	1800	C	11	17:58.013	5.631	1:35.880	11	1:36.409
5	96	Gareth WOOD	Honda Civic Type R	2000	C	11	18:11.806	19.424	1:37.746	7	1:37.884
6	57	Phil JORDAN	Honda Civic Type R	2000	C	11	18:12.912	20.530	1:36.815	10	1:37.065
7	88	Martin WHITEHOUSE	Honda Civic Type R	2000	C	11	18:29.453	37.071	1:38.982	4	1:39.316
8	39	Simon SHERIDAN	Honda Civic	1598	D	11	18:29.620	37.238	1:38.672	8	1:38.795
9	312	David TODD	Subaru Impreza	1998T	B	11	18:29.876	37.494	1:39.130	5	1:39.384
10	101	Stewart MIDDLETON	Honda Civic Type R	1996	C	11	18:42.620	50.238	1:39.344	9	1:39.740
11	11	Madeline HUBEL	Peugeot 206	2000	C	11	18:45.217	52.835	1:39.436	11	1:39.480
12	33	Simon BAKER	Ford Fiesta XR2	1600	D	11	18:57.073	1:04.691	1:40.828	7	1:41.020
13	291	Mary BARNARD	Mazda MX5	1600	M	11	18:58.311	1:05.929	1:41.027	5	1:41.046
14	47	Stephen CRAGGS	Mazda MX5	1600	M	11	18:58.443	1:06.061	1:41.278	3	1:41.501
15	146	Nicola FAVOT	Mazda MX5	1600	M	11	19:04.999	1:12.617	1:41.906	7	1:41.927
16	13	James McCANN	Mazda MX5	1600	M	11	19:10.289	1:17.907	1:41.958	3	1:42.333
17	53	Stephen REED	Mazda MX5	1600	M	11	19:17.951	1:25.569	1:43.071	5	1:43.453
18	90	Andrew ROBINSON	Mazda MX5	1600	M	11	19:26.980	1:34.598	1:43.482	8	1:43.598
19	196	Sam MOODY	Mazda MX5	1600	M	11	19:27.237	1:34.855	1:43.499	7	1:43.889
20	129	Paul BARNARD	Mazda MX5	1600	M	10	17:56.279	1 Lap	1:44.935	6	1:45.406
21	10	Paul LIGHTBURN	Mazda MX5	1600	M	10	18:18.808	1 Lap	1:46.840	6	1:46.856
<b>Not classified</b>											
DNF	72	Andrew BLYTHE	Porsche 924T	1998	B	1	2:04.536	DNF	1:56.142	1	
DNS	28	Scott TOLLAN	Ford Escort Cosworth	1998T	B			DNS		0	
DNS	5	Antonie HOYLE	Toyota MR2	1800	C			DNS		0	

Margin of Victory

Avg. Speed

Best Lap Tm

Best Speed

Best Lap by

1.921

78.470

1:34.643

80.830

78 - Alex PRENTICE

Clerk of the Course

Orbits

Sig : Time :  
Chief Timekeeper : Ian Sharp (SMART Timing)  
Results available at [www.smart-timing.co.uk](http://www.smart-timing.co.uk) and [www.speedhive.com](http://www.speedhive.com)



motor  
sport  
UK

RACE  
WITH  
RESPECT



## DDMC Spring race meeting

NSSCC Classes B, C, D & M

Croft 2.125 miles

Race 17 - 2nd Race

19/05/2024 15:50

Race (15:00 and 1 Laps) started at 15:56:39

Lap	Time of Day	Lap Tm	SFSpd
<b>(90) Andrew ROBINSON</b>			
1	15:58:39.061	<b>1:54.208</b>	75.4
2	16:00:24.894	<b>1:45.833</b>	75.7
3	16:02:09.619	<b>1:44.725</b>	74.8
4	16:03:55.093	<b>1:45.474</b>	73.7
5	16:05:40.689	<b>1:45.596</b>	75.7
6	16:07:24.602	<b>1:43.913</b>	76.2
7	16:09:08.200	<b>1:43.598</b>	<b>76.4</b>
8	16:10:51.682	<b>1:43.482</b>	75.7
9	16:12:37.390	<b>1:45.708</b>	75.0
10	16:14:22.050	<b>1:44.660</b>	76.2
11	16:16:06.153	<b>1:44.103</b>	75.5

<b>(196) Sam MOODY</b>			
1	15:58:40.993	<b>1:54.662</b>	75.7
2	16:00:26.390	<b>1:45.397</b>	75.7
3	16:02:10.593	<b>1:44.203</b>	76.3
4	16:03:55.185	<b>1:44.592</b>	77.5
5	16:05:40.973	<b>1:45.788</b>	77.0
6	16:07:24.938	<b>1:43.965</b>	77.0
7	16:09:08.437	<b>1:43.499</b>	77.6
8	16:10:52.326	<b>1:43.889</b>	76.7
9	16:12:37.552	<b>1:45.226</b>	76.3
10	16:14:22.362	<b>1:44.810</b>	<b>77.9</b>
11	16:16:06.410	<b>1:44.048</b>	75.3

<b>(129) Paul BARNARD</b>			
1	15:58:42.069	<b>1:55.941</b>	71.8
2	16:00:28.107	<b>1:46.038</b>	74.6
3	16:02:13.806	<b>1:45.699</b>	75.0
4	16:03:59.753	<b>1:45.947</b>	74.9
5	16:05:45.159	<b>1:45.406</b>	74.6
6	16:07:30.094	<b>1:44.935</b>	74.7
7	16:09:15.941	<b>1:45.847</b>	<b>75.1</b>
8	16:11:02.173	<b>1:46.232</b>	73.5
9	16:12:48.335	<b>1:46.162</b>	74.6
10	16:14:35.452	<b>1:47.117</b>	75.1

<b>(10) Paul LIGHTBURN</b>			
1	15:58:42.624	<b>1:56.178</b>	74.7
2	16:00:29.925	<b>1:47.301</b>	75.1
3	16:02:16.781	<b>1:46.856</b>	74.7
4	16:04:04.534	<b>1:47.753</b>	74.6
5	16:05:51.558	<b>1:47.024</b>	<b>75.3</b>
6	16:07:38.398	<b>1:46.840</b>	75.3
7	16:09:25.551	<b>1:47.153</b>	74.3
8	16:11:14.135	<b>1:48.584</b>	74.6
9	16:13:06.533	<b>1:52.398</b>	74.8
10	16:14:57.981	<b>1:51.448</b>	75.1

<b>(72) Andrew BLYTHE</b>			
1	15:58:43.709	<b>1:56.142</b>	<b>83.5</b>

Clerk of the Course

Orbits

Sig : Time :  
Chief Timekeeper : Ian Sharp (SMART Timing)  
Results available at [www.smart-timing.co.uk](http://www.smart-timing.co.uk) and [www.speedhive.com](http://www.speedhive.com)

Printed: 19/05/2024 16:21:25

# DDMC Spring race meeting

## Lapchart

NSSCC Classes B, C, D & M

Croft 2.125 miles

Race 17 - 2nd Race

19/05/2024 15:50

Race (15:00 and 1 Laps) started at 15:56:39



Competitors	Laps											
	0	1	2	3	4	5	6	7	8	9	10	11
Daniel KELL (89)	1	89	89	89	89	89	89	89	89	89	89	89
Stevie McNAB (14)	2	14	1	14	14	14	14	14	14	14	14	14
Gareth WOOD (96)	3	96	14	1	1	1	1	1	1	1	78	78
Stephen REECE (1)	4	1	96	96	96	96	78	78	78	78	1	1
Alex PRENTICE (78)	5	78	11	11	78	78	78	96	96	96	96	96
Martin WHITEHOUSE (88)	6	88	57	57	11	57	57	57	57	57	57	57
Simon SHERIDAN (39)	7	39	88	78	57	88	88	88	88	88	88	88
Madeline HUBEL (11)	8	11	312	88	88	39	312	39	312	39	39	39
Mary BARNARD (291)	9	291	13	312	312	312	39	312	39	312	312	312
James McCANN (13)	10	13	78	39	39	13	101	101	101	101	101	101
Simon BAKER (33)	11	33	39	13	13	47	13	11	11	11	11	11
Phil JORDAN (57)	12	57	47	47	47	101	47	13	47	33	33	33
David TODD (312)	13	312	101	101	101	11	11	47	33	47	47	291
Stephen CRAGGS (47)	14	47	53	146	146	33	33	33	13	13	291	291
Andrew ROBINSON (90)	15	90	146	53	33	146	291	291	291	291	13	146
Stewart MIDDLETON (101)	16	101	90	33	53	291	146	146	146	146	13	13
Stephen REED (53)	17	53	33	291	291	53	53	53	53	53	53	53
Nicola FAVOT (146)	18	146	291	90	90	90	90	90	90	90	90	90
Paul BARNARD (129)	19	129	196	196	196	196	196	196	196	196	196	196
Sam MOODY (196)	20	196	129	129	129	129	129	129	129	129	129	129
Paul LIGHTBURN (10)	21	10	10	10	10	10	10	10	10	10	10	10
Andrew BLYTHE (72)	22	72	72									
-	23											
-	24											

Clerk of the Course

Orbits

Sig : Time :  
 Chief Timekeeper : Ian Sharp (SMART Timing)  
 Results available at [www.smart-timing.co.uk](http://www.smart-timing.co.uk) and [www.speedhive.com](http://www.speedhive.com)

Printed: 19/05/2024 16:21:56



motor  
sport  
UK

**RACE  
WITH  
RESPECT**



# DDMC Spring race meeting

Sorted on Laps

Scottish Legends Championship

Croft 2.125 miles

Race 18 - Final B

19/05/2024 16:25

Race (8 Laps) started at 16:26:08

Pos	No.	Name	Make/Model	CC	Class	Laps	Total Tm	Diff	Best Tm	In Lap	2nd Best
1	14	Daniel CLARK	Legend Coupe	890	L	8	12:55.208		1:34.266	3	1:34.630
2	52	Stewart BLACK	Legend Coupe	1250	L	8	12:56.651	1.443	1:35.444	4	1:35.451
3	8	Nick BRIDGEMAN	Legend Coupe	1250	L T	8	12:58.827	3.619	1:35.763	5	1:35.824
4	10	Ross HODGSON	Legend Coupe	1300	L R	8	13:01.813	6.605	1:35.564	5	1:35.584
5	24	Matthew PAPE	Legend Coupe	1250	L	8	13:10.371	15.163	1:35.224	5	1:36.009
6	77	Michael WEDDELL	Legend Coupe	1250	L R	8	13:10.459	15.251	1:36.454	4	1:36.546
7	26	Scott HYNDS	Legend Coupe	1250	L	8	13:21.441	26.233	1:37.563	5	1:37.991
8	9	Colin ATKINSON	Legend Coupe	899	L	8	13:21.693	26.485	1:37.320	7	1:38.109
9	282	Grant DAVISON	Legend Coupe	890	L	8	13:21.874	26.666	1:37.450	7	1:38.062
10	35	Neil SHENTON	Legend Coupe	1250	L	8	13:23.996	28.788	1:37.259	7	1:38.795
11	27	Grant HUNTER	Legend Coupe	890	L R	8	13:24.212	29.004	1:36.628	7	1:38.489
12	333	William READ	Legend Coupe	890	L	8	13:25.086	29.878	1:36.414	7	1:38.285
13	127	Phil ROWLANDS	Legend Coupe	1250	L R	8	13:28.331	33.123	1:37.901	3	1:38.602
14	55	Stuart McANDREW	Legend Coupe	1250	L	8	13:31.146	35.938	1:38.800	6	1:39.050
15	43	Jonty NORMAN	Legend Sedan	1250	L	8	13:35.689	40.481	1:38.549	4	1:39.006
16	6	Gary ATKINSON	Legend Sedan-Van	899	L R	8	14:34.312	1:39.104	1:42.948	7	1:43.576
17	53	Stuart ROBERTSON	Legend Coupe	850	L	7	13:34.528	1 Lap	1:49.834	3	1:51.918
18	66	Alastair CALDERWOOD	Legend Sedan	1250	L	7	13:38.503	1 Lap	1:52.590	4	1:53.015

### Not classified

DNF	78	David HEADEN	Legend Sedan	1250	L R	5	8:50.231	DNF	1:42.051	2	1:43.852
DNF	95	Maxim POPELYUSHKO	Legend Coupe	850	L	4	6:47.355	DNF	1:38.978	4	1:39.584
DNF	15	Elby CLARK	Legend Coupe	890	L	2	4:09.209	DNF	1:55.165	2	2:12.938
DNF	17	Billy WAIT	Legend Coupe	1250	L		0.302	DNF		0	
DNF	28	David ALLAN	Legend Coupe	890	L		1.406	DNF		0	
DNS	16	Chris LAPIT	Legend Sedan	1250	L			DNS		0	

### Announcements

New Track Record (1:34.266) for KMSC Legends by Daniel CLARK.

Margin of Victory	Avg. Speed	Best Lap Tm	Best Speed	Best Lap by
1.443	78.947	1:34.266	81.153	14 - Daniel CLARK

### Clerk of the Course

Sig : Time :  
Chief Timekeeper : Ian Sharp (SMART Timing)

Results available at [www.smart-timing.co.uk](http://www.smart-timing.co.uk) and [www.speedhive.com](http://www.speedhive.com)

Printed: 19/05/2024 16:42:32



### Orbits







# DDMC Spring race meeting

# Lapchart

Scottish Legends Championship

Croft 2.125 miles

Race 18 - Final B

19/05/2024 16:25

Race (8 Laps) started at 16:26:08



Competitors	Laps								
	0	1	2	3	4	5	6	7	8
Stuart ROBERTSON (53)	1	53	55	52	52	52	52	14	14
Billy WAIT (17)	2	17	52	8	8	14	14	14	52
Stuart McANDREW (55)	3	55	8	14	14	8	8	8	8
Elby CLARK (15)	4	15	35	26	10	10	10	10	10
Phil ROWLANDS (127)	5	127	26	10	26	77	77	77	24
William READ (333)	6	333	127	55	77	26	26	24	77
David ALLAN (28)	7	28	14	127	127	24	24	26	26
Maxim POPELYUSHKO (95)	8	95	95	95	95	127	35	282	282
Neil SHENTON (35)	9	35	77	77	35	95	127	9	9
Grant HUNTER (27)	10	27	10	35	55	35	282	35	35
Scott HYNDS (26)	11	26	24	27	43	43	9	27	27
Jonty NORMAN (43)	12	43	27	43	24	9	27	333	333
Nick BRIDGEMAN (8)	13	8	43	9	9	282	333	127	127
Colin ATKINSON (9)	14	9	9	282	282	27	55	55	55
Stewart BLACK (52)	15	52	333	24	27	333	43	43	43
Matthew PAPE (24)	16	24	282	333	333	55	78	6	6
Daniel CLARK (14)	17	14	78	78	78	78	6	53	53
Alastair CALDERWOOD (66)	18	66	66	66	6	6	53	66	66
David HEADEN (78)	19	78	15	6	66	53	66		
Grant DAVISON (282)	20	282	6	15	53	66			
Gary ATKINSON (6)	21	6	53	53					
Michael WEDDELL (77)	22	77							
Ross HODGSON (10)	23	10							
-	24								

Clerk of the Course

Orbits

Sig : Time :  
 Chief Timekeeper : Ian Sharp (SMART Timing)  
 Results available at [www.smart-timing.co.uk](http://www.smart-timing.co.uk) and [www.speedhive.com](http://www.speedhive.com)





## DDMC Spring race meeting

Sorted on Laps

Sports & Saloon Challenge

Croft 2.125 miles

Race 19

19/05/2024 17:00

Race (20:00 Time) started at 16:58:46

Pos	No.	Name	Make/Model	CC	Class	Laps	Total Tm	Diff	Best Tm	In Lap	2nd Best
1	65	Ian TOWERS	MK Striker	999	E2	13	21:00.929		1:35.404	13	1:35.855
2	312	David TODD	Subaru Impreza	1998T	B	13	22:05.174	1:04.245	1:37.645	13	1:38.055
3	291	Mary BARNARD	Mazda MX5	1600	M	13	22:14.900	1:13.971	1:40.403	6	1:40.639
4	13	James McCANN	Mazda MX5	1600	M	13	22:19.158	1:18.229	1:41.937	11	1:41.975
5	146	Nicola FAVOT	Mazda MX5	1600	M	13	22:20.104	1:19.175	1:41.621	6	1:41.662
6	84	Peter KOUKOULAS	Toyota MR2	1800	E	13	22:32.403	1:31.474	1:41.508	12	1:41.626
7	53	Stephen REED	Mazda MX5	1600	M	13	22:37.754	1:36.825	1:42.375	4	1:42.514
8	90	Andrew ROBINSON	Mazda MX5	1600	M	13	22:42.073	1:41.144	1:42.548	6	1:42.616
9	129	Paul BARNARD	Mazda MX5	1600	M	13	22:42.359	1:41.430	1:42.761	7	1:42.976

Margin of Victory

Avg. Speed

Best Lap Tm

Best Speed

Best Lap by

1:04.245

78.870

1:35.404

80.185

65 - Ian TOWERS

Clerk of the Course

Orbits

Sig : Time :  
Chief Timekeeper : Ian Sharp (SMART Timing)  
Results available at [www.smart-timing.co.uk](http://www.smart-timing.co.uk) and [www.speedhive.com](http://www.speedhive.com)



**RACE  
WITH  
RESPECT**

# DDMC Spring race meeting

## Sports & Saloon Challenge

### Race 19

Race (20:00 Time) started at 16:58:46

Croft 2.125 miles

19/05/2024 17:00



Lap	Time of Day	Lap Tm	SFSpd
<b>(65) Ian TOWERS</b>			
1	17:00:29.018	<b>1:41.762</b>	96.6
2	17:02:06.623	<b>1:37.605</b>	96.8
3	17:03:44.188	<b>1:37.565</b>	98.3
4	17:05:21.005	<b>1:36.817</b>	98.1
5	17:06:57.462	<b>1:36.457</b>	99.4
6	17:08:34.314	<b>1:36.852</b>	98.4
7	17:10:10.779	<b>1:36.465</b>	99.0
8	17:11:46.716	<b>1:35.937</b>	98.7
9	17:13:22.696	<b>1:35.980</b>	97.1
10	17:14:58.887	<b>1:36.191</b>	97.7
11	17:16:36.235	<b>1:37.348</b>	98.7
12	17:18:12.090	<b>1:35.855</b>	99.1
13	17:19:47.494	<b>1:35.404</b>	99.6

<b>(312) David TODD</b>			
1	17:00:32.746	<b>1:45.104</b>	84.2
2	17:02:10.801	<b>1:38.055</b>	84.7
3	17:03:50.006	<b>1:39.205</b>	84.4
4	17:05:28.681	<b>1:38.675</b>	84.2
5	17:07:07.504	<b>1:38.823</b>	84.0
6	17:08:46.151	<b>1:38.647</b>	83.7
7	17:10:24.814	<b>1:38.663</b>	82.1
8	17:12:03.186	<b>1:38.372</b>	83.3
9	17:13:47.801	<b>1:44.615</b>	75.3
10	17:15:35.827	<b>1:48.026</b>	73.9
11	17:17:25.087	<b>1:49.260</b>	75.2
12	17:19:14.094	<b>1:49.007</b>	84.1
13	17:20:51.739	<b>1:37.645</b>	83.9

<b>(291) Mary BARNARD</b>			
1	17:00:37.551	<b>1:50.203</b>	78.6
2	17:02:20.198	<b>1:42.647</b>	78.1
3	17:04:05.686	<b>1:45.488</b>	78.7
4	17:05:47.413	<b>1:41.727</b>	78.2
5	17:07:28.346	<b>1:40.933</b>	77.9
6	17:09:08.749	<b>1:40.403</b>	79.4
7	17:10:50.755	<b>1:42.006</b>	78.7
8	17:12:33.544	<b>1:42.789</b>	78.3
9	17:14:15.754	<b>1:42.210</b>	78.9
10	17:15:59.100	<b>1:43.346</b>	78.3
11	17:17:39.739	<b>1:40.639</b>	79.0
12	17:19:20.681	<b>1:40.942</b>	77.9
13	17:21:01.465	<b>1:40.784</b>	78.1

<b>(13) James McCANN</b>			
1	17:00:36.570	<b>1:48.322</b>	77.9
2	17:02:19.376	<b>1:42.806</b>	75.9
3	17:04:02.139	<b>1:42.763</b>	74.9
4	17:05:44.143	<b>1:42.004</b>	76.0
5	17:07:26.401	<b>1:42.258</b>	75.6
6	17:09:08.484	<b>1:42.083</b>	75.2
7	17:10:50.476	<b>1:41.992</b>	76.6
8	17:12:33.244	<b>1:42.768</b>	75.6
9	17:14:15.577	<b>1:42.333</b>	76.3
10	17:15:57.552	<b>1:41.975</b>	76.3
11	17:17:39.489	<b>1:41.937</b>	75.3
12	17:19:22.584	<b>1:43.095</b>	75.6
13	17:21:05.723	<b>1:43.139</b>	74.2

<b>(146) Nicola FAVOT</b>			
1	17:00:37.397	<b>1:48.000</b>	77.6
2	17:02:21.008	<b>1:43.611</b>	77.9
3	17:04:05.072	<b>1:44.064</b>	77.0
4	17:05:47.454	<b>1:42.382</b>	75.9
5	17:07:29.339	<b>1:41.885</b>	77.3
6	17:09:10.960	<b>1:41.621</b>	76.7
7	17:10:53.104	<b>1:42.144</b>	75.0
8	17:12:35.111	<b>1:42.007</b>	77.0
9	17:14:16.773	<b>1:41.662</b>	77.6
10	17:15:59.138	<b>1:42.365</b>	75.6
11	17:17:42.254	<b>1:43.116</b>	77.1
12	17:19:24.714	<b>1:42.460</b>	77.4

Lap	Time of Day	Lap Tm	SFSpd
13	17:21:06.669	<b>1:41.955</b>	75.5
<b>(84) Peter KOUKOULAS</b>			
1	17:00:35.737	<b>1:46.698</b>	82.1
2	17:02:19.272	<b>1:43.535</b>	80.9
3	17:04:07.016	<b>1:47.744</b>	60.8
4	17:05:51.437	<b>1:44.421</b>	81.9
5	17:07:34.072	<b>1:42.635</b>	82.5
6	17:09:17.789	<b>1:43.717</b>	81.9
7	17:11:00.351	<b>1:42.562</b>	81.0
8	17:12:42.873	<b>1:42.522</b>	81.4
9	17:14:27.571	<b>1:44.698</b>	81.9
10	17:16:10.986	<b>1:43.415</b>	81.7
11	17:17:55.834	<b>1:44.848</b>	82.2
12	17:19:37.342	<b>1:41.508</b>	82.0
13	17:21:18.968	<b>1:41.626</b>	80.3

<b>(53) Stephen REED</b>			
1	17:00:38.994	<b>1:49.027</b>	78.1
2	17:02:21.508	<b>1:42.514</b>	78.0
3	17:04:06.327	<b>1:44.819</b>	77.0
4	17:05:48.702	<b>1:42.375</b>	77.2
5	17:07:31.448	<b>1:42.746</b>	76.8
6	17:09:14.427	<b>1:42.979</b>	76.0
7	17:10:58.191	<b>1:43.764</b>	76.0
8	17:12:42.468	<b>1:44.277</b>	75.3
9	17:14:25.758	<b>1:43.290</b>	77.1
10	17:16:10.021	<b>1:44.263</b>	75.8
11	17:17:55.245	<b>1:45.224</b>	76.0
12	17:19:39.558	<b>1:44.313</b>	77.1
13	17:21:24.319	<b>1:44.761</b>	73.2

<b>(90) Andrew ROBINSON</b>			
1	17:00:40.239	<b>1:49.797</b>	76.8
2	17:02:23.316	<b>1:43.077</b>	76.7
3	17:04:06.958	<b>1:43.642</b>	76.1
4	17:05:50.129	<b>1:43.171</b>	76.4
5	17:07:32.811	<b>1:42.682</b>	77.0
6	17:09:15.359	<b>1:42.548</b>	76.4
7	17:10:58.847	<b>1:43.488</b>	76.9
8	17:12:42.086	<b>1:43.239</b>	75.8
9	17:14:24.869	<b>1:42.783</b>	75.8
10	17:16:17.201	<b>1:52.332</b>	77.0
11	17:18:00.006	<b>1:42.805</b>	76.7
12	17:19:42.622	<b>1:42.616</b>	77.6
13	17:21:28.638	<b>1:46.016</b>	75.2

<b>(129) Paul BARNARD</b>			
1	17:00:40.924	<b>1:50.866</b>	73.0
2	17:02:23.900	<b>1:42.976</b>	75.3
3	17:04:07.418	<b>1:43.518</b>	73.7
4	17:05:50.799	<b>1:43.381</b>	75.7
5	17:07:33.814	<b>1:43.015</b>	74.6
6	17:09:16.984	<b>1:43.170</b>	74.6
7	17:10:59.745	<b>1:42.761</b>	74.6
8	17:12:42.794	<b>1:43.049</b>	74.3
9	17:14:26.588	<b>1:43.794</b>	75.7
10	17:16:10.557	<b>1:43.969</b>	75.2
11	17:17:56.013	<b>1:45.456</b>	74.7
12	17:19:42.285	<b>1:46.272</b>	74.2
13	17:21:28.924	<b>1:46.639</b>	74.4

Clerk of the Course

Sig : Time :  
Chief Timekeeper : Ian Sharp (SMART Timing)

Results available at [www.smart-timing.co.uk](http://www.smart-timing.co.uk) and [www.speedhive.com](http://www.speedhive.com)

Printed: 19/05/2024 17:24:02

Orbits



motor  
sport  
UK

RACE  
WITH  
RESPECT

# DDMC Spring race meeting

## Lapchart

Sports & Saloon Challenge

Croft 2.125 miles

Race 19

19/05/2024 17:00

Race (20:00 Time) started at 16:58:46



Competitors	Laps														
	0	1	2	3	4	5	6	7	8	9	10	11	12	13	
Ian TOWERS (65)	1	65	65	65	65	65	65	65	65	65	65	65	65	65	
Mary BARNARD (291)	2	291	312	312	312	312	312	312	312	312	312	312	312	312	
David TODD (312)	3	312	84	84	13	13	13	13	13	13	13	13	291	291	
James McCANN (13)	4	13	13	13	146	291	291	291	291	291	291	291	13	13	
Peter KOUKOULAS (84)	5	84	146	291	291	146	146	146	146	146	146	146	146	146	
Nicola FAVOT (146)	6	146	291	146	53	53	53	53	53	90	90	53	53	84	84
Stephen REED (53)	7	53	53	53	90	90	90	90	90	53	53	129	84	53	53
Paul BARNARD (129)	8	129	90	90	84	129	129	129	129	129	84	129	129	90	90
Andrew ROBINSON (90)	9	90	129	129	129	84	84	84	84	84	84	90	90	90	129

Clerk of the Course

Orbits

Sig : Time :  
 Chief Timekeeper : Ian Sharp (SMART Timing)  
 Results available at [www.smart-timing.co.uk](http://www.smart-timing.co.uk) and [www.speedhive.com](http://www.speedhive.com)

Printed: 19/05/2024 17:24:23



motor  
sport  
UK

**RACE  
WITH  
RESPECT**