



# CNC HEADS SPORTS / SALOON CAR CHAMPIONSHIP



BARC NW Race Meeting  
Oulton Park International  
12<sup>th</sup> October 2024



OultonPark

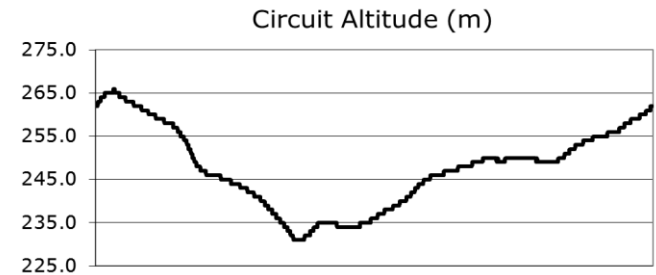
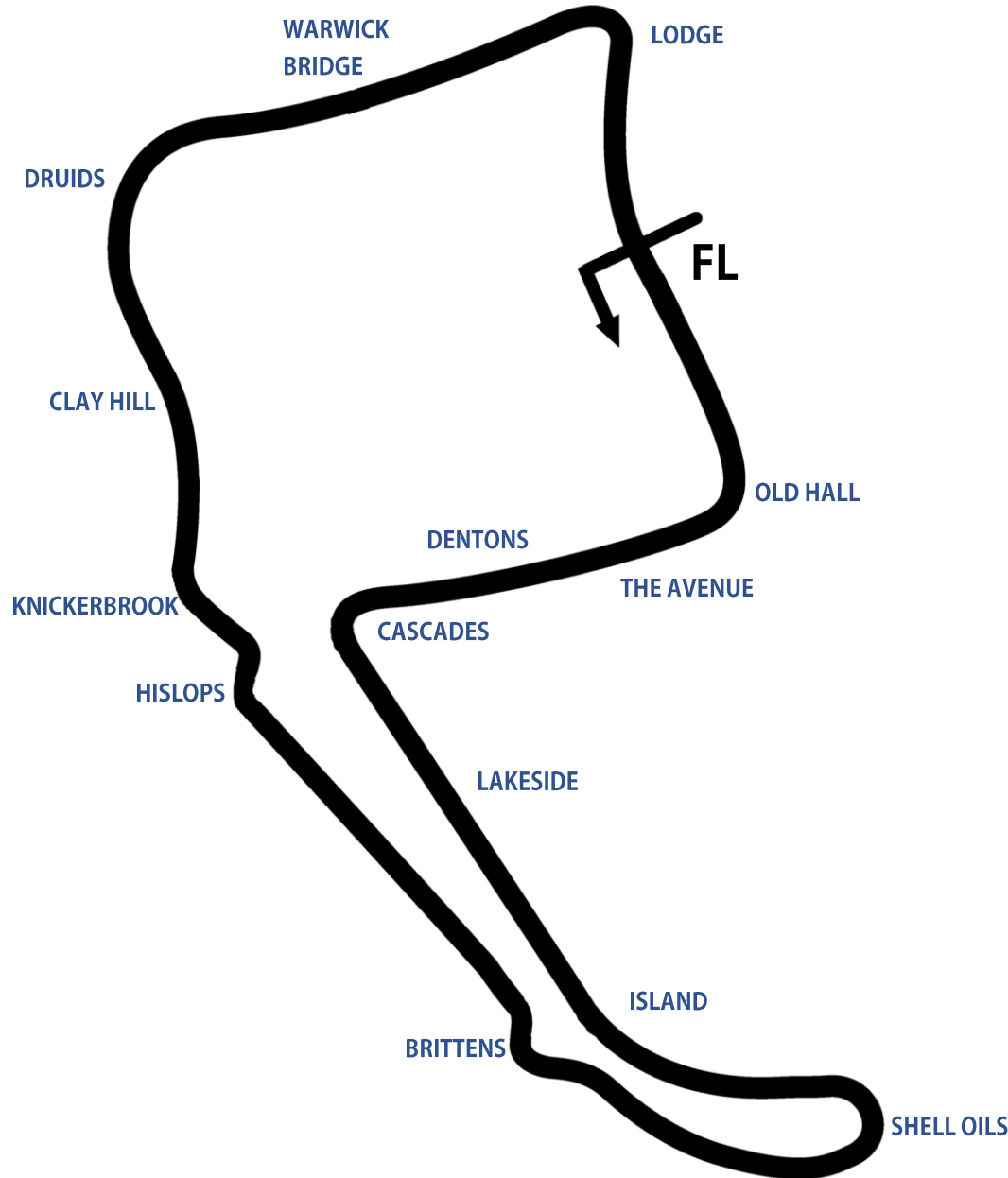
# Oulton Park International Circuit

Little Budworth, Tarporley, Cheshire, UK



SPORTS TIMING

TIMING SOLUTIONS LTD



Length	2.6920 miles   4.332 km   4332.4m		
FL		53.17997 N	2.61294 W
Pit Entry	4314m	53.18011 N	2.61306 W
Pit Exit	180m after FL	53.17836 N	2.61232 W
Pit Entry - Pit Exit	199m, 14.3s @ 50kph, 11.9s @ 60kph		

Results & Live Timing available at – [www.tsl-timing.com](http://www.tsl-timing.com)

Updated - 24/01/2024 11:06

CNC Heads Sports / Saloons Championship

QUALIFYING - RACES 1 & 7 - CLASSIFICATION

POS	NO	CL	PIC	NAME	ENTRY	TIME	ON	LAPS	GAP	DIFF	MPH
1	95	B	1	Ben ROBERTS	Locost 7 RR	1:50.303	5	6			87.86
2	2	B	2	Roddie PATERSON	Caterham C400	1:51.089	5	7	0.786	0.786	87.23
3	7	B	3	Connor MODRO	Westfield Aero	1:51.553	7	9	1.250	0.464	86.87
4	4	B	4	Paul MASTERS	Westfield Wide body	1:51.599	6	8	1.296	0.046	86.84
5	123	A	1	Richard WOOD	Kia Optima	1:51.721	7	8	1.418	0.122	86.74
6	27	A	2	Garry WARDLE	Audi A3	1:52.231	6	8	1.928	0.510	86.35
7	72	B	5	Mark PRIMETT	Banks Lotus Europa	1:53.917	5	8	3.614	1.686	85.07
8	151*	B	6	Deri DAVIES	Darrian T90	1:54.587	7	9	4.284	0.670	84.57
9	21	A	3	Chris PETCH	Ginetta G50	1:55.205	6	8	4.902	0.618	84.12
10	39	B	7	Jamie CRYER	Ginetta G20	1:56.782	6	8	6.479	1.577	82.98
11	58*	D	1	Ryan NELSON	Mini Cooper	1:58.523	6	7	8.220	1.741	81.76
12	77	D	2	Steven PARKER	Ford Fiesta	1:58.726	8	8	8.423	0.203	81.62
13	55	E	1	Paul ROTHEROE	Citroen Xsara VTS	1:59.622	6	9	9.319	0.896	81.01
14	96	C	1	Bod BUCKBY	Caterham 310R	2:00.625	4	8	10.322	1.003	80.34
15	65	B	8	Colin ROBINSON	Ford Escort	2:01.157	8	8	10.854	0.532	79.98
16	128	E	2	Lee BULL	Renault Clio	2:01.399	4	8	11.096	0.242	79.83
17	149	C	2	Gary WARBURTON	Mini Miglia	2:02.731	3	8	12.428	1.332	78.96
18	79	D	3	Clive DIX	Mazda RX7 FD	2:03.679	6	8	13.376	0.948	78.35
19	9	E	3	Cavan TAYLOR	Renault Clio 200	2:06.159	5	8	15.856	2.480	76.81
20	118	D	4	Richard WALKER	Mini F56 Mini Challenge	2:06.521	6	8	16.218	0.362	76.59
21	18	D	5	Jon MADOC JONES	BMW E46 330 Ci	2:06.564	4	8	16.261	0.043	76.57
22	36	B	9	Alek MODRO	Ford Fiesta ST150	2:06.807	8	8	16.504	0.243	76.42
23	15	E	4	Julian WOOD	BMW Compact	2:07.383	5	8	17.080	0.576	76.08
24	176*	E	5	Chris REYNOLDS (R1)	Honda Civic	2:12.665	4	7	22.362	5.282	73.05
25	701	D	6	Peter WHITE	Vauxhall Carlton GSI	2:14.617	3	5	24.314	1.952	71.99
26	26	E	6	Louie DOBSON	Ford Fiesta st 150	2:15.630	6	8	25.327	1.013	71.45
27	53	E	7	Nick HAYNES	Ford Fiesta ST150	2:22.169	5	7	31.866	6.539	68.16
28	34	F	1	Helen ALLEN	Ford Fiesta Zetec S	2:22.514	7	7	32.211	0.345	68.00
29	10	E	8	William BARTLETT (R1)	Renault Clio 182	2:22.807	4	6	32.504	0.293	67.86
30	98	E	9	Matthew JONES	Ford Focus			4			
31	127	E	10	Stuart CONNOLLY	Honda Civic			2			

Comments:

\* Car 701 has no working transponder -please fix as per Blue Book regulations before racing.  
No. 58 - 1 Lap time disallowed; exceeding track limits.  
No. 151 - 2 Lap times disallowed; exceeding track limits.

Weather / Track : Cloudy / Dry

These results are provisional until the conclusion of any judicial and technical matters.

Date: 12/10/2024 Start: 08:30 Finish: 08:55

Oulton Park International: 2.6920 miles

Clerk Of Course: <i>Mark Mitchell</i>	Stewards:	Timekeeper: <i>Eric Couvill</i>	
--	-----------	------------------------------------	---

Results can be found at [www.tsl-timing.com](http://www.tsl-timing.com)

Printed - 09:01 Saturday, 12 October 2024

CNC Heads Sports / Saloons Championship

QUALIFYING - RACES 1 & 7 - 2ND FASTEST CLASSIFICATION

POS	NO	CL	PIC	NAME	ENTRY	TIME	ON	LAPS	GAP	DIFF	MPH
1	95	B	1	Ben ROBERTS	Locost 7 RR	1:50.304	6	6			87.85
2	2	B	2	Roddie PATERSON	Caterham C400	1:52.182	6	7	1.878	1.878	86.38
3	7	B	3	Connor MODRO	Westfield Aero	1:52.261	5	9	1.957	0.079	86.32
4	27	A	1	Garry WARDLE	Audi A3	1:52.724	5	8	2.420	0.463	85.97
5	123	A	2	Richard WOOD	Kia Optima	1:53.005	5	8	2.701	0.281	85.75
6	4	B	4	Paul MASTERS	Westfield Wide body	1:53.620	7	8	3.316	0.615	85.29
7	72	B	5	Mark PRIMETT	Banks Lotus Europa	1:54.497	6	8	4.193	0.877	84.64
8	21	A	3	Chris PETCH	Ginetta G50	1:55.541	5	8	5.237	1.044	83.87
9	151*	B	6	Deri DAVIES	Darrian T90	1:57.324	5	9	7.020	1.783	82.60
10	39	B	7	Jamie CRYER	Ginetta G20	1:58.451	8	8	8.147	1.127	81.81
11	77	D	1	Steven PARKER	Ford Fiesta	1:58.968	7	8	8.664	0.517	81.46
12	58*	D	2	Ryan NELSON	Mini Cooper	2:00.349	4	7	10.045	1.381	80.52
13	55	E	1	Paul ROTHEROE	Citroen Xsara VTS	2:00.612	7	9	10.308	0.263	80.35
14	96	C	1	Bod BUCKBY	Caterham 310R	2:01.415	8	8	11.111	0.803	79.81
15	128	E	2	Lee BULL	Renault Clio	2:01.897	5	8	11.593	0.482	79.50
16	65	B	8	Colin ROBINSON	Ford Escort	2:02.490	6	8	12.186	0.593	79.11
17	79	D	3	Clive DIX	Mazda RX7 FD	2:04.135	5	8	13.831	1.645	78.07
18	149	C	2	Gary WARBURTON	Mini Miglia	2:05.364	4	8	15.060	1.229	77.30
19	118	D	4	Richard WALKER	Mini F56 Mini Challenge	2:07.246	8	8	16.942	1.882	76.16
20	9	E	3	Cavan TAYLOR	Renault Clio 200	2:07.274	4	8	16.970	0.028	76.14
21	36	B	9	Alek MODRO	Ford Fiesta ST150	2:07.829	6	8	17.525	0.555	75.81
22	15	E	4	Julian WOOD	BMW Compact	2:07.847	8	8	17.543	0.018	75.80
23	18	D	5	Jon MADOC JONES	BMW E46 330 Ci	2:08.634	6	8	18.330	0.787	75.34
24	701	D	6	Peter WHITE	Vauxhall Carlton GSI	2:15.229	4	5	24.925	6.595	71.66
25	176*	E	5	Chris REYNOLDS (R1)	Honda Civic	2:15.879	7	7	25.575	0.650	71.32
26	26	E	6	Louie DOBSON	Ford Fiesta st 150	2:16.445	8	8	26.141	0.566	71.02
27	53	E	7	Nick HAYNES	Ford Fiesta ST150	2:22.299	7	7	31.995	5.854	68.10
28	34	F	1	Helen ALLEN	Ford Fiesta Zetec S	2:23.788	5	7	33.484	1.489	67.39
29	10	E	8	William BARTLETT (R1)	Renault Clio 182	2:25.293	3	6	34.989	1.505	66.70
30	98	E	9	Matthew JONES	Ford Focus			4			
31	127	E	10	Stuart CONNOLLY	Honda Civic			2			

Comments:

\* Car 701 has no working transponder -please fix as per Blue Book regulations before racing.

No. 58 - 1 Lap time disallowed; exceeding track limits.

No. 151 - 2 Lap times disallowed; exceeding track limits.

Weather / Track : Cloudy / Dry

These results are provisional until the conclusion of any judicial and technical matters.

Date: 12/10/2024 Start: 08:30 Finish: 08:55

Oulton Park International: 2.6920 miles

Clerk Of Course: <i>Mark Mitchell</i>	Stewards:	Timekeeper: <i>Eric Cowell</i>	
--	-----------	-----------------------------------	---

Results can be found at [www.tsl-timing.com](http://www.tsl-timing.com)

Printed - 09:03 Saturday, 12 October 2024

# BARC NW Race Meeting - Oulton Park Int. - October 12th 2024

## CNC Heads Sports / Saloons Championship

### QUALIFYING - RACES 1 & 7 - LAP ANALYSIS

DIFF = Difference To Personal Best Lap

P1 95 Ben ROBERTS				
LAP	LAP TIME	DIFF	MPH	TIME OF DAY
1 -				08:33:31.519
2 -	10:01.266	8:10.963	16.11	08:43:32.785
3 -	2:07.814	17.511	75.82	08:45:40.599
4 -	1:51.991 (3)	1.688	86.53	08:47:32.590
5 -	<b>1:50.303 (1)</b>		<b>87.86</b>	<b>08:49:22.893</b>
6 -	1:50.304 (2)	0.001	87.85	08:51:13.197

P2 2 Roddie PATERSON				
LAP	LAP TIME	DIFF	MPH	TIME OF DAY
1 -				08:33:29.487
2 -	11:32.467	9:41.378	13.99	08:45:01.954
3 -	1:54.286 (3)	3.197	84.79	08:46:56.240
4 -	1:55.932	4.843	83.59	08:48:52.172
5 -	<b>1:51.089 (1)</b>		<b>87.23</b>	<b>08:50:43.261</b>
6 -	1:52.182 (2)	1.093	86.38	08:52:35.443
7 -	2:03.138	12.049	78.70	08:54:38.581

P3 7 Connor MODRO				
LAP	LAP TIME	DIFF	MPH	TIME OF DAY
1 -				08:33:19.225
2 -	10:08.851	8:17.298	15.91	08:43:28.076
3 -	2:13.056	21.503	72.83	08:45:41.132
4 -	1:59.377	7.824	81.18	08:47:40.509
5 -	1:52.261 (2)	0.708	86.32	08:49:32.770
6 -	1:54.730 (3)	3.177	84.47	08:51:27.500
7 -	<b>1:51.553 (1)</b>		<b>86.87</b>	<b>08:53:19.053</b>
8 -	1:59.596	8.043	81.03	08:55:18.649
9 -	1:54.742	3.189	84.46	08:57:13.391

P4 4 Paul MASTERS				
LAP	LAP TIME	DIFF	MPH	TIME OF DAY
1 -				08:33:09.353
2 -	9:58.375	8:06.776	16.19	08:43:07.728
3 -	1:58.898	7.299	81.50	08:45:06.626
4 -	1:54.102 (3)	2.503	84.93	08:47:00.728
5 -	1:54.404	2.805	84.71	08:48:55.132
6 -	<b>1:51.599 (1)</b>		<b>86.84</b>	<b>08:50:46.731</b>
7 -	1:53.620 (2)	2.021	85.29	08:52:40.351
8 -	2:04.076	12.477	78.10	08:54:44.427

P5 123 Richard WOOD				
LAP	LAP TIME	DIFF	MPH	TIME OF DAY
1 -				08:32:39.897
2 -	10:04.347	8:12.626	16.03	08:42:44.244
3 -	1:57.968	6.247	82.15	08:44:42.212
4 -	1:56.379	4.658	83.27	08:46:38.591
5 -	1:53.005 (2)	1.284	85.75	08:48:31.596
6 -	1:55.319 (3)	3.598	84.03	08:50:26.915
7 -	<b>1:51.721 (1)</b>		<b>86.74</b>	<b>08:52:18.636</b>
8 -	2:10.142 P	18.421	74.46	08:54:28.778

P6 27 Garry WARDLE				
LAP	LAP TIME	DIFF	MPH	TIME OF DAY
1 -				08:33:55.017
2 -	10:15.564	8:23.333	15.74	08:44:10.581
3 -	1:58.659	6.428	81.67	08:46:09.240
4 -	1:54.981 (3)	2.750	84.28	08:48:04.221
5 -	1:52.724 (2)	0.493	85.97	08:49:56.945

DIFF = Difference To Personal Best Lap

6 -	<b>1:52.231 (1)</b>		<b>86.35</b>	<b>08:51:49.176</b>
7 -	2:04.957	12.726	77.55	08:53:54.133
8 -	1:59.419	7.188	81.15	08:55:53.552

P7 72 Mark PRIMETT				
LAP	LAP TIME	DIFF	MPH	TIME OF DAY
1 -				08:32:57.026
2 -	9:57.705	8:03.788	16.21	08:42:54.731
3 -	2:00.055	6.138	80.72	08:44:54.786
4 -	1:55.266 (3)	1.349	84.07	08:46:50.052
5 -	<b>1:53.917 (1)</b>		<b>85.07</b>	<b>08:48:43.969</b>
6 -	1:54.497 (2)	0.580	84.64	08:50:38.466
7 -	1:56.166	2.249	83.42	08:52:34.632
8 -	2:05.519	11.602	77.20	08:54:40.151

P8 151 Deri DAVIES				
LAP	LAP TIME	DIFF	MPH	TIME OF DAY
1 -				08:33:10.575
2 -	10:04.439	8:09.852	16.03	08:43:15.014
3 -	2:02.905	8.318	78.85	08:45:17.919
4 -	2:00.033 (3)	5.446	80.73	08:47:17.952
5 -	1:57.324 (2)	2.737	82.60	08:49:15.276
6 -	<del>1:57.824</del> D	3.234	82.25	08:51:13.097
7 -	<b>1:54.587 (1)</b>		<b>84.57</b>	<b>08:53:07.684</b>
8 -	<del>2:00.484</del> D	5.894	80.43	08:55:08.165
9 -	2:08.044	13.457	75.68	08:57:16.209

P9 21 Chris PETCH				
LAP	LAP TIME	DIFF	MPH	TIME OF DAY
1 -				08:33:43.114
2 -	10:08.135	8:12.930	15.93	08:43:51.249
3 -	2:01.421	6.216	79.81	08:45:52.670
4 -	1:56.245 (3)	1.040	83.36	08:47:48.915
5 -	1:55.541 (2)	0.336	83.87	08:49:44.456
6 -	<b>1:55.205 (1)</b>		<b>84.12</b>	<b>08:51:39.661</b>
7 -	2:16.607	21.402	70.94	08:53:56.268
8 -	1:58.206	3.001	81.98	08:55:54.474

P10 39 Jamie CRYER				
LAP	LAP TIME	DIFF	MPH	TIME OF DAY
1 -				08:32:41.503
2 -	10:53.154	8:56.372	14.83	08:43:34.657
3 -	2:05.133	8.351	77.44	08:45:39.790
4 -	2:03.224	6.442	78.64	08:47:43.014
5 -	1:59.167 (3)	2.385	81.32	08:49:42.181
6 -	<b>1:56.782 (1)</b>		<b>82.98</b>	<b>08:51:38.963</b>
7 -	2:06.600	9.818	76.55	08:53:45.563
8 -	1:58.451 (2)	1.669	81.81	08:55:44.014

P11 58 Ryan NELSON				
LAP	LAP TIME	DIFF	MPH	TIME OF DAY
1 -				08:33:41.268
2 -	10:06.967	8:08.444	15.96	08:43:48.235
3 -	2:04.779 (3)	6.256	77.66	08:45:53.014
4 -	2:00.349 (2)	1.826	80.52	08:47:53.363
5 -	<del>1:58.344</del> D		81.89	08:49:51.704
6 -	<b>1:58.523 (1)</b>		<b>81.76</b>	<b>08:51:50.227</b>
7 -	3:43.298 P	1:44.775	43.40	08:55:33.525

# BARC NW Race Meeting - Oulton Park Int. - October 12th 2024

## CNC Heads Sports / Saloons Championship

### QUALIFYING - RACES 1 & 7 - LAP ANALYSIS

DIFF = Difference To Personal Best Lap

P12 77 Steven PARKER				
LAP	LAP TIME	DIFF	MPH	TIME OF DAY
1 -				08:32:41.858
2 -	10:07.486	8:08.760	15.95	08:42:49.344
3 -	2:13.033	14.307	72.84	08:45:02.377
4 -	2:02.962 (3)	4.236	78.81	08:47:05.339
5 -	2:07.037 P	8.311	76.28	08:49:12.376
6 -	3:15.503	1:16.777	49.57	08:52:27.879
7 -	1:58.968 (2)	0.242	81.46	08:54:26.847
8 -	<b>1:58.726 (1)</b>		<b>81.62</b>	<b>08:56:25.573</b>

P13 55 Paul ROTHEROE				
LAP	LAP TIME	DIFF	MPH	TIME OF DAY
1 -				08:32:45.485
2 -	10:08.888	8:09.266	15.91	08:42:54.373
3 -	2:01.732	2.110	79.61	08:44:56.105
4 -	2:01.636 (3)	2.014	79.67	08:46:57.741
5 -	2:04.460	4.838	77.86	08:49:02.201
6 -	<b>1:59.622 (1)</b>		<b>81.01</b>	<b>08:51:01.823</b>
7 -	2:00.612 (2)	0.990	80.35	08:53:02.435
8 -	2:04.384	4.762	77.91	08:55:06.819
9 -	2:04.212	4.590	78.02	08:57:11.031

P14 96 Bod BUCKBY				
LAP	LAP TIME	DIFF	MPH	TIME OF DAY
1 -				08:32:43.632
2 -	10:10.277	8:09.652	15.88	08:42:53.909
3 -	2:05.202 (3)	4.577	77.40	08:44:59.111
4 -	<b>2:00.625 (1)</b>		<b>80.34</b>	<b>08:46:59.736</b>
5 -	2:07.232	6.607	76.17	08:49:06.968
6 -	2:13.313	12.688	72.69	08:51:20.281
7 -	2:20.125	19.500	69.16	08:53:40.406
8 -	2:01.415 (2)	0.790	79.81	08:55:41.821

P15 65 Colin ROBINSON				
LAP	LAP TIME	DIFF	MPH	TIME OF DAY
1 -				08:33:45.077
2 -	10:38.615	8:37.458	15.17	08:44:23.692
3 -	2:06.652	5.495	76.51	08:46:30.344
4 -	2:03.924	2.767	78.20	08:48:34.268
5 -	2:02.765 (3)	1.608	78.94	08:50:37.033
6 -	2:02.490 (2)	1.333	79.11	08:52:39.523
7 -	2:05.969	4.812	76.93	08:54:45.492
8 -	<b>2:01.157 (1)</b>		<b>79.98</b>	<b>08:56:46.649</b>

P16 128 Lee BULL				
LAP	LAP TIME	DIFF	MPH	TIME OF DAY
1 -				08:33:13.401
2 -	10:11.068	8:09.669	15.85	08:43:24.469
3 -	2:06.116	4.717	76.84	08:45:30.585
4 -	<b>2:01.399 (1)</b>		<b>79.83</b>	<b>08:47:31.984</b>
5 -	2:01.897 (2)	0.498	79.50	08:49:33.881
6 -	2:03.979	2.580	78.16	08:51:37.860
7 -	2:15.064	13.665	71.75	08:53:52.924
8 -	2:02.470 (3)	1.071	79.13	08:55:55.394

P17 149 Gary WARBURTON				
LAP	LAP TIME	DIFF	MPH	TIME OF DAY
1 -				08:33:58.993
2 -	10:15.244	8:12.513	15.75	08:44:14.237

DIFF = Difference To Personal Best Lap

3 -	<b>2:02.731 (1)</b>		<b>78.96</b>	<b>08:46:16.968</b>
4 -	2:05.364 (2)	2.633	77.30	08:48:22.332
5 -	2:14.498	11.767	72.05	08:50:36.830
6 -	2:11.931 (3)	9.200	73.45	08:52:48.761
7 -	2:13.169	10.438	72.77	08:55:01.930
8 -	2:17.963	15.232	70.24	08:57:19.893

P18 79 Clive DIX				
LAP	LAP TIME	DIFF	MPH	TIME OF DAY
1 -				08:32:55.798
2 -	10:20.780	8:17.101	15.61	08:43:16.578
3 -	2:08.165	4.486	75.61	08:45:24.743
4 -	2:04.698 (3)	1.019	77.71	08:47:29.441
5 -	2:04.135 (2)	0.456	78.07	08:49:33.576
6 -	<b>2:03.679 (1)</b>		<b>78.35</b>	<b>08:51:37.255</b>
7 -	2:13.687	10.008	72.49	08:53:50.942
8 -	2:08.600	4.921	75.36	08:55:59.542

P19 9 Cavan TAYLOR				
LAP	LAP TIME	DIFF	MPH	TIME OF DAY
1 -				08:33:47.336
2 -	10:20.470	8:14.311	15.61	08:44:07.806
3 -	2:09.193	3.034	75.01	08:46:16.999
4 -	2:07.274 (2)	1.115	76.14	08:48:24.273
5 -	<b>2:06.159 (1)</b>		<b>76.81</b>	<b>08:50:30.432</b>
6 -	2:08.850 (3)	2.691	75.21	08:52:39.282
7 -	2:15.181	9.022	71.69	08:54:54.463
8 -	2:11.725	5.566	73.57	08:57:06.188

P20 118 Richard WALKER				
LAP	LAP TIME	DIFF	MPH	TIME OF DAY
1 -				08:33:25.658
2 -	10:35.241	8:28.720	15.25	08:44:00.899
3 -	2:14.016	7.495	72.31	08:46:14.915
4 -	2:13.958	7.437	72.34	08:48:28.873
5 -	2:07.370 (3)	0.849	76.08	08:50:36.243
6 -	<b>2:06.521 (1)</b>		<b>76.59</b>	<b>08:52:42.764</b>
7 -	2:07.920	1.399	75.76	08:54:50.684
8 -	2:07.246 (2)	0.725	76.16	08:56:57.930

P21 18 Jon MADOC JONES				
LAP	LAP TIME	DIFF	MPH	TIME OF DAY
1 -				08:32:25.449
2 -	10:13.731	8:07.167	15.79	08:42:39.180
3 -	2:08.946 (3)	2.382	75.15	08:44:48.126
4 -	<b>2:06.564 (1)</b>		<b>76.57</b>	<b>08:46:54.690</b>
5 -	2:12.056	5.492	73.38	08:49:06.746
6 -	2:08.634 (2)	2.070	75.34	08:51:15.380
7 -	2:10.513	3.949	74.25	08:53:25.893
8 -	2:22.900	16.336	67.81	08:55:48.793

P22 36 Alek MODRO				
LAP	LAP TIME	DIFF	MPH	TIME OF DAY
1 -				08:33:12.318
2 -	10:14.815	8:08.008	15.76	08:43:27.133
3 -	2:08.976 (3)	2.169	75.14	08:45:36.109
4 -	2:09.706	2.899	74.71	08:47:45.815
5 -	2:09.276	2.469	74.96	08:49:55.091
6 -	2:07.829 (2)	1.022	75.81	08:52:02.920
7 -	2:12.419	5.612	73.18	08:54:15.339
8 -	<b>2:06.807 (1)</b>		<b>76.42</b>	<b>08:56:22.146</b>

# BARC NW Race Meeting - Oulton Park Int. - October 12th 2024

## CNC Heads Sports / Saloons Championship

### QUALIFYING - RACES 1 & 7 - LAP ANALYSIS

DIFF = Difference To Personal Best Lap

<b>P23 15 Julian WOOD</b>				
LAP	LAP TIME	DIFF	MPH	TIME OF DAY
1 -				08:32:47.044
2 -	10:13.108	8:05.725	15.80	08:43:00.152
3 -	2:14.377	6.994	72.12	08:45:14.529
4 -	2:09.889	2.506	74.61	08:47:24.418
5 -	<b>2:07.383 (1)</b>		<b>76.08</b>	<b>08:49:31.801</b>
6 -	2:09.523 (3)	2.140	74.82	08:51:41.324
7 -	2:15.841	8.458	71.34	08:53:57.165
8 -	2:07.847 (2)	0.464	75.80	08:56:05.012

<b>P24 176 Chris REYNOLDS (R1)</b>				
LAP	LAP TIME	DIFF	MPH	TIME OF DAY
1 -				08:32:33.389
2 -	10:25.823	8:13.158	15.48	08:42:59.212
3 -	2:16.354 (3)	3.689	71.07	08:45:15.566
4 -	<b>2:12.665 (1)</b>		<b>73.05</b>	<b>08:47:28.231</b>
5 -	2:22.231 P	9.566	68.13	08:49:50.462
6 -	3:49.791	1:37.126	42.17	08:53:40.253
7 -	2:15.879 (2)	3.214	71.32	08:55:56.132

<b>P25 701 Peter WHITE</b>				
LAP	LAP TIME	DIFF	MPH	TIME OF DAY
1 -				08:33:42.216
2 -	10:14.999 (3)	8:00.382	15.75	08:43:57.215
3 -	<b>2:14.617 (1)</b>		<b>71.99</b>	<b>08:46:11.832</b>
4 -	2:15.229 (2)	0.612	71.66	08:48:27.061
5 -	2:23.697 P	9.080	67.44	08:50:50.758

<b>P26 26 Louie DOBSON</b>				
LAP	LAP TIME	DIFF	MPH	TIME OF DAY
1 -				08:32:56.571
2 -	10:26.082	8:10.452	15.47	08:43:22.653
3 -	2:18.901	3.271	69.77	08:45:41.554
4 -	2:16.703 (3)	1.073	70.89	08:47:58.257
5 -	2:18.110	2.480	70.17	08:50:16.367
6 -	<b>2:15.630 (1)</b>		<b>71.45</b>	<b>08:52:31.997</b>
7 -	2:20.871	5.241	68.79	08:54:52.868
8 -	2:16.445 (2)	0.815	71.02	08:57:09.313

<b>P27 53 Nick HAYNES</b>				
LAP	LAP TIME	DIFF	MPH	TIME OF DAY
1 -				08:33:41.330
2 -	10:37.583	8:15.414	15.20	08:44:18.913
3 -	2:25.797 (3)	3.628	66.47	08:46:44.710
4 -	2:26.244	4.075	66.26	08:49:10.954
5 -	<b>2:22.169 (1)</b>		<b>68.16</b>	<b>08:51:33.123</b>
6 -	2:34.071	11.902	62.90	08:54:07.194
7 -	2:22.299 (2)	0.130	68.10	08:56:29.493

<b>P28 34 Helen ALLEN</b>				
LAP	LAP TIME	DIFF	MPH	TIME OF DAY
1 -				08:33:39.846
2 -	10:36.393	8:13.879	15.22	08:44:16.239
3 -	2:27.436	4.922	65.73	08:46:43.675
4 -	2:26.450 (3)	3.936	66.17	08:49:10.125
5 -	2:23.788 (2)	1.274	67.39	08:51:33.913
6 -	2:30.313	7.799	64.47	08:54:04.226
7 -	<b>2:22.514 (1)</b>		<b>68.00</b>	<b>08:56:26.740</b>

DIFF = Difference To Personal Best Lap

<b>P29 10 William BARTLETT (R1)</b>				
LAP	LAP TIME	DIFF	MPH	TIME OF DAY
1 -				08:32:42.339
2 -	15:34.224	13:11.417	10.37	08:48:16.563
3 -	2:25.293 (2)	2.486	66.70	08:50:41.856
4 -	<b>2:22.807 (1)</b>		<b>67.86</b>	<b>08:53:04.663</b>
5 -	2:25.689 (3)	2.882	66.52	08:55:30.352
6 -	2:26.657	3.850	66.08	08:57:57.009

<b>P30 98 Matthew JONES</b>				
LAP	LAP TIME	DIFF	MPH	TIME OF DAY
1 -				<b>08:33:03.533</b>
2 -	10:25.997		15.48	08:43:29.530
3 -	7:40.516 P		21.04	08:51:10.046
4 -	3:10.795 P		50.79	08:54:20.841

<b>P31 127 Stuart CONNOLLY</b>				
LAP	LAP TIME	DIFF	MPH	TIME OF DAY
1 -				<b>08:34:00.052</b>
2 -	22:20.449		7.22	08:56:20.501

# BARC NW Race Meeting - Oulton Park Int. - October 12th 2024

## CNC Heads Sports / Saloons Championship

### QUALIFYING - RACES 1 & 7 - STATISTICS

**Competitors Started** 31  
**Planned Start** 2024-10-12 @ 08:00:00.000  
**Actual Start** 2024-10-12 @ 08:30:01.145  
**Finish Time** 2024-10-12 @ 08:55:41.820  
**Track Length** 2.6920mi.  
**Total Laps** 229  
**Total Distance Covered** 616.4745mi.

#### Session Fastest Lap History

NO	CL	NAME	LAP TIME	TIME OF DAY	LAP	VEHICLE
701	D	Peter WHITE	10:14.999	08:43:57.215	2	Vauxhall Carlton GSI
123	A	Richard WOOD	1:57.968	08:44:42.210	3	Kia Optima
123	A	Richard WOOD	1:56.379	08:46:38.590	4	Kia Optima
72	B	Mark PRIMETT	1:55.266	08:46:50.063	4	Banks Lotus Europa
2	B	Roddie PATERSON	1:54.286	08:46:56.228	3	Caterham C400
4	B	Paul MASTERS	1:54.102	08:47:00.719	4	Westfield Wide body
95	B	Ben ROBERTS	1:51.991	08:47:32.587	4	Locost 7 RR
95	B	Ben ROBERTS	1:50.303	08:49:22.890	5	Locost 7 RR

#### Flag History

TYPE	TIME OF DAY
GREEN	08:30:01.145
RED	08:34:21.939
GREEN	08:40:24.430
FINISH	08:55:41.820

#### Flag Statistics

TYPE	COUNT	TOTAL LAPS	TOTAL TIME
Green	2	9	22:24.276
Red	1	0	6:02.490
Safety Car	0	0	0.000
FCY	0	0	0.000



# BARC NW Race Meeting - Oulton Park Int. - October 12th 2024

## CNC Heads Sports / Saloons Championship

### QUALIFYING - RACES 1 & 7 - STATISTICS

CLASS : B

9 Starters

#### Fastest Lap History

NO	NAME	LAP TIME	TIME OF DAY	LAP	VEHICLE
72	Mark PRIMETT	<b>2:00.055</b>	08:44:54.798	3	Banks Lotus Europa
4	Paul MASTERS	<b>1:58.898</b>	08:45:06.617	3	Westfield Wide body
72	Mark PRIMETT	<b>1:55.266</b>	08:46:50.063	4	Banks Lotus Europa
2	Roddie PATERSON	<b>1:54.286</b>	08:46:56.228	3	Caterham C400
4	Paul MASTERS	<b>1:54.102</b>	08:47:00.719	4	Westfield Wide body
95	Ben ROBERTS	<b>1:51.991</b>	08:47:32.587	4	Locost 7 RR
95	Ben ROBERTS	<b>1:50.303</b>	08:49:22.890	5	Locost 7 RR

# BARC NW Race Meeting - Oulton Park Int. - October 12th 2024

## CNC Heads Sports / Saloons Championship

### QUALIFYING - RACES 1 & 7 - STATISTICS

CLASS : E

10 Starters

#### Fastest Lap History

NO	NAME	LAP TIME	TIME OF DAY	LAP	VEHICLE
55	Paul ROTHEROE	2:01.732	08:44:56.097	3	Citroen Xsara VTS
55	Paul ROTHEROE	2:01.636	08:46:57.733	4	Citroen Xsara VTS
128	Lee BULL	2:01.399	08:47:31.985	4	Renault Clio
55	Paul ROTHEROE	1:59.622	08:51:01.815	6	Citroen Xsara VTS

# BARC NW Race Meeting - Oulton Park Int. - October 12th 2024

## CNC Heads Sports / Saloons Championship

### QUALIFYING - RACES 1 & 7 - STATISTICS

CLASS : D

6 Starters

#### Fastest Lap History

NO	NAME	LAP TIME	TIME OF DAY	LAP	VEHICLE
701	Peter WHITE	10:14.999	08:43:57.215	2	Vauxhall Carlton GSI
18	Jon MADOC JONES	2:08.946	08:44:48.116	3	BMW E46 330 CI
79	Clive DIX	2:08.165	08:45:24.746	3	Mazda RX7 FD
58	Ryan NELSON	2:04.779	08:45:53.008	3	Mini Cooper
77	Steven PARKER	2:02.962	08:47:05.335	4	Ford Fiesta
58	Ryan NELSON	2:00.349	08:47:53.359	4	Mini Cooper
58	Ryan NELSON	1:58.523	08:51:50.222	6	Mini Cooper

# BARC NW Race Meeting - Oulton Park Int. - October 12th 2024

## CNC Heads Sports / Saloons Championship

### QUALIFYING - RACES 1 & 7 - STATISTICS

CLASS : A

3 Starters

#### Fastest Lap History

NO	NAME	LAP TIME	TIME OF DAY	LAP	VEHICLE
123	Richard WOOD	1:57.968	08:44:42.210	3	Kia Optima
123	Richard WOOD	1:56.379	08:46:38.590	4	Kia Optima
21	Chris PETCH	1:56.245	08:47:48.912	4	Ginetta G50
27	Garry WARDLE	1:54.981	08:48:04.214	4	Audi A3
123	Richard WOOD	1:53.005	08:48:31.595	5	Kia Optima
27	Garry WARDLE	1:52.724	08:49:56.939	5	Audi A3
27	Garry WARDLE	1:52.231	08:51:49.171	6	Audi A3
123	Richard WOOD	1:51.721	08:52:18.634	7	Kia Optima

# BARC NW Race Meeting - Oulton Park Int. - October 12th 2024

## CNC Heads Sports / Saloons Championship

### QUALIFYING - RACES 1 & 7 - STATISTICS

CLASS : F

1 Starters

#### Fastest Lap History

NO	NAME	LAP TIME	TIME OF DAY	LAP	VEHICLE
34	Helen ALLEN	2:27.436	08:46:43.672	3	Ford Fiesta Zetec S
34	Helen ALLEN	2:26.450	08:49:10.121	4	Ford Fiesta Zetec S
34	Helen ALLEN	2:23.788	08:51:33.910	5	Ford Fiesta Zetec S
34	Helen ALLEN	2:22.514	08:56:26.738	7	Ford Fiesta Zetec S

**BARC NW Race Meeting - Oulton Park Int. - October 12th 2024**

**CNC Heads Sports / Saloons Championship**

**QUALIFYING - RACES 1 & 7 - STATISTICS**

**CLASS : C**

2 Starters

**Fastest Lap History**


NO	NAME	LAP TIME	TIME OF DAY	LAP	VEHICLE
96	Bod BUCKBY	<b>2:05.202</b>	08:44:59.104	3	Caterham 310R
149	Gary WARBURTON	<b>2:02.731</b>	08:46:16.961	3	Mini Miglia
96	Bod BUCKBY	<b>2:00.625</b>	08:46:59.730	4	Caterham 310R

CNC Heads Sports / Saloons Championship

RACE 1 - GRID (20 minutes)


ROW 16	31	127	Stuart CONNOLLY				
ROW 15	29	10	2:22.807 William BARTLETT (R1)	30	98	Matthew JONES	
ROW 14		27	53	2:22.169 Nick HAYNES	28	34	2:22.514 Helen ALLEN
ROW 13	25	701	2:14.617 Peter WHITE	26	26	2:15.630 Louie DOBSON	
ROW 12		23	15	2:07.383 Julian WOOD	24	176	2:12.665 Chris REYNOLDS (R1)
ROW 11	21	18	2:06.564 Jon MADOC JONES	22	36	2:06.807 Alek MODRO	
ROW 10		19	9	2:06.159 Cavan TAYLOR	20	118	2:06.521 Richard WALKER
ROW 9	17	149	2:02.731 Gary WARBURTON	18	79	2:03.679 Clive DIX	
ROW 8		15	65	2:01.157 Colin ROBINSON	16	128	2:01.399 Lee BULL
ROW 7	13	55	1:59.622 Paul ROTHEROE	14	96	2:00.625 Bod BUCKBY	
ROW 6		11	58	1:58.523 Ryan NELSON	12	77	1:58.726 Steven PARKER
ROW 5	9	21	1:55.205 Chris PETCH	10	39	1:56.782 Jamie CRYER	
ROW 4		7	72	1:53.917 Mark PRIMETT	8	151	1:54.587 Deri DAVIES
ROW 3	5	123	1:51.721 Richard WOOD	6	27	1:52.231 Garry WARDLE	
ROW 2		3	7	1:51.553 Connor MODRO	4	4	1:51.599 Paul MASTERS
ROW 1	1	95	1:50.303 Ben ROBERTS	2	2	1:51.089 Roddie PATERSON	

**Pole**



These results are provisional until the conclusion of any judicial and technical matters.

Oulton Park International: 2.6920 miles

Clerk Of Course: <i>Mark Mitchell</i>	Stewards:	Timekeeper: <i>Eric Cowell</i>	
--	-----------	-----------------------------------	---

Results can be found at [www.tsl-timing.com](http://www.tsl-timing.com)


Printed - 09:06 Saturday, 12 October 2024

CNC Heads Sports / Saloons Championship

RACE 1 - GRID (20 minutes)

ROW 16	31	<b>127</b> Stuart CONNOLLY	
ROW 15	29	<b>10</b> 2:22.807 William BARTLETT (R1)	30 <b>98</b> Matthew JONES
ROW 14	27	<b>53</b> 2:22.169 Nick HAYNES	28 <b>34</b> 2:22.514 Helen ALLEN
ROW 13	25	<b>701</b> 2:14.617 Peter WHITE	26 <b>26</b> 2:15.630 Louie DOBSON
ROW 12	23	<b>15</b> 2:07.383 Julian WOOD	24 <b>176</b> 2:12.665 Chris REYNOLDS (R1)
ROW 11	21	<b>18</b> 2:06.564 Jon MADOC JONES	22 <b>36</b> 2:06.807 Alek MODRO
ROW 10	19	<b>9</b> 2:06.159 Cavan TAYLOR	20 <b>118</b> 2:06.521 Richard WALKER
ROW 9	17	<b>149</b> 2:02.731 Gary WARBURTON	18 <b>79</b> 2:03.679 Clive DIX
ROW 8	15	<b>65</b> 2:01.157 Colin ROBINSON	16 <b>128</b> 2:01.399 Lee BULL
ROW 7	13	<b>55</b> 1:59.622 Paul ROTHEROE	14 <b>96</b> 2:00.625 Bod BUCKBY
ROW 6	11	<b>58</b> 1:58.523 Ryan NELSON	12 <b>77</b> 1:58.726 Steven PARKER
ROW 5	9	<b>21</b> 1:55.205 Chris PETCH	10 <b>39</b> 1:56.782 Jamie CRYER
ROW 4	7	<b>72</b> 1:53.917 Mark PRIMETT	8 <b>151</b> 1:54.587 Deri DAVIES
ROW 3	5	<b>123</b> 1:51.721 Richard WOOD	6 <b>27</b> 1:52.231 Garry WARDLE
ROW 2	3	<b>7</b> 1:51.553 Connor MODRO	4 <b>4</b> 1:51.599 Paul MASTERS
ROW 1	1	<b>95</b> 1:50.303 Ben ROBERTS	2 <b>2</b> 1:51.089 Roddie PATERSON

**Pole**



These results are provisional until the conclusion of any judicial and technical matters.

Oulton Park International: 2.6920 miles

Clerk Of Course: <i>Mark Mitchell</i>	Stewards:	Timekeeper: <i>Eric Cowell</i>	
--	-----------	-----------------------------------	---

Results can be found at [www.tsl-timing.com](http://www.tsl-timing.com)

Printed - 09:06 Saturday, 12 October 2024




CNC Heads Sports / Saloons Championship

RACE 7 - GRID (20 minutes)

ROW 16	31	<b>127</b> Stuart CONNOLLY	
ROW 15	29	<b>10</b> Georgina BARTLETT (R2)	30 <b>98</b> Matthew JONES
ROW 14	27	<b>53</b> 2:22.299 Nick HAYNES	28 <b>34</b> 2:23.788 Helen ALLEN
ROW 13	25	<b>176</b> Rob PHILLIPS (R2)	26 <b>26</b> 2:16.445 Louie DOBSON
ROW 12	23	<b>18</b> 2:08.634 Jon MADOC JONES	24 <b>701</b> 2:15.229 Peter WHITE
ROW 11	21	<b>36</b> 2:07.829 Alek MODRO	22 <b>15</b> 2:07.847 Julian WOOD
ROW 10	19	<b>118</b> 2:07.246 Richard WALKER	20 <b>9</b> 2:07.274 Cavan TAYLOR
ROW 9	17	<b>79</b> 2:04.135 Clive DIX	18 <b>149</b> 2:05.364 Gary WARBURTON
ROW 8	15	<b>128</b> 2:01.897 Lee BULL	16 <b>65</b> 2:02.490 Colin ROBINSON
ROW 7	13	<b>55</b> 2:00.612 Paul ROTHEROE	14 <b>96</b> 2:01.415 Bod BUCKBY
ROW 6	11	<b>77</b> 1:58.968 Steven PARKER	12 <b>58</b> 2:00.349 Ryan NELSON
ROW 5	9	<b>151</b> 1:57.324 Deri DAVIES	10 <b>39</b> 1:58.451 Jamie CRYER
ROW 4	7	<b>72</b> 1:54.497 Mark PRIMETT	8 <b>21</b> 1:55.541 Chris PETCH
ROW 3	5	<b>123</b> 1:53.005 Richard WOOD	6 <b>4</b> 1:53.620 Paul MASTERS
ROW 2	3	<b>7</b> 1:52.261 Connor MODRO	4 <b>27</b> 1:52.724 Garry WARDLE
ROW 1	1	<b>95</b> 1:50.304 Ben ROBERTS	2 <b>2</b> 1:52.182 Roddie PATERSON

**Pole**



These results are provisional until the conclusion of any judicial and technical matters.

Oulton Park International: 2.6920 miles

Clerk Of Course: <i>Mark Mitchell</i>	Stewards:	Timekeeper: <i>Eric Cowell</i>	
--	-----------	-----------------------------------	---

Results can be found at [www.tsl-timing.com](http://www.tsl-timing.com)

Printed - 09:10 Saturday, 12 October 2024

# BARC NW Race Meeting - Oulton Park Int. - October 12th 2024



CNC engineered gas flowed cylinder heads  
cncheads.co.uk

Sports/Saloon Car Championship Organised by the British Automobile Racing Club (NW Centre)

## CNC Heads Sports / Saloons Championship

### RACE 1 - CLASSIFICATION

Race Distance: 11 Laps / 29.61 miles

POS	NO	CL	PIC	NAME	ENTRY	LAPS	TIME	GAP	DIFF	MPH	BEST	ON	GRD	↑↓
1	123	A	1	Richard WOOD	Kia Solution F	11	20:19.450			87.41	1:47.685	8	5	4
2	95	B	1	Ben ROBERTS	Locost 7 RR	11	20:39.548	20.098	20.098	86.00	1:48.057	4	1	-1
3	4	B	2	Paul MASTERS	Westfield Wide body	11	20:41.867	22.417	2.319	85.84	1:50.387	8	4	1
4	151	B	3	Deri DAVIES	Darrian T90	11	20:45.418	25.968	3.551	85.59	1:49.257	3	8	4
5	72	B	4	Mark PRIMETT	Banks Lotus Europa	11	20:47.487	28.037	2.069	85.45	1:50.062	8	7	2
6	27	A	2	Garry WARDLE	Audi A3	11	20:48.405	28.955	0.918	85.39	1:50.774	8	6	0
7	39	B	5	Jamie CRYER	Ginetta G20	11	20:56.496	37.046	8.091	84.84	1:52.476	7	10	3
8	2*	B	6	Roddie PATERSON	Caterham C400	11	21:39.616	1:20.166	43.120	82.02	1:47.258	4	2	-6
9	55	E	1	Paul ROTHEROE	Citroen Xsara VTS	11	21:53.563	1:34.113	13.947	81.15	1:57.712	9	13	4
10	77	D	1	Steven PARKER	Ford Fiesta	11	22:02.903	1:43.453	9.340	80.58	1:57.098	9	12	2
11	65	B	7	Colin ROBINSON	Ford Escort	11	22:04.394	1:44.944	1.491	80.49	1:57.604	9	15	4
12	128	E	2	Lee BULL	Renault Clio	11	22:06.083	1:46.633	1.689	80.39	1:57.731	11	16	4
13	21	A	3	Chris PETCH	Ginetta G50	10	20:20.393	1 Lap	1 Lap	79.41	1:53.428	10	9	-4
14	79	D	2	Clive DIX	Mazda RX7 FD	10	20:26.227	1 Lap	5.834	79.03	1:58.870	10	18	4
15	96	C	1	Bod BUCKBY	Caterham 310R	10	20:28.659	1 Lap	2.432	78.87	1:59.496	10	14	-1
16	118	D	3	Richard WALKER	Mini F56 Mini Challenge	10	20:37.587	1 Lap	8.928	78.30	2:00.235	7	20	4
17	9	E	3	Cavan TAYLOR	Renault Clio 200	10	21:23.042	1 Lap	45.455	75.53	2:06.375	9	19	2
18	18	D	4	Jon MADOC JONES	BMW E46 330 Ci	10	21:38.508	1 Lap	15.466	74.63	2:07.706	9	21	3
19	15	E	4	Julian WOOD	BMW Compact	10	21:43.650	1 Lap	5.142	74.33	2:02.666	9	23	4
20	701	D	5	Peter WHITE	Vauxhall Carlton GSI	10	21:56.225	1 Lap	12.575	73.62	2:07.146	9	25	5
21	26	E	5	Louie DOBSON	Ford Fiesta st 150	10	22:05.910	1 Lap	9.685	73.09	2:09.437	8	26	5
22	176	E	6	Chris REYNOLDS	Honda Civic	10	22:13.566	1 Lap	7.656	72.67	2:06.721	10	24	2
23	53	E	7	Nick HAYNES	Ford Fiesta ST150	9	20:53.609	2 Laps	1 Lap	69.57	2:14.049	6	27	4
24	34	F	1	Helen ALLEN	Ford Fiesta Zetec S	9	21:15.595	2 Laps	21.986	68.37	2:14.164	9	28	4
25	10	E	8	Georgina BARTLETT	Renault Clio 182	9	21:16.586	2 Laps	0.991	68.32	2:14.404	9		

#### NOT CLASSIFIED

DNF	36	B		Alek MODRO	Ford Fiesta ST150	8	16:38.034	3 Laps	1 Lap	77.68	1:59.043	7	22	
DNF	127	E		Stuart CONNOLLY	Honda Civic	6	13:28.958	5 Laps	2 Laps	71.87	2:05.724	2	31	
DNF	149	C		Gary WARBURTON	Mini Miglia	3	6:30.910	8 Laps	3 Laps	74.37	2:01.449	3	17	
DNF	98	E		Matthew JONES	Ford Focus	3	14:05.697	8 Laps	7:34.786	34.37			30	
DNF	58	D		Ryan NELSON	Mini Cooper	2	7:22.067	9 Laps	1 Lap	43.84			11	
DNF	7	B		Connor MODRO	Westfield Aero	0							3	

#### FASTEST LAP

2	B			Roddie PATERSON	Caterham C400	4	1:47.258			90.35 mph			145.41 kph	
123	A			Richard WOOD	Kia Solution F	8	1:47.685			89.99 mph			144.83 kph	
77	D			Steven PARKER	Ford Fiesta	9	1:57.098			82.76 mph			133.19 kph	
55	E			Paul ROTHEROE	Citroen Xsara VTS	9	1:57.712			82.33 mph			132.49 kph	
96	C			Bod BUCKBY	Caterham 310R	10	1:59.496			81.10 mph			130.52 kph	
34	F			Helen ALLEN	Ford Fiesta Zetec S	9	2:14.164			72.23 mph			116.25 kph	

#### Comments:

\* Car 2 - 10 second start line penalty applied.

Weather / Track : Bright / Dry

These results are provisional until the conclusion of any judicial and technical matters.

Date: 12/10/2024 Start: 12:01 Finish: 12:21

Oulton Park International: 2.6920 miles

Clerk Of Course:

*Mark Mitchell*

Stewards:

Timekeeper:

*Eric Cowell*



Results can be found at [www.tsl-timing.com](http://www.tsl-timing.com)

Printed - 12:25 Saturday, 12 October 2024



# BARC NW Race Meeting - Oulton Park Int. - October 12th 2024

## CNC Heads Sports / Saloons Championship

### RACE 1 - LAP CHART

LAP 1 @ 12:03:08.700			LAP 2 @ 12:04:57.905			LAP 3 @ 12:06:49.271			LAP 4 @ 12:08:37.328			LAP 5 @ 12:10:26.316		
NO	BEHIND	LAP TIME	NO	BEHIND	LAP TIME	NO	BEHIND	LAP TIME	NO	BEHIND	LAP TIME	NO	BEHIND	LAP TIME
95		1:52.882	95		1:49.205	95		1:51.366	95		1:48.057	2		1:47.650
2	4.030	1:56.912	2	5.012	1:50.187	2	2.137	1:48.491	58	2 Laps	4:18.340 P	123	4.419	1:48.905
123	6.326	1:59.208	123	6.976	1:49.855	123	4.398	1:48.788	2	1.338	1:47.258	176	1 Lap	2:16.894
4	6.678	1:59.560	4	8.988	1:51.515	4	8.246	1:50.624	34	1 Lap	2:20.229	95	9.335	1:58.323
151	8.455	2:01.337	151	10.797	1:51.547	151	8.688	1:49.257	123	4.502	1:48.161	151	15.366	1:52.721
27	9.483	2:02.365	27	14.517	1:54.239	27	16.563	1:53.412	10	1 Lap	2:20.082	4	16.440	1:53.986
72	10.030	2:02.912	72	14.858	1:54.033	72	17.167	1:53.675	4	11.442	1:51.253	53	1 Lap	2:18.687
39	11.063	2:03.945	39	15.651	1:53.793	39	18.725	1:54.440	151	11.633	1:51.002	27	23.996	1:51.634
55	14.997	2:07.879	55	25.644	1:59.852	55	32.829	1:58.551	27	21.350	1:52.844	72	26.504	1:52.992
21	16.198	2:09.080	65	32.465	2:01.653	65	40.479	1:59.380	72	22.500	1:53.390	39	28.977	1:54.642
96	19.415	2:12.297	77	33.179	2:02.691	77	41.552	1:59.739	39	23.323	1:52.655	34	1 Lap	2:20.907
77	19.693	2:12.575	128	33.768	2:02.261	128	42.312	1:59.910	55	42.684	1:57.912	10	1 Lap	2:21.064
65	20.017	2:12.899	96	36.328	2:06.118	96	47.139	2:02.177	65	50.655	1:58.233	55	53.030	1:59.334
128	20.712	2:13.594	79	39.396	2:05.156	79	50.888	2:02.858	77	52.125	1:58.630	65	1:01.548	1:59.881
79	23.445	2:16.327	118	43.252	2:04.298	118	54.068	2:02.182	128	52.526	1:58.271	77	1:02.784	1:59.647
9	26.271	2:19.153	9	44.866	2:07.800	149	57.457	2:01.449	96	1:00.890	2:01.808	128	1:03.158	1:59.620
18	27.603	2:20.485	149	47.374	2:07.032	9	1:00.146	2:06.646	79	1:05.331	2:02.500	96	1:15.135	2:03.233
118	28.159	2:21.041	18	48.167	2:09.769	36	1:00.237	2:03.185	118	1:06.811	2:00.800	79	1:17.060	2:00.717
36	28.944	2:21.826	36	48.418	2:08.679	21	1:01.350	1:59.271	21	1:10.950	1:57.657	21	1:20.237	1:58.275
149	29.547	2:22.429	127	49.352	2:05.724	18	1:05.134	2:08.333	36	1:13.346	2:01.166	118	1:21.024	2:03.201
127	32.833	2:25.715	21	53.445	2:26.452	127	1:05.553	2:07.567	9	1:18.764	2:06.675	36	1:24.268	1:59.910
26	34.586	2:27.468	26	59.259	2:13.878	26	1:19.213	2:11.320	18	1:25.372	2:08.295	9	1:36.969	2:07.193
176	37.012	2:29.894	701	1:02.149	2:12.567	701	1:21.846	2:11.063	127	1:33.326	2:15.830	18	1:45.857	2:09.473
701	38.787	2:31.669	176	1:03.168	2:15.361	15	1:25.002	2:07.790	26	1:41.963	2:10.807			
98	41.682	2:34.564 P	15	1:08.578	2:08.963	176	1:25.832	2:14.030	701	1:44.855	2:11.066			
53	48.259	2:41.141	53	1:15.776	2:16.722	53	1:41.809	2:17.399	15	1:47.028	2:10.083			
15	48.820	2:41.702	34	1:23.486	2:23.013									
34	49.678	2:42.560	10	1:24.482	2:22.134									
10	51.553	2:44.435												
58	1:10.845	3:03.727 P												

# BARC NW Race Meeting - Oulton Park Int. - October 12th 2024

## CNC Heads Sports / Saloons Championship

### RACE 1 - LAP CHART

LAP 6 @ 12:12:14.748			LAP 7 @ 12:14:02.738			LAP 8 @ 12:15:51.073			LAP 9 @ 12:17:48.612			LAP 10 @ 12:19:42.006		
NO	BEHIND	LAP TIME	NO	BEHIND	LAP TIME	NO	BEHIND	LAP TIME	NO	BEHIND	LAP TIME	NO	BEHIND	LAP TIME
2		1:48.432	2		1:47.990	2		1:48.335	123		1:51.946	123		1:53.394
127	1 Lap	2:09.650	123	6.243	1:47.787	123	5.593	1:47.685	118	1 Lap	2:03.225	21	1 Lap	1:58.261
123	6.446	1:50.459	9	1 Lap	2:08.011	9	1 Lap	2:07.066	36	1 Lap	2:04.456	79	1 Lap	2:00.767
95	15.043	1:54.140	18	1 Lap	2:08.575	95	29.788	1:52.788	34	2 Laps	2:21.727	96	1 Lap	2:02.575
26	1 Lap	2:10.636	95	25.335	1:58.282	4	31.723	1:50.387	10	2 Laps	2:20.489	118	1 Lap	2:00.410
701	1 Lap	2:08.423	151	29.303	1:55.146	151	31.911	1:50.943	95	23.310	1:51.061	53	2 Laps	2:17.235
15	1 Lap	2:07.315	4	29.671	1:55.388	27	34.860	1:50.774	4	24.778	1:50.594	95	20.558	1:50.642
98	4 Laps	8:45.664	27	32.421	1:53.082	72	35.205	1:50.062	151	25.094	1:50.722	4	22.483	1:51.099
151	22.147	1:55.213	72	33.478	1:52.156	18	1 Lap	2:08.159	27	30.400	1:53.079	151	23.484	1:51.784
4	22.273	1:54.265	701	1 Lap	2:08.534	39	41.978	1:52.765	72	31.033	1:53.367	27	28.863	1:51.857
27	27.329	1:51.765	26	1 Lap	2:10.277	701	1 Lap	2:08.363	9	1 Lap	2:06.906	72	29.228	1:51.589
72	29.312	1:51.240	39	37.548	1:52.476	15	1 Lap	2:05.898	39	37.017	1:52.578	34	2 Laps	2:18.487
176	1 Lap	2:12.200	15	1 Lap	2:10.532	26	1 Lap	2:12.730	18	1 Lap	2:08.685	10	2 Laps	2:18.530
39	33.062	1:52.517	127	1 Lap	2:24.472 P	176	1 Lap	2:07.805	15	1 Lap	2:05.974	39	36.421	1:52.798
53	1 Lap	2:17.005	176	1 Lap	2:11.931	55	1:23.553	1:58.053	701	1 Lap	2:08.124	9	1 Lap	2:06.375
55	1:03.492	1:58.894	55	1:13.835	1:58.333	65	1:32.453	1:57.844	26	1 Lap	2:09.437	18	1 Lap	2:07.706
34	1 Lap	2:17.109	53	1 Lap	2:14.049	77	1:33.727	1:58.553	2	1:16.521	3:14.060	2	1:14.573	1:51.446
10	1 Lap	2:17.074	98	4 Laps	2:45.468 P	128	1:35.522	1:59.048	55	1:23.726	1:57.712	15	1 Lap	2:02.666
65	1:10.810	1:57.694	65	1:22.944	2:00.124	53	1 Lap	2:16.035	176	1 Lap	2:09.951	701	1 Lap	2:07.146
77	1:12.755	1:58.403	77	1:23.509	1:58.744	96	1:51.333	1:59.889	65	1:32.518	1:57.604	55	1:28.636	1:58.304
128	1:13.220	1:58.494	128	1:24.809	1:59.579	79	1:51.335	1:59.019	77	1:33.286	1:57.098	26	1 Lap	2:09.555
96	1:27.533	2:00.830	34	1 Lap	2:17.399	21	1:53.449	1:57.720	128	1:37.692	1:59.709	77	1:38.478	1:58.586
79	1:27.879	1:59.251	10	1 Lap	2:18.374							65	1:40.335	2:01.211
21	1:28.137	1:56.332	96	1:39.779	2:00.236							176	1 Lap	2:08.779
118	1:33.398	2:00.806	79	1:40.651	2:00.762							128	1:42.164	1:57.866
36	1:35.605	1:59.769	21	1:44.064	2:03.917									
			118	1:45.643	2:00.235									
			36	1:46.658	1:59.043									

# BARC NW Race Meeting - Oulton Park Int. - October 12th 2024

## CNC Heads Sports / Saloons Championship

### RACE 1 - LAP CHART

**LAP 11 @ 12:21:35.268**

NO	BEHIND	LAP TIME
123		1:53.262
21	1 Lap	1:53.428
79	1 Lap	1:58.870
96	1 Lap	1:59.496
118	1 Lap	2:01.389
95	20.098	1:52.802
4	22.417	1:53.196
151	25.968	1:55.746
72	28.037	1:52.071
27	28.955	1:53.354
53	2 Laps	2:15.336
39	37.046	1:53.887
34	2 Laps	2:14.164
10	2 Laps	2:14.404
9	1 Lap	2:07.217
2	1:10.166	1:48.855
18	1 Lap	2:09.028
15	1 Lap	2:02.727
55	1:34.113	1:58.739
701	1 Lap	2:09.270
77	1:43.453	1:58.237
65	1:44.944	1:57.871
26	1 Lap	2:09.802
128	1:46.633	1:57.731
176	1 Lap	2:06.721

# BARC NW Race Meeting - Oulton Park Int. - October 12th 2024

## CNC Heads Sports / Saloons Championship

### RACE 1 - POSITION CHART

No	Name	Lap Pos											
			1	2	3	4	5	6	7	8	9	10	11
95	ROBERTS	1	95	95	95	95	2	2	2	2	123	123	123
2	PATERSON	2	2	2	2	2	123	123	123	123	95	95	95
7	MODRO	3	123	123	123	123	95	95	95	95	4	4	4
4	MASTERS	4	4	4	4	4	151	151	151	4	151	151	151
123	WOOD	5	151	151	151	151	4	4	4	151	27	27	72
27	WARDLE	6	27	27	27	27	27	27	27	27	72	72	27
72	PRIMETT	7	72	72	72	72	72	72	72	72	39	39	39
151	DAVIES	8	39	39	39	39	39	39	39	39	2	2	2
21	PETCH	9	55	55	55	55	55	55	55	55	55	55	55
39	CRYER	10	21	65	65	65	65	65	65	65	65	77	77
58	NELSON	11	96	77	77	77	77	77	77	77	77	65	65
77	PARKER	12	77	128	128	128	128	128	128	128	128	128	128
55	ROTHEROE	13	65	96	96	96	96	96	96	96	21	21	
96	BUCKBY	14	128	79	79	79	79	79	79	79	79	79	79
65	ROBINSON	15	79	118	118	118	21	21	21	21	96	96	
128	BULL	16	9	9	149	21	118	118	118	118	118	118	
149	WARBURTON	17	18	149	9	36	36	36	36	36	9	9	
79	DIX	18	118	18	36	9	9	9	9	9	18	18	
9	TAYLOR	19	36	36	21	18	18	18	18	18	15	15	
118	WALKER	20	149	127	18	127	127	701	701	15	701	701	
18	MADOC JONES	21	127	21	127	26	26	26	15	701	26	26	
36	MODRO	22	26	26	26	701	701	15	26	26	176	176	
15	WOOD	23	176	701	701	15	15	127	176	176	53		
176	REYNOLDS	24	701	176	15	176	176	176	53	53	34		
701	WHITE	25	98	15	176	53	53	53	34	34	10		
26	DOBSON	26	53	53	53	34	34	34	10	10			
53	HAYNES	27	15	34	34	10	10	10					
34	ALLEN	28	34	10	10								
98	JONES	29	10	58	98								
127	CONNOLLY	30	58	98									
10	BARTLETT	31											

# BARC NW Race Meeting - Oulton Park Int. - October 12th 2024

## CNC Heads Sports / Saloons Championship

### RACE 1 - LAP ANALYSIS

DIFF = Difference To Personal Best Lap

P1 123 Richard WOOD				
LAP	LAP TIME	DIFF	MPH	TIME OF DAY
1 -	1:59.208	11.523	81.29	12:03:15.026
2 -	1:49.855	2.170	88.21	12:05:04.881
3 -	1:48.788	1.103	89.08	12:06:53.669
4 -	1:48.161 (3)	0.476	89.60	12:08:41.830
5 -	1:48.905	1.220	88.98	12:10:30.735
6 -	1:50.459	2.774	87.73	12:12:21.194
7 -	1:47.787 (2)	0.102	89.91	12:14:08.981
<b>8 -</b>	<b>1:47.685 (1)</b>		<b>89.99</b>	<b>12:15:56.666</b>
9 -	1:51.946	4.261	86.57	12:17:48.612
10 -	1:53.394	5.709	85.46	12:19:42.006
11 -	1:53.262	5.577	85.56	12:21:35.268

P2 95 Ben ROBERTS				
LAP	LAP TIME	DIFF	MPH	TIME OF DAY
1 -	1:52.882	4.825	85.85	12:03:08.700
2 -	1:49.205 (2)	1.148	88.74	12:04:57.905
3 -	1:51.366	3.309	87.02	12:06:49.271
<b>4 -</b>	<b>1:48.057 (1)</b>		<b>89.68</b>	<b>12:08:37.328</b>
5 -	1:58.323	10.266	81.90	12:10:35.651
6 -	1:54.140	6.083	84.90	12:12:29.791
7 -	1:58.282	10.225	81.93	12:14:28.073
8 -	1:52.788	4.731	85.92	12:16:20.861
9 -	1:51.061	3.004	87.26	12:18:11.922
10 -	1:50.642 (3)	2.585	87.59	12:20:02.564
11 -	1:52.802	4.745	85.91	12:21:55.366

P3 4 Paul MASTERS				
LAP	LAP TIME	DIFF	MPH	TIME OF DAY
1 -	1:59.560	9.173	81.05	12:03:15.378
2 -	1:51.515	1.128	86.90	12:05:06.893
3 -	1:50.624 (3)	0.237	87.60	12:06:57.517
4 -	1:51.253	0.866	87.11	12:08:48.770
5 -	1:53.986	3.599	85.02	12:10:42.756
6 -	1:54.265	3.878	84.81	12:12:37.021
7 -	1:55.388	5.001	83.98	12:14:32.409
<b>8 -</b>	<b>1:50.387 (1)</b>		<b>87.79</b>	<b>12:16:22.796</b>
9 -	1:50.594 (2)	0.207	87.62	12:18:13.390
10 -	1:51.099	0.712	87.23	12:20:04.489
11 -	1:53.196	2.809	85.61	12:21:57.685

P4 151 Deri DAVIES				
LAP	LAP TIME	DIFF	MPH	TIME OF DAY
1 -	2:01.337	12.080	79.87	12:03:17.155
2 -	1:51.547	2.290	86.88	12:05:08.702
<b>3 -</b>	<b>1:49.257 (1)</b>		<b>88.70</b>	<b>12:06:57.959</b>
4 -	1:51.002	1.745	87.30	12:08:48.961
5 -	1:52.721	3.464	85.97	12:10:41.682
6 -	1:55.213	5.956	84.11	12:12:36.895
7 -	1:55.146	5.889	84.16	12:14:32.041
8 -	1:50.943 (3)	1.686	87.35	12:16:22.984
9 -	1:50.722 (2)	1.465	87.52	12:18:13.706
10 -	1:51.784	2.527	86.69	12:20:05.490
11 -	1:55.746	6.489	83.72	12:22:01.236

P5 72 Mark PRIMETT				
LAP	LAP TIME	DIFF	MPH	TIME OF DAY
1 -	2:02.912	12.850	78.84	12:03:18.730
2 -	1:54.033	3.971	84.98	12:05:12.763
3 -	1:53.675	3.613	85.25	12:07:06.438

DIFF = Difference To Personal Best Lap

4 -	1:53.390	3.328	85.46	12:08:59.828
5 -	1:52.992	2.930	85.76	12:10:52.820
6 -	1:51.240 (2)	1.178	87.12	12:12:44.060
7 -	1:52.156	2.094	86.40	12:14:36.216
<b>8 -</b>	<b>1:50.062 (1)</b>		<b>88.05</b>	<b>12:16:26.278</b>
9 -	1:53.367	3.305	85.48	12:18:19.645
10 -	1:51.589 (3)	1.527	86.84	12:20:11.234
11 -	1:52.071	2.009	86.47	12:22:03.305

P6 27 Garry WARDLE				
LAP	LAP TIME	DIFF	MPH	TIME OF DAY
1 -	2:02.365	11.591	79.19	12:03:18.183
2 -	1:54.239	3.465	84.83	12:05:12.422
3 -	1:53.412	2.638	85.45	12:07:05.834
4 -	1:52.844	2.070	85.88	12:08:58.678
5 -	1:51.634 (2)	0.860	86.81	12:10:50.312
6 -	1:51.765 (3)	0.991	86.71	12:12:42.077
7 -	1:53.082	2.308	85.70	12:14:35.159
<b>8 -</b>	<b>1:50.774 (1)</b>		<b>87.48</b>	<b>12:16:25.933</b>
9 -	1:53.079	2.305	85.70	12:18:19.012
10 -	1:51.857	1.083	86.64	12:20:10.869
11 -	1:53.354	2.580	85.49	12:22:04.223

P7 39 Jamie CRYER				
LAP	LAP TIME	DIFF	MPH	TIME OF DAY
1 -	2:03.945	11.469	78.18	12:03:19.763
2 -	1:53.793	1.317	85.16	12:05:13.556
3 -	1:54.440	1.964	84.68	12:07:07.996
4 -	1:52.655	0.179	86.02	12:09:00.651
5 -	1:54.642	2.166	84.53	12:10:55.293
6 -	1:52.517 (2)	0.041	86.13	12:12:47.810
<b>7 -</b>	<b>1:52.476 (1)</b>		<b>86.16</b>	<b>12:14:40.286</b>
8 -	1:52.765	0.289	85.94	12:16:33.051
9 -	1:52.578 (3)	0.102	86.08	12:18:25.629
10 -	1:52.798	0.322	85.91	12:20:18.427
11 -	1:53.887	1.411	85.09	12:22:12.314

P8 2 Roddie PATERSON				
LAP	LAP TIME	DIFF	MPH	TIME OF DAY
1 -	1:56.912	9.654	82.89	12:03:12.730
2 -	1:50.187	2.929	87.95	12:05:02.917
3 -	1:48.491	1.233	89.32	12:06:51.408
<b>4 -</b>	<b>1:47.258 (1)</b>		<b>90.35</b>	<b>12:08:38.666</b>
5 -	1:47.650 (2)	0.392	90.02	12:10:26.316
6 -	1:48.432	1.174	89.37	12:12:14.748
7 -	1:47.990 (3)	0.732	89.74	12:14:02.738
8 -	1:48.335	1.077	89.45	12:15:51.073
9 -	3:14.060	1:26.802	49.93	12:19:05.133
10 -	1:51.446	4.188	86.95	12:20:56.579
11 -	1:48.855	1.597	89.02	12:22:45.434

P9 55 Paul ROTHEROE				
LAP	LAP TIME	DIFF	MPH	TIME OF DAY
1 -	2:07.879	10.167	75.78	12:03:23.697
2 -	1:59.852	2.140	80.86	12:05:23.549
3 -	1:58.551	0.839	81.74	12:07:22.100
4 -	1:57.912 (2)	0.200	82.19	12:09:20.012
5 -	1:59.334	1.622	81.21	12:11:19.346
6 -	1:58.894	1.182	81.51	12:13:18.240
7 -	1:58.333	0.621	81.89	12:15:16.573
8 -	1:58.053 (3)	0.341	82.09	12:17:14.626
<b>9 -</b>	<b>1:57.712 (1)</b>		<b>82.33</b>	<b>12:19:12.338</b>

# BARC NW Race Meeting - Oulton Park Int. - October 12th 2024

## CNC Heads Sports / Saloons Championship

### RACE 1 - LAP ANALYSIS

DIFF = Difference To Personal Best Lap

10 -	1:58.304	0.592	81.91	12:21:10.642
11 -	1:58.739	1.027	81.61	12:23:09.381

#### P10 77 Steven PARKER

LAP	LAP TIME	DIFF	MPH	TIME OF DAY
1 -	2:12.575	15.477	73.10	12:03:28.393
2 -	2:02.691	5.593	78.98	12:05:31.084
3 -	1:59.739	2.641	80.93	12:07:30.823
4 -	1:58.630	1.532	81.69	12:09:29.453
5 -	1:59.647	2.549	80.99	12:11:29.100
6 -	1:58.403 (3)	1.305	81.85	12:13:27.503
7 -	1:58.744	1.646	81.61	12:15:26.247
8 -	1:58.553	1.455	81.74	12:17:24.800
<b>9 -</b>	<b>1:57.098 (1)</b>		<b>82.76</b>	<b>12:19:21.898</b>
10 -	1:58.586	1.488	81.72	12:21:20.484
11 -	1:58.237 (2)	1.139	81.96	12:23:18.721

#### P11 65 Colin ROBINSON

LAP	LAP TIME	DIFF	MPH	TIME OF DAY
1 -	2:12.899	15.295	72.92	12:03:28.717
2 -	2:01.653	4.049	79.66	12:05:30.370
3 -	1:59.380	1.776	81.18	12:07:29.750
4 -	1:58.233	0.629	81.96	12:09:27.983
5 -	1:59.881	2.277	80.84	12:11:27.864
6 -	1:57.694 (2)	0.090	82.34	12:13:25.558
7 -	2:00.124	2.520	80.67	12:15:25.682
8 -	1:57.844 (3)	0.240	82.23	12:17:23.526
<b>9 -</b>	<b>1:57.604 (1)</b>		<b>82.40</b>	<b>12:19:21.130</b>
10 -	2:01.211	3.607	79.95	12:21:22.341
11 -	1:57.871	0.267	82.21	12:23:20.212

#### P12 128 Lee BULL

LAP	LAP TIME	DIFF	MPH	TIME OF DAY
1 -	2:13.594	15.863	72.54	12:03:29.412
2 -	2:02.261	4.530	79.26	12:05:31.673
3 -	1:59.910	2.179	80.82	12:07:31.583
4 -	1:58.271 (3)	0.540	81.94	12:09:29.854
5 -	1:59.620	1.889	81.01	12:11:29.474
6 -	1:58.494	0.763	81.78	12:13:27.968
7 -	1:59.579	1.848	81.04	12:15:27.547
8 -	1:59.048	1.317	81.40	12:17:26.595
9 -	1:59.709	1.978	80.95	12:19:26.304
10 -	1:57.866 (2)	0.135	82.22	12:21:24.170
<b>11 -</b>	<b>1:57.731 (1)</b>		<b>82.31</b>	<b>12:23:21.901</b>

#### P13 21 Chris PETCH

LAP	LAP TIME	DIFF	MPH	TIME OF DAY
1 -	2:09.080	15.652	75.07	12:03:24.898
2 -	2:26.452	33.024	66.17	12:05:51.350
3 -	1:59.271	5.843	81.25	12:07:50.621
4 -	1:57.657 (3)	4.229	82.36	12:09:48.278
5 -	1:58.275	4.847	81.93	12:11:46.553
6 -	1:56.332 (2)	2.904	83.30	12:13:42.885
7 -	2:03.917	10.489	78.20	12:15:46.802
8 -	1:57.720	4.292	82.32	12:17:44.522
9 -	1:58.261	4.833	81.94	12:19:42.783
<b>10 -</b>	<b>1:53.428 (1)</b>		<b>85.44</b>	<b>12:21:36.211</b>

#### P14 79 Clive DIX

LAP	LAP TIME	DIFF	MPH	TIME OF DAY
1 -	2:16.327	17.457	71.08	12:03:32.145

DIFF = Difference To Personal Best Lap

2 -	2:05.156	6.286	77.43	12:05:37.301
3 -	2:02.858	3.988	78.88	12:07:40.159
4 -	2:02.500	3.630	79.11	12:09:42.659
5 -	2:00.717	1.847	80.28	12:11:43.376
6 -	1:59.251 (3)	0.381	81.26	12:13:42.627
7 -	2:00.762	1.892	80.25	12:15:43.389
8 -	1:59.019 (2)	0.149	81.42	12:17:42.408
9 -	2:00.767	1.897	80.24	12:19:43.175
<b>10 -</b>	<b>1:58.870 (1)</b>		<b>81.52</b>	<b>12:21:42.045</b>

#### P15 96 Bod BUCKBY

LAP	LAP TIME	DIFF	MPH	TIME OF DAY
1 -	2:12.297	12.801	73.25	12:03:28.115
2 -	2:06.118	6.622	76.84	12:05:34.233
3 -	2:02.177	2.681	79.32	12:07:36.410
4 -	2:01.808	2.312	79.56	12:09:38.218
5 -	2:03.233	3.737	78.64	12:11:41.451
6 -	2:00.830	1.334	80.20	12:13:42.281
7 -	2:00.236 (3)	0.740	80.60	12:15:42.517
8 -	1:59.889 (2)	0.393	80.83	12:17:42.406
9 -	2:02.575	3.079	79.06	12:19:44.981
<b>10 -</b>	<b>1:59.496 (1)</b>		<b>81.10</b>	<b>12:21:44.477</b>

#### P16 118 Richard WALKER

LAP	LAP TIME	DIFF	MPH	TIME OF DAY
1 -	2:21.041	20.806	68.71	12:03:36.859
2 -	2:04.298	4.063	77.96	12:05:41.157
3 -	2:02.182	1.947	79.31	12:07:43.339
4 -	2:00.800 (3)	0.565	80.22	12:09:44.139
5 -	2:03.201	2.966	78.66	12:11:47.340
6 -	2:00.806	0.571	80.22	12:13:48.146
<b>7 -</b>	<b>2:00.235 (1)</b>		<b>80.60</b>	<b>12:15:48.381</b>
8 -	2:03.225	2.990	78.64	12:17:51.606
9 -	2:00.410 (2)	0.175	80.48	12:19:52.016
10 -	2:01.389	1.154	79.83	12:21:53.405

#### P17 9 Cavan TAYLOR

LAP	LAP TIME	DIFF	MPH	TIME OF DAY
1 -	2:19.153	12.778	69.64	12:03:34.971
2 -	2:07.800	1.425	75.83	12:05:42.771
3 -	2:06.646 (2)	0.271	76.52	12:07:49.417
4 -	2:06.675 (3)	0.300	76.50	12:09:56.092
5 -	2:07.193	0.818	76.19	12:12:03.285
6 -	2:08.011	1.636	75.70	12:14:11.296
7 -	2:07.066	0.691	76.26	12:16:18.362
8 -	2:06.906	0.531	76.36	12:18:25.268
<b>9 -</b>	<b>2:06.375 (1)</b>		<b>76.68</b>	<b>12:20:31.643</b>
10 -	2:07.217	0.842	76.17	12:22:38.860

#### P18 18 Jon MADOC JONES

LAP	LAP TIME	DIFF	MPH	TIME OF DAY
1 -	2:20.485	12.779	68.98	12:03:36.303
2 -	2:09.769	2.063	74.68	12:05:46.072
3 -	2:08.333	0.627	75.51	12:07:54.405
4 -	2:08.295 (3)	0.589	75.53	12:10:02.700
5 -	2:09.473	1.767	74.85	12:12:12.173
6 -	2:08.575	0.869	75.37	12:14:20.748
7 -	2:08.159 (2)	0.453	75.61	12:16:28.907
8 -	2:08.685	0.979	75.31	12:18:37.592
<b>9 -</b>	<b>2:07.706 (1)</b>		<b>75.88</b>	<b>12:20:45.298</b>
10 -	2:09.028	1.322	75.11	12:22:54.326



# BARC NW Race Meeting - Oulton Park Int. - October 12th 2024

## CNC Heads Sports / Saloons Championship

### RACE 1 - LAP ANALYSIS

DIFF = Difference To Personal Best Lap

<b>P19 15 Julian WOOD</b>				
LAP	LAP TIME	DIFF	MPH	TIME OF DAY
1 -	2:41.702	39.036	59.93	12:03:57.520
2 -	2:08.963	6.297	75.14	12:06:06.483
3 -	2:07.790	5.124	75.83	12:08:14.273
4 -	2:10.083	7.417	74.50	12:10:24.356
5 -	2:07.315	4.649	76.12	12:12:31.671
6 -	2:10.532	7.866	74.24	12:14:42.203
7 -	2:05.898 (3)	3.232	76.97	12:16:48.101
8 -	2:05.974	3.308	76.93	12:18:54.075
9 -	<b>2:02.666 (1)</b>		<b>79.00</b>	<b>12:20:56.741</b>
10 -	2:02.727 (2)	0.061	78.96	12:22:59.468

<b>P20 701 Peter WHITE</b>				
LAP	LAP TIME	DIFF	MPH	TIME OF DAY
1 -	2:31.669	24.523	63.89	12:03:47.487
2 -	2:12.567	5.421	73.10	12:06:00.054
3 -	2:11.063	3.917	73.94	12:08:11.117
4 -	2:11.066	3.920	73.94	12:10:22.183
5 -	2:08.423	1.277	75.46	12:12:30.606
6 -	2:08.534	1.388	75.39	12:14:39.140
7 -	2:08.363 (3)	1.217	75.49	12:16:47.503
8 -	2:08.124 (2)	0.978	75.64	12:18:55.627
9 -	<b>2:07.146 (1)</b>		<b>76.22</b>	<b>12:21:02.773</b>
10 -	2:09.270	2.124	74.96	12:23:12.043

<b>P21 26 Louie DOBSON</b>				
LAP	LAP TIME	DIFF	MPH	TIME OF DAY
1 -	2:27.468	18.031	65.71	12:03:43.286
2 -	2:13.878	4.441	72.38	12:05:57.164
3 -	2:11.320	1.883	73.79	12:08:08.484
4 -	2:10.807	1.370	74.08	12:10:19.291
5 -	2:10.636	1.199	74.18	12:12:29.927
6 -	2:10.277	0.840	74.38	12:14:40.204
7 -	2:12.730	3.293	73.01	12:16:52.934
8 -	<b>2:09.437 (1)</b>		<b>74.87</b>	<b>12:19:02.371</b>
9 -	2:09.555 (2)	0.118	74.80	12:21:11.926
10 -	2:09.802 (3)	0.365	74.66	12:23:21.728

<b>P22 176 Chris REYNOLDS</b>				
LAP	LAP TIME	DIFF	MPH	TIME OF DAY
1 -	2:29.894	23.173	64.65	12:03:45.712
2 -	2:15.361	8.640	71.59	12:06:01.073
3 -	2:14.030	7.309	72.30	12:08:15.103
4 -	2:16.894	10.173	70.79	12:10:31.997
5 -	2:12.200	5.479	73.30	12:12:44.197
6 -	2:11.931	5.210	73.45	12:14:56.128
7 -	2:07.805 (2)	1.084	75.82	12:17:03.933
8 -	2:09.951	3.230	74.57	12:19:13.884
9 -	2:08.779 (3)	2.058	75.25	12:21:22.663
10 -	<b>2:06.721 (1)</b>		<b>76.47</b>	<b>12:23:29.384</b>

<b>P23 53 Nick HAYNES</b>				
LAP	LAP TIME	DIFF	MPH	TIME OF DAY
1 -	2:41.141	27.092	60.14	12:03:56.959
2 -	2:16.722	2.673	70.88	12:06:13.681
3 -	2:17.399	3.350	70.53	12:08:31.080
4 -	2:18.687	4.638	69.87	12:10:49.767
5 -	2:17.005	2.956	70.73	12:13:06.772
6 -	<b>2:14.049 (1)</b>		<b>72.29</b>	<b>12:15:20.821</b>
7 -	2:16.035 (3)	1.986	71.24	12:17:36.856

DIFF = Difference To Personal Best Lap

8 -	2:17.235	3.186	70.61	12:19:54.091
9 -	2:15.336 (2)	1.287	71.60	12:22:09.427

<b>P24 34 Helen ALLEN</b>				
LAP	LAP TIME	DIFF	MPH	TIME OF DAY
1 -	2:42.560	28.396	59.61	12:03:58.378
2 -	2:23.013	8.849	67.76	12:06:21.391
3 -	2:20.229	6.065	69.11	12:08:41.620
4 -	2:20.907	6.743	68.77	12:11:02.527
5 -	2:17.109 (2)	2.945	70.68	12:13:19.636
6 -	2:17.399 (3)	3.235	70.53	12:15:37.035
7 -	2:21.727	7.563	68.38	12:17:58.762
8 -	2:18.487	4.323	69.97	12:20:17.249
9 -	<b>2:14.164 (1)</b>		<b>72.23</b>	<b>12:22:31.413</b>

<b>P25 10 Georgina BARTLETT</b>				
LAP	LAP TIME	DIFF	MPH	TIME OF DAY
1 -	2:44.435	30.031	58.93	12:04:00.253
2 -	2:22.134	7.730	68.18	12:06:22.387
3 -	2:20.082	5.678	69.18	12:08:42.469
4 -	2:21.064	6.660	68.70	12:11:03.533
5 -	2:17.074 (2)	2.670	70.70	12:13:20.607
6 -	2:18.374 (3)	3.970	70.03	12:15:38.981
7 -	2:20.489	6.085	68.98	12:17:59.470
8 -	2:18.530	4.126	69.95	12:20:18.000
9 -	<b>2:14.404 (1)</b>		<b>72.10</b>	<b>12:22:32.404</b>

<b>P26 36 Alek MODRO</b>				
LAP	LAP TIME	DIFF	MPH	TIME OF DAY
1 -	2:21.826	22.783	68.33	12:03:37.644
2 -	2:08.679	9.636	75.31	12:05:46.323
3 -	2:03.185	4.142	78.67	12:07:49.508
4 -	2:01.166	2.123	79.98	12:09:50.674
5 -	1:59.910 (3)	0.867	80.82	12:11:50.584
6 -	1:59.769 (2)	0.726	80.91	12:13:50.353
7 -	<b>1:59.043 (1)</b>		<b>81.41</b>	<b>12:15:49.396</b>
8 -	2:04.456	5.413	77.86	12:17:53.852

<b>P27 127 Stuart CONNOLLY</b>				
LAP	LAP TIME	DIFF	MPH	TIME OF DAY
1 -	2:25.715	19.991	66.50	12:03:41.533
2 -	<b>2:05.724 (1)</b>		<b>77.08</b>	<b>12:05:47.257</b>
3 -	2:07.567 (2)	1.843	75.97	12:07:54.824
4 -	2:15.830	10.106	71.34	12:10:10.654
5 -	2:09.650 (3)	3.926	74.74	12:12:20.304
6 -	2:24.472 P	18.748	67.08	12:14:44.776

<b>P28 149 Gary WARBURTON</b>				
LAP	LAP TIME	DIFF	MPH	TIME OF DAY
1 -	2:22.429 (3)	20.980	68.04	12:03:38.247
2 -	2:07.032 (2)	5.583	76.29	12:05:45.279
3 -	<b>2:01.449 (1)</b>		<b>79.79</b>	<b>12:07:46.728</b>

<b>P29 98 Matthew JONES</b>				
LAP	LAP TIME	DIFF	MPH	TIME OF DAY
1 -	2:34.564 P		62.70	12:03:50.382
2 -	8:45.664		18.43	12:12:36.046
3 -	2:45.468 P		58.56	12:15:21.514

# BARC NW Race Meeting - Oulton Park Int. - October 12th 2024

## CNC Heads Sports / Saloons Championship

### RACE 1 - LAP ANALYSIS

DIFF = Difference To Personal Best Lap

<b>P30</b>		<b>58 Ryan NELSON</b>		
LAP	LAP TIME	DIFF	MPH	TIME OF DAY
1 -	3:03.727	P	52.74	12:04:19.545
2 -	4:18.340	P	37.51	12:08:37.885

# BARC NW Race Meeting - Oulton Park Int. - October 12th 2024

## CNC Heads Sports / Saloons Championship

### RACE 1 - STATISTICS

**Competitors Started** 31  
**Planned Start** 2024-10-12 @ 11:30:00.000  
**Actual Start** 2024-10-12 @ 12:01:15.817  
**Finish Time** 2024-10-12 @ 12:21:34.813  
**Track Length** 2.6920mi.  
**Total Laps** 281  
**Total Distance Covered** 756.4600mi.

#### Session Fastest Lap History

NO	CL	NAME	LAP TIME	TIME OF DAY	LAP	VEHICLE
95	B	Ben ROBERTS	1:52.882	12:03:08.694	1	Locost 7 RR
95	B	Ben ROBERTS	1:49.205	12:04:57.903	2	Locost 7 RR
2	B	Roddie PATERSON	1:48.491	12:06:51.397	3	Caterham C400
95	B	Ben ROBERTS	1:48.057	12:08:37.322	4	Locost 7 RR
2	B	Roddie PATERSON	1:47.258	12:08:38.655	4	Caterham C400

#### Session Leader History

NO	CL	NAME	FROM LAP	LAPS LED	DISTANCE	VEHICLE
95	B	Ben ROBERTS	1	4	10.76 miles	Locost 7 RR
2	B	Roddie PATERSON	5	4	10.76 miles	Caterham C400
123	A	Richard WOOD	9	3	8.07 miles	Kia Solution F

#### Flag History

TYPE	TIME OF DAY
GREEN	12:01:15.817
FINISH	12:21:34.813

#### Flag Statistics

TYPE	COUNT	TOTAL LAPS	TOTAL TIME
Green	1	11	22:29.553
Red	0	0	0.000
Safety Car	0	0	0.000
FCY	0	0	0.000

# BARC NW Race Meeting - Oulton Park Int. - October 12th 2024

## CNC Heads Sports / Saloons Championship

### RACE 1 - STATISTICS

CLASS : B

9 Starters

#### Fastest Lap History

NO	NAME	LAP TIME	TIME OF DAY	LAP	VEHICLE
95	Ben ROBERTS	1:52.882	12:03:08.694	1	Locost 7 RR
95	Ben ROBERTS	1:49.205	12:04:57.903	2	Locost 7 RR
2	Roddie PATERSON	1:48.491	12:06:51.397	3	Caterham C400
95	Ben ROBERTS	1:48.057	12:08:37.322	4	Locost 7 RR
2	Roddie PATERSON	1:47.258	12:08:38.655	4	Caterham C400

#### Leader History

NO	NAME	FROM LAP	LAPS LED	DISTANCE	VEHICLE
95	Ben ROBERTS	1	4	10.76 miles	Locost 7 RR
2	Roddie PATERSON	5	4	10.76 miles	Caterham C400
95	Ben ROBERTS	9	3	8.07 miles	Locost 7 RR

# BARC NW Race Meeting - Oulton Park Int. - October 12th 2024

## CNC Heads Sports / Saloons Championship

### RACE 1 - STATISTICS

CLASS : E

10 Starters

#### Fastest Lap History

NO	NAME	LAP TIME	TIME OF DAY	LAP	VEHICLE
55	Paul ROTHEROE	<b>2:07.879</b>	12:03:23.689	1	Citroen Xsara VTS
55	Paul ROTHEROE	<b>1:59.852</b>	12:05:23.540	2	Citroen Xsara VTS
55	Paul ROTHEROE	<b>1:58.551</b>	12:07:22.092	3	Citroen Xsara VTS
55	Paul ROTHEROE	<b>1:57.912</b>	12:09:20.004	4	Citroen Xsara VTS
55	Paul ROTHEROE	<b>1:57.712</b>	12:19:12.330	9	Citroen Xsara VTS

#### Leader History

NO	NAME	FROM LAP	LAPS LED	DISTANCE	VEHICLE
55	Paul ROTHEROE	1	11	29.61 miles	Citroen Xsara VTS

# BARC NW Race Meeting - Oulton Park Int. - October 12th 2024

## CNC Heads Sports / Saloons Championship

### RACE 1 - STATISTICS

CLASS : D

6 Starters

#### Fastest Lap History

NO	NAME	LAP TIME	TIME OF DAY	LAP	VEHICLE
77	Steven PARKER	<b>2:12.575</b>	12:03:28.392	1	Ford Fiesta
77	Steven PARKER	<b>2:02.691</b>	12:05:31.080	2	Ford Fiesta
77	Steven PARKER	<b>1:59.739</b>	12:07:30.820	3	Ford Fiesta
77	Steven PARKER	<b>1:58.630</b>	12:09:29.449	4	Ford Fiesta
77	Steven PARKER	<b>1:58.403</b>	12:13:27.508	6	Ford Fiesta
77	Steven PARKER	<b>1:57.098</b>	12:19:21.892	9	Ford Fiesta

#### Leader History

NO	NAME	FROM LAP	LAPS LED	DISTANCE	VEHICLE
77	Steven PARKER	1	11	29.61 miles	Ford Fiesta

# BARC NW Race Meeting - Oulton Park Int. - October 12th 2024

## CNC Heads Sports / Saloons Championship

### RACE 1 - STATISTICS

CLASS : A

3 Starters

#### Fastest Lap History

NO	NAME	LAP TIME	TIME OF DAY	LAP	VEHICLE
123	Richard WOOD	<b>1:59.208</b>	12:03:15.026	1	Kia Solution F
123	Richard WOOD	<b>1:49.855</b>	12:05:04.881	2	Kia Solution F
123	Richard WOOD	<b>1:48.788</b>	12:06:53.668	3	Kia Solution F
123	Richard WOOD	<b>1:48.161</b>	12:08:41.829	4	Kia Solution F
123	Richard WOOD	<b>1:47.787</b>	12:14:08.981	7	Kia Solution F
123	Richard WOOD	<b>1:47.685</b>	12:15:56.665	8	Kia Solution F

#### Leader History

NO	NAME	FROM LAP	LAPS LED	DISTANCE	VEHICLE
123	Richard WOOD	1	11	29.61 miles	Kia Solution F

# BARC NW Race Meeting - Oulton Park Int. - October 12th 2024

## CNC Heads Sports / Saloons Championship

### RACE 1 - STATISTICS

CLASS : F

1 Starters

#### Fastest Lap History

NO	NAME	LAP TIME	TIME OF DAY	LAP	VEHICLE
34	Helen ALLEN	<b>2:42.560</b>	12:03:58.374	1	Ford Fiesta Zetec S
34	Helen ALLEN	<b>2:23.013</b>	12:06:21.388	2	Ford Fiesta Zetec S
34	Helen ALLEN	<b>2:20.229</b>	12:08:41.616	3	Ford Fiesta Zetec S
34	Helen ALLEN	<b>2:17.109</b>	12:13:19.632	5	Ford Fiesta Zetec S
34	Helen ALLEN	<b>2:14.164</b>	12:22:31.410	9	Ford Fiesta Zetec S

#### Leader History

NO	NAME	FROM LAP	LAPS LED	DISTANCE	VEHICLE
34	Helen ALLEN	1	9	24.22 miles	Ford Fiesta Zetec S



# BARC NW Race Meeting - Oulton Park Int. - October 12th 2024

## CNC Heads Sports / Saloons Championship

### RACE 1 - STATISTICS

CLASS : C

2 Starters

#### Fastest Lap History

NO	NAME	LAP TIME	TIME OF DAY	LAP	VEHICLE
96	Bod BUCKBY	2:12.297	12:03:28.109	1	Caterham 310R
96	Bod BUCKBY	2:06.118	12:05:34.226	2	Caterham 310R
96	Bod BUCKBY	2:02.177	12:07:36.404	3	Caterham 310R
149	Gary WARBURTON	2:01.449	12:07:46.717	3	Mini Miglia
96	Bod BUCKBY	2:00.830	12:13:42.281	6	Caterham 310R
96	Bod BUCKBY	2:00.236	12:15:42.517	7	Caterham 310R
96	Bod BUCKBY	1:59.889	12:17:42.406	8	Caterham 310R
96	Bod BUCKBY	1:59.496	12:21:44.477	10	Caterham 310R

#### Leader History

NO	NAME	FROM LAP	LAPS LED	DISTANCE	VEHICLE
96	Bod BUCKBY	1	10	26.92 miles	Caterham 310R

# BARC NW Race Meeting - Oulton Park Int. - October 12th 2024



CNC engineered gas  
flowed cylinder heads  
cnheads.co.uk

Sports/Saloon Car Championship Organised by the British Automobile Racing Club (NW Centre)

## CNC Heads Sports / Saloons Championship

### RACE 7 - CLASSIFICATION

Race Distance: 9 Laps / 24.22 miles

POS	NO	CL	PIC	NAME	ENTRY	LAPS	TIME	GAP	DIFF	MPH	BEST	ON	GRD	↑↓
1	95	B	1	Ben ROBERTS	Locost 7 RR	9	17:13.377			84.40	1:52.801	8	1	0
2	2	B	2	Roddie PATERSON	Caterham C400	9	17:18.816	5.439	5.439	83.96	1:51.355	3	2	0
3	72	B	3	Mark PRIMETT	Banks Lotus Europa	9	17:27.278	13.901	8.462	83.28	1:54.467	5	7	4
4	4	B	4	Paul MASTERS	Westfield Wide body	9	17:30.160	16.783	2.882	83.05	1:53.562	6	6	2
5	21	A	1	Chris PETCH	Ginetta G50	9	17:32.715	19.338	2.555	82.85	1:54.392	5	8	3
6	27	A	2	Garry WARDLE	Audi A3	9	17:32.884	19.507	0.169	82.84	1:54.420	5	4	-2
7	39	B	5	Jamie CRYER	Ginetta G20	9	17:56.543	43.166	23.659	81.02	1:56.721	3	10	3
8	55	E	1	Paul ROTHEROE	Citroen Xsara VTS	9	18:33.147	1:19.770	36.604	78.35	1:58.889	9	13	5
9	65	B	6	Colin ROBINSON	Ford Escort	9	18:33.737	1:20.360	0.590	78.31	1:58.180	9	16	7
10	58	D	1	Ryan NELSON	Mini Cooper	9	18:56.490	1:43.113	22.753	76.74	2:02.825	6	12	2
11	96	C	1	Bod BUCKBY	Caterham 310R	9	19:07.512	1:54.135	11.022	76.00	2:03.815	9	14	3
12	79	D	2	Clive DIX	Mazda RX7 FD	9	19:09.355	1:55.978	1.843	75.88	2:03.764	9	17	5
13	118	D	3	Richard WALKER	Mini F56 Mini Challenge	9	19:09.701	1:56.324	0.346	75.86	2:03.739	9	19	6
14	98	E	2	Matthew JONES	Ford Focus	9	19:10.940	1:57.563	1.239	75.78	2:04.075	7	30	16
15	36	B	7	Alek MODRO	Ford Fiesta ST150	9	19:11.204	1:57.827	0.264	75.76	2:03.226	9	21	6
16	18	D	4	Jon MADOC JONES	BMW E46 330 Ci	8	17:37.271	1 Lap	1 Lap	73.33	2:09.628	2	23	7
17	127	E	3	Stuart CONNOLLY	Honda Civic	8	17:47.843	1 Lap	10.572	72.60	2:09.450	6	31	14
18	15	E	4	Julian WOOD	BMW Compact	8	17:48.726	1 Lap	0.883	72.54	2:09.979	8	22	4
19	9	E	5	Cavan TAYLOR	Renault Clio 200	8	17:50.383	1 Lap	1.657	72.43	2:09.949	6	20	1
20	26	E	6	Louie DOBSON	Ford Fiesta st 150	8	18:00.260	1 Lap	9.877	71.77	2:10.798	5	26	6
21	10	E	7	William BARTLETT	Renault Clio 182	8	18:06.819	1 Lap	6.559	71.33	2:10.801	5	29	8
22	53	E	8	Nick HAYNES	Ford Fiesta ST150	8	18:22.126	1 Lap	15.307	70.34	2:13.587	4	27	5
23	34	F	1	Helen ALLEN	Ford Fiesta Zetec S	8	19:19.532	1 Lap	57.406	66.86	2:19.033	2	28	5

#### NOT CLASSIFIED

DNF	176	E		Rob PHILLIPS	Honda Civic	9	19:23.550	2:10.173	0.000	74.96	2:04.532	7	25	
DNF	128	E		Lee BULL	Renault Clio	5	10:22.698	4 Laps	4 Laps	77.81	2:02.449	4	15	
DNF	151	B		Deri DAVIES	Darrian T90	4	7:47.112	5 Laps	1 Lap	82.98	1:51.389	3	9	
DNF	77	D		Steven PARKER	Ford Fiesta	4	8:40.595	5 Laps	53.483	74.46	2:03.186	2	11	

#### NOT STARTED

NS	7	B		Connor MODRO	Westfield Aero									3
NS	123	A		Richard WOOD	Kia Solution F									5
NS	149	C		Gary WARBURTON	Mini Miglia									18

#### FASTEST LAP

2	B			Roddie PATERSON	Caterham C400	3	1:51.355			87.03 mph	140.06 kph			
21	A			Chris PETCH	Ginetta G50	5	1:54.392			84.72 mph	136.34 kph			
55	E			Paul ROTHEROE	Citroen Xsara VTS	9	1:58.889			81.51 mph	131.18 kph			
58	D			Ryan NELSON	Mini Cooper	6	2:02.825			78.90 mph	126.98 kph			
96	C			Bod BUCKBY	Caterham 310R	9	2:03.815			78.27 mph	125.96 kph			
34	F			Helen ALLEN	Ford Fiesta Zetec S	2	2:19.033			69.70 mph	112.17 kph			

#### Comments:

Car 701 still had no transponder fitted.

Weather / Track : Cloudy / Dry

These results are provisional until the conclusion of any judicial and technical matters.

Date: 12/10/2024 Start: 15:45 Finish: 16:02

Oulton Park International: 2.6920 miles

Clerk Of Course: <i>Mark Mitchell</i>	Stewards:	Timekeeper: <i>Eric Cowell</i>	
--	-----------	-----------------------------------	--

Results can be found at [www.tsl-timing.com](http://www.tsl-timing.com)

Printed - 16:05 Saturday, 12 October 2024



# BARC NW Race Meeting - Oulton Park Int. - October 12th 2024

## CNC Heads Sports / Saloons Championship

### RACE 7 - LAP CHART

LAP 1 @ 15:47:09.437			LAP 2 @ 15:49:03.359			LAP 3 @ 15:50:58.142			LAP 4 @ 15:52:51.340			LAP 5 @ 15:54:45.006		
NO	BEHIND	LAP TIME	NO	BEHIND	LAP TIME	NO	BEHIND	LAP TIME	NO	BEHIND	LAP TIME	NO	BEHIND	LAP TIME
95		2:00.255	95		1:53.922	95		1:54.783	95		1:53.198	95		1:53.666
72	0.578	2:00.833	72	1.563	1:54.907	2	0.467	1:51.355	2	0.349	1:53.080	2	1.010	1:54.327
2	4.776	2:05.031	2	3.895	1:53.041	151	1.007	1:51.389	151	4.954	1:57.145	34	1 Lap	2:21.020
151	5.235	2:05.490	151	4.401	1:53.088	72	2.626	1:55.846	72	5.302	1:55.874	72	6.103	1:54.467
4	8.187	2:08.442	4	10.004	1:55.739	4	9.715	1:54.494	4	11.477	1:54.960	4	13.112	1:55.301
21	8.547	2:08.802	21	10.342	1:55.717	21	11.034	1:55.475	21	13.976	1:56.140	21	14.702	1:54.392
27	8.796	2:09.051	27	10.791	1:55.917	27	11.673	1:55.665	27	14.496	1:56.021	27	15.250	1:54.420
39	8.964	2:09.219	39	12.532	1:57.490	39	14.470	1:56.721	39	18.703	1:57.431	39	23.800	1:58.763
128	11.618	2:11.873	128	20.706	2:03.010	128	28.435	2:02.512	128	37.686	2:02.449	128	46.874	2:02.854
55	14.840	2:15.095	55	22.898	2:01.980	55	28.678	2:00.563	65	49.451	2:02.776	65	57.757	2:01.972
58	16.320	2:16.575	77	27.228	2:03.186	58	38.427	2:05.634	58	50.452	2:05.223	55	58.671	2:00.182
96	17.549	2:17.804	58	27.576	2:05.178	65	39.873	2:03.865	55	52.155	2:16.675	58	59.961	2:03.175
77	17.964	2:18.219	65	30.791	2:05.967	96	43.232	2:06.554	96	55.044	2:05.010	96	1:08.248	2:06.870
79	18.129	2:18.384	96	31.461	2:07.834	77	44.334	2:11.889	77	58.437	2:07.301	79	1:14.415	2:07.889
65	18.746	2:19.001	79	32.445	2:08.238	79	47.014	2:09.352	79	1:00.192	2:06.376	98	1:14.968	2:07.145
9	21.294	2:21.549	118	33.092	2:05.585	118	47.756	2:09.447	118	1:00.906	2:06.348	118	1:15.222	2:07.982
118	21.429	2:21.684	98	34.663	2:05.243	98	48.509	2:08.629	98	1:01.489	2:06.178	176	1:18.190	2:04.821
18	22.740	2:22.995	18	38.446	2:09.628	176	54.546	2:10.556	176	1:07.035	2:05.687	36	1:20.659	2:05.353
176	23.097	2:23.352	176	38.773	2:09.598	18	54.644	2:10.981	36	1:08.972	2:07.410	18	1:28.249	2:10.203
98	23.342	2:23.597	36	40.572	2:09.015	36	54.760	2:08.971	18	1:11.712	2:10.266	15	1:34.747	2:12.362
15	24.669	2:24.924	15	42.664	2:11.917	15	59.174	2:11.293	15	1:16.051	2:10.075	701	2 Laps	2:10.479
36	25.479	2:25.734	127	48.123	2:12.219	701	2 Laps	2:13.220	701	2 Laps	2:08.497	127	1:40.258	2:10.005
127	29.826	2:30.081	9	49.372	2:22.000	127	1:05.992	2:12.652	127	1:23.919	2:11.125	9	1:42.230	2:10.896
26	30.820	2:31.075	26	51.852	2:14.954	9	1:07.309	2:12.720	9	1:25.000	2:10.889	26	1:47.232	2:10.798
53	31.786	2:32.041	53	52.919	2:15.055	26	1:11.257	2:14.188	26	1:30.100	2:12.041	10	1:49.656	2:10.801
10	32.900	2:33.155	10	54.916	2:15.938	53	1:12.688	2:14.552	10	1:32.521	2:12.119	53	1:53.334	2:13.923
34	37.387	2:37.642	34	1:02.498	2:19.033	10	1:13.600	2:13.467	53	1:33.077	2:13.587			
						34	1:28.538	2:20.823						

# BARC NW Race Meeting - Oulton Park Int. - October 12th 2024

## CNC Heads Sports / Saloons Championship

### RACE 7 - LAP CHART

LAP 6 @ 15:56:38.986			LAP 7 @ 15:58:32.325			LAP 8 @ 16:00:25.126			LAP 9 @ 16:02:22.559		
NO	BEHIND	LAP TIME	NO	BEHIND	LAP TIME	NO	BEHIND	LAP TIME	NO	BEHIND	LAP TIME
95		1:53.980	95		1:53.339	95		1:52.801	95		1:57.433
2	0.457	1:53.427	2	2.218	1:55.100	2	5.921	1:56.504	2	5.439	1:56.951
72	9.360	1:57.237	127	1 Lap	2:09.450	18	1 Lap	2:10.387	72	13.901	1:54.730
4	12.694	1:53.562	9	1 Lap	2:09.949	701	3 Laps	2:07.076	4	16.783	1:54.747
21	16.378	1:55.656	26	1 Lap	2:11.513	72	16.604	1:55.915	21	19.338	1:55.300
27	16.752	1:55.482	72	13.490	1:57.469	4	19.469	1:57.565	27	19.507	1:55.411
39	29.299	1:59.479	4	14.705	1:55.350	127	1 Lap	2:11.509	701	3 Laps	2:08.655
34	1 Lap	2:28.085	10	1 Lap	2:15.816	21	21.471	1:56.089	18	1 Lap	2:12.914
55	1:06.301	2:01.610	21	18.183	1:55.144	27	21.529	1:55.668	127	1 Lap	2:10.802
65	1:06.653	2:02.876	27	18.662	1:55.249	15	1 Lap	2:16.833	15	1 Lap	2:09.979
58	1:08.806	2:02.825	53	1 Lap	2:19.121	9	1 Lap	2:11.349	9	1 Lap	2:11.031
96	1:22.330	2:08.062	39	34.760	1:58.800	26	1 Lap	2:13.692	39	43.166	1:59.252
79	1:26.965	2:06.530	34	1 Lap	2:22.029	10	1 Lap	2:12.248	26	1 Lap	2:11.999
118	1:27.455	2:06.213	55	1:12.022	1:59.060	39	41.347	1:59.388	10	1 Lap	2:13.275
98	1:28.340	2:07.352	65	1:12.497	1:59.183	53	1 Lap	2:17.756	53	1 Lap	2:16.091
176	1:28.946	2:04.736	58	1:18.748	2:03.281	55	1:18.314	1:59.093	55	1:19.770	1:58.889
36	1:31.036	2:04.357	96	1:36.222	2:07.231	65	1:19.613	1:59.917	65	1:20.360	1:58.180
18	1:44.166	2:09.897	79	1:37.764	2:04.138	58	1:32.987	2:07.040	58	1:43.113	2:07.559
701	2 Laps	2:08.221	118	1:38.384	2:04.268	34	1 Lap	2:26.376	96	1:54.135	2:03.815
15	1:52.110	2:11.343	98	1:39.076	2:04.075	96	1:47.753	2:04.332	79	1:55.978	2:03.764
			176	1:40.139	2:04.532	79	1:49.647	2:04.684	118	1:56.324	2:03.739
			36	1:41.133	2:03.436	118	1:50.018	2:04.435	98	1:57.563	2:04.409
						98	1:50.587	2:04.312	36	1:57.827	2:03.226
						176	1:51.879	2:04.541	34	1 Lap	2:24.524
						36	1:52.034	2:03.702	176	2:10.173	2:15.727 P

# BARC NW Race Meeting - Oulton Park Int. - October 12th 2024

## CNC Heads Sports / Saloons Championship

### RACE 7 - POSITION CHART

No	Name	Lap											
		Pos	1	2	3	4	5	6	7	8	9		
95	ROBERTS	1	95	95	95	95	95	95	95	95	95	95	95
2	PATERSON	2	72	72	2	2	2	2	2	2	2	2	2
7	MODRO	3	2	2	151	151	72	72	72	72	72	72	72
27	WARDLE	4	151	151	72	72	4	4	4	4	4	4	4
123	WOOD	5	4	4	4	4	21	21	21	21	21	21	21
4	MASTERS	6	21	21	21	21	27	27	27	27	27	27	27
72	PRIMETT	7	27	27	27	27	39	39	39	39	39	39	39
21	PETCH	8	39	39	39	39	128	55	55	55	55	55	55
151	DAVIES	9	128	128	128	128	65	65	65	65	65	65	65
39	CRYER	10	55	55	55	65	55	58	58	58	58	58	58
77	PARKER	11	58	77	58	58	58	96	96	96	96	96	96
58	NELSON	12	96	58	65	55	96	79	79	79	79	79	79
55	ROTHEROE	13	77	65	96	96	79	118	118	118	118	118	118
96	BUCKBY	14	79	96	77	77	98	98	98	98	98	98	98
128	BULL	15	65	79	79	79	118	176	176	176	176	176	36
65	ROBINSON	16	9	118	118	118	176	36	36	36	36	176	
79	DIX	17	118	98	98	98	36	18	18	18	18	18	18
149	WARBURTON	18	18	18	176	176	18	15	127	127	127	127	127
118	WALKER	19	176	176	18	36	15	127	15	15	15	15	15
9	TAYLOR	20	98	36	36	18	127	9	9	9	9	9	9
36	MODRO	21	15	15	15	15	9	26	26	26	26	26	26
15	WOOD	22	36	127	127	127	26	10	10	10	10	10	10
18	MADOC JONES	23	127	9	9	9	10	53	53	53	53	53	53
176	PHILLIPS	24	26	26	26	26	53	34	34	34	34	34	34
26	DOBSON	25	53	53	53	10	34	701	701	701	701	701	701
53	HAYNES	26	10	10	10	53	701	701	701	701	701	701	701
34	ALLEN	27	34	34	34	34	34	34	34	34	34	34	34
10	BARTLETT	28	701	701	701	701	701	701	701	701	701	701	701
98	JONES	29											
127	CONNOLLY	30											

# BARC NW Race Meeting - Oulton Park Int. - October 12th 2024

## CNC Heads Sports / Saloons Championship

### RACE 7 - LAP ANALYSIS

DIFF = Difference To Personal Best Lap

P1 95 Ben ROBERTS				
LAP	LAP TIME	DIFF	MPH	TIME OF DAY
1 -	2:00.255	7.454	80.58	15:47:09.437
2 -	1:53.922	1.121	85.06	15:49:03.359
3 -	1:54.783	1.982	84.43	15:50:58.142
4 -	1:53.198 (2)	0.397	85.61	15:52:51.340
5 -	1:53.666	0.865	85.26	15:54:45.006
6 -	1:53.980	1.179	85.02	15:56:38.986
7 -	1:53.339 (3)	0.538	85.50	15:58:32.325
8 -	<b>1:52.801 (1)</b>		<b>85.91</b>	<b>16:00:25.126</b>
9 -	1:57.433	4.632	82.52	16:02:22.559

P2 2 Roddie PATERSON				
LAP	LAP TIME	DIFF	MPH	TIME OF DAY
1 -	2:05.031	13.676	77.51	15:47:14.213
2 -	1:53.041 (2)	1.686	85.73	15:49:07.254
3 -	<b>1:51.355 (1)</b>		<b>87.03</b>	<b>15:50:58.609</b>
4 -	1:53.080 (3)	1.725	85.70	15:52:51.689
5 -	1:54.327	2.972	84.76	15:54:46.016
6 -	1:53.427	2.072	85.44	15:56:39.443
7 -	1:55.100	3.745	84.19	15:58:34.543
8 -	1:56.504	5.149	83.18	16:00:31.047
9 -	1:56.951	5.596	82.86	16:02:27.998

P3 72 Mark PRIMETT				
LAP	LAP TIME	DIFF	MPH	TIME OF DAY
1 -	2:00.833	6.366	80.20	15:47:10.015
2 -	1:54.907 (3)	0.440	84.34	15:49:04.922
3 -	1:55.846	1.379	83.65	15:51:00.768
4 -	1:55.874	1.407	83.63	15:52:56.642
5 -	<b>1:54.467 (1)</b>		<b>84.66</b>	<b>15:54:51.109</b>
6 -	1:57.237	2.770	82.66	15:56:48.346
7 -	1:57.469	3.002	82.50	15:58:45.815
8 -	1:55.915	1.448	83.60	16:00:41.730
9 -	1:54.730 (2)	0.263	84.47	16:02:36.460

P4 4 Paul MASTERS				
LAP	LAP TIME	DIFF	MPH	TIME OF DAY
1 -	2:08.442	14.880	75.45	15:47:17.624
2 -	1:55.739	2.177	83.73	15:49:13.363
3 -	1:54.494 (2)	0.932	84.64	15:51:07.857
4 -	1:54.960	1.398	84.30	15:53:02.817
5 -	1:55.301	1.739	84.05	15:54:58.118
6 -	<b>1:53.562 (1)</b>		<b>85.33</b>	<b>15:56:51.680</b>
7 -	1:55.350	1.788	84.01	15:58:47.030
8 -	1:57.565	4.003	82.43	16:00:44.595
9 -	1:54.747 (3)	1.185	84.45	16:02:39.342

P5 21 Chris PETCH				
LAP	LAP TIME	DIFF	MPH	TIME OF DAY
1 -	2:08.802	14.410	75.24	15:47:17.984
2 -	1:55.717	1.325	83.75	15:49:13.701
3 -	1:55.475	1.083	83.92	15:51:09.176
4 -	1:56.140	1.748	83.44	15:53:05.316
5 -	<b>1:54.392 (1)</b>		<b>84.72</b>	<b>15:54:59.708</b>
6 -	1:55.656	1.264	83.79	15:56:55.364
7 -	1:55.144 (2)	0.752	84.16	15:58:50.508
8 -	1:56.089	1.697	83.48	16:00:46.597
9 -	1:55.300 (3)	0.908	84.05	16:02:41.897

DIFF = Difference To Personal Best Lap

P6 27 Garry WARDLE				
LAP	LAP TIME	DIFF	MPH	TIME OF DAY
1 -	2:09.051	14.631	75.09	15:47:18.233
2 -	1:55.917	1.497	83.60	15:49:14.150
3 -	1:55.665	1.245	83.78	15:51:09.815
4 -	1:56.021	1.601	83.53	15:53:05.836
5 -	<b>1:54.420 (1)</b>		<b>84.69</b>	<b>15:55:00.256</b>
6 -	1:55.482	1.062	83.92	15:56:55.738
7 -	1:55.249 (2)	0.829	84.09	15:58:50.987
8 -	1:55.668	1.248	83.78	16:00:46.655
9 -	1:55.411 (3)	0.991	83.97	16:02:42.066

P7 39 Jamie CRYER				
LAP	LAP TIME	DIFF	MPH	TIME OF DAY
1 -	2:09.219	12.498	74.99	15:47:18.401
2 -	1:57.490 (3)	0.769	82.48	15:49:15.891
3 -	<b>1:56.721 (1)</b>		<b>83.02</b>	<b>15:51:12.612</b>
4 -	1:57.431 (2)	0.710	82.52	15:53:10.043
5 -	1:58.763	2.042	81.60	15:55:08.806
6 -	1:59.479	2.758	81.11	15:57:08.285
7 -	1:58.800	2.079	81.57	15:59:07.085
8 -	1:59.388	2.667	81.17	16:01:06.473
9 -	1:59.252	2.531	81.26	16:03:05.725

P8 55 Paul ROTHEROE				
LAP	LAP TIME	DIFF	MPH	TIME OF DAY
1 -	2:15.095	16.206	71.73	15:47:24.277
2 -	2:01.980	3.091	79.44	15:49:26.257
3 -	2:00.563	1.674	80.38	15:51:26.820
4 -	2:16.675	17.786	70.90	15:53:43.495
5 -	2:00.182	1.293	80.63	15:55:43.677
6 -	2:01.610	2.721	79.69	15:57:45.287
7 -	1:59.060 (2)	0.171	81.39	15:59:44.347
8 -	1:59.093 (3)	0.204	81.37	16:01:43.440
9 -	<b>1:58.889 (1)</b>		<b>81.51</b>	<b>16:03:42.329</b>

P9 65 Colin ROBINSON				
LAP	LAP TIME	DIFF	MPH	TIME OF DAY
1 -	2:19.001	20.821	69.72	15:47:28.183
2 -	2:05.967	7.787	76.93	15:49:34.150
3 -	2:03.865	5.685	78.24	15:51:38.015
4 -	2:02.776	4.596	78.93	15:53:40.791
5 -	2:01.972	3.792	79.45	15:55:42.763
6 -	2:02.876	4.696	78.87	15:57:45.639
7 -	1:59.183 (2)	1.003	81.31	15:59:44.822
8 -	1:59.917 (3)	1.737	80.81	16:01:44.739
9 -	<b>1:58.180 (1)</b>		<b>82.00</b>	<b>16:03:42.919</b>

P10 58 Ryan NELSON				
LAP	LAP TIME	DIFF	MPH	TIME OF DAY
1 -	2:16.575	13.750	70.95	15:47:25.757
2 -	2:05.178	2.353	77.42	15:49:30.935
3 -	2:05.634	2.809	77.13	15:51:36.569
4 -	2:05.223	2.398	77.39	15:53:41.792
5 -	2:03.175 (2)	0.350	78.67	15:55:44.967
6 -	<b>2:02.825 (1)</b>		<b>78.90</b>	<b>15:57:47.792</b>
7 -	2:03.281 (3)	0.456	78.61	15:59:51.073
8 -	2:07.040	4.215	76.28	16:01:58.113
9 -	2:07.559	4.734	75.97	16:04:05.672

# BARC NW Race Meeting - Oulton Park Int. - October 12th 2024

## CNC Heads Sports / Saloons Championship

### RACE 7 - LAP ANALYSIS

DIFF = Difference To Personal Best Lap

P11 96 Bod BUCKBY				
LAP	LAP TIME	DIFF	MPH	TIME OF DAY
1 -	2:17.804	13.989	70.32	15:47:26.986
2 -	2:07.834	4.019	75.81	15:49:34.820
3 -	2:06.554	2.739	76.57	15:51:41.374
4 -	2:05.010 (3)	1.195	77.52	15:53:46.384
5 -	2:06.870	3.055	76.38	15:55:53.254
6 -	2:08.062	4.247	75.67	15:58:01.316
7 -	2:07.231	3.416	76.17	16:00:08.547
8 -	2:04.332 (2)	0.517	77.94	16:02:12.879
9 -	<b>2:03.815 (1)</b>		<b>78.27</b>	<b>16:04:16.694</b>

P12 79 Clive DIX				
LAP	LAP TIME	DIFF	MPH	TIME OF DAY
1 -	2:18.384	14.620	70.03	15:47:27.566
2 -	2:08.238	4.474	75.57	15:49:35.804
3 -	2:09.352	5.588	74.92	15:51:45.156
4 -	2:06.376	2.612	76.68	15:53:51.532
5 -	2:07.889	4.125	75.77	15:55:59.421
6 -	2:06.530	2.766	76.59	15:58:05.951
7 -	2:04.138 (2)	0.374	78.06	16:00:10.089
8 -	2:04.684 (3)	0.920	77.72	16:02:14.773
9 -	<b>2:03.764 (1)</b>		<b>78.30</b>	<b>16:04:18.537</b>

P13 118 Richard WALKER				
LAP	LAP TIME	DIFF	MPH	TIME OF DAY
1 -	2:21.684	17.945	68.40	15:47:30.866
2 -	2:05.585	1.846	77.16	15:49:36.451
3 -	2:09.447	5.708	74.86	15:51:45.898
4 -	2:06.348	2.609	76.70	15:53:52.246
5 -	2:07.982	4.243	75.72	15:56:00.228
6 -	2:06.213	2.474	76.78	15:58:06.441
7 -	2:04.268 (2)	0.529	77.98	16:00:10.709
8 -	2:04.435 (3)	0.696	77.88	16:02:15.144
9 -	<b>2:03.739 (1)</b>		<b>78.32</b>	<b>16:04:18.883</b>

P14 98 Matthew JONES				
LAP	LAP TIME	DIFF	MPH	TIME OF DAY
1 -	2:23.597	19.522	67.48	15:47:32.779
2 -	2:05.243	1.168	77.37	15:49:38.022
3 -	2:08.629	4.554	75.34	15:51:46.651
4 -	2:06.178	2.103	76.80	15:53:52.829
5 -	2:07.145	3.070	76.22	15:55:59.974
6 -	2:07.352	3.277	76.09	15:58:07.326
7 -	<b>2:04.075 (1)</b>		<b>78.10</b>	<b>16:00:11.401</b>
8 -	2:04.312 (2)	0.237	77.95	16:02:15.713
9 -	2:04.409 (3)	0.334	77.89	16:04:20.122

P15 36 Alek MODRO				
LAP	LAP TIME	DIFF	MPH	TIME OF DAY
1 -	2:25.734	22.508	66.49	15:47:34.916
2 -	2:09.015	5.789	75.11	15:49:43.931
3 -	2:08.971	5.745	75.14	15:51:52.902
4 -	2:07.410	4.184	76.06	15:54:00.312
5 -	2:05.353	2.127	77.31	15:56:05.665
6 -	2:04.357	1.131	77.93	15:58:10.022
7 -	2:03.436 (2)	0.210	78.51	16:00:13.458
8 -	2:03.702 (3)	0.476	78.34	16:02:17.160
9 -	<b>2:03.226 (1)</b>		<b>78.64</b>	<b>16:04:20.386</b>

DIFF = Difference To Personal Best Lap

P16 18 Jon MADOC JONES				
LAP	LAP TIME	DIFF	MPH	TIME OF DAY
1 -	2:22.995	13.367	67.77	15:47:32.177
2 -	<b>2:09.628 (1)</b>		<b>74.76</b>	<b>15:49:41.805</b>
3 -	2:10.981	1.353	73.99	15:51:52.786
4 -	2:10.266	0.638	74.39	15:54:03.052
5 -	2:10.203 (3)	0.575	74.43	15:56:13.255
6 -	2:09.897 (2)	0.269	74.60	15:58:23.152
7 -	2:10.387	0.759	74.32	16:00:33.539
8 -	2:12.914	3.286	72.91	16:02:46.453

P17 127 Stuart CONNOLLY				
LAP	LAP TIME	DIFF	MPH	TIME OF DAY
1 -	2:30.081	20.631	64.57	15:47:39.263
2 -	2:12.219	2.769	73.29	15:49:51.482
3 -	2:12.652	3.202	73.05	15:52:04.134
4 -	2:11.125	1.675	73.90	15:54:15.259
5 -	2:10.005 (2)	0.555	74.54	15:56:25.264
6 -	<b>2:09.450 (1)</b>		<b>74.86</b>	<b>15:58:34.714</b>
7 -	2:11.509	2.059	73.69	16:00:46.223
8 -	2:10.802 (3)	1.352	74.09	16:02:57.025

P18 15 Julian WOOD				
LAP	LAP TIME	DIFF	MPH	TIME OF DAY
1 -	2:24.924	14.945	66.87	15:47:34.106
2 -	2:11.917	1.938	73.46	15:49:46.023
3 -	2:11.293 (3)	1.314	73.81	15:51:57.316
4 -	2:10.075 (2)	0.096	74.50	15:54:07.391
5 -	2:12.362	2.383	73.21	15:56:19.753
6 -	2:11.343	1.364	73.78	15:58:31.096
7 -	2:16.833	6.854	70.82	16:00:47.929
8 -	<b>2:09.979 (1)</b>		<b>74.56</b>	<b>16:02:57.908</b>

P19 9 Cavan TAYLOR				
LAP	LAP TIME	DIFF	MPH	TIME OF DAY
1 -	2:21.549	11.600	68.46	15:47:30.731
2 -	2:22.000	12.051	68.24	15:49:52.731
3 -	2:12.720	2.771	73.02	15:52:05.451
4 -	2:10.889 (2)	0.940	74.04	15:54:16.340
5 -	2:10.896 (3)	0.947	74.03	15:56:27.236
6 -	<b>2:09.949 (1)</b>		<b>74.57</b>	<b>15:58:37.185</b>
7 -	2:11.349	1.400	73.78	16:00:48.534
8 -	2:11.031	1.082	73.96	16:02:59.565

P20 26 Louie DOBSON				
LAP	LAP TIME	DIFF	MPH	TIME OF DAY
1 -	2:31.075	20.277	64.14	15:47:40.257
2 -	2:14.954	4.156	71.81	15:49:55.211
3 -	2:14.188	3.390	72.22	15:52:09.399
4 -	2:12.041	1.243	73.39	15:54:21.440
5 -	<b>2:10.798 (1)</b>		<b>74.09</b>	<b>15:56:32.238</b>
6 -	2:11.513 (2)	0.715	73.69	15:58:43.751
7 -	2:13.692	2.894	72.48	16:00:57.443
8 -	2:11.999 (3)	1.201	73.41	16:03:09.442

P21 10 William BARTLETT				
LAP	LAP TIME	DIFF	MPH	TIME OF DAY
1 -	2:33.155	22.354	63.27	15:47:42.337
2 -	2:15.938	5.137	71.29	15:49:58.275
3 -	2:13.467	2.666	72.61	15:52:11.742

# BARC NW Race Meeting - Oulton Park Int. - October 12th 2024

## CNC Heads Sports / Saloons Championship

### RACE 7 - LAP ANALYSIS

DIFF = Difference To Personal Best Lap

4 -	2:12.119 (2)	1.318	73.35	15:54:23.861
5 -	<b>2:10.801 (1)</b>		<b>74.09</b>	<b>15:56:34.662</b>
6 -	2:15.816	5.015	71.35	15:58:50.478
7 -	2:12.248 (3)	1.447	73.28	16:01:02.726
8 -	2:13.275	2.474	72.71	16:03:16.001

DIFF = Difference To Personal Best Lap

4 -	2:07.301 (2)	4.115	76.12	15:53:49.777
-----	--------------	-------	-------	--------------

P22 53 Nick HAYNES				
LAP	LAP TIME	DIFF	MPH	TIME OF DAY

1 -	2:32.041	18.454	63.74	15:47:41.223
2 -	2:15.055	1.468	71.75	15:49:56.278
3 -	2:14.552 (3)	0.965	72.02	15:52:10.830
4 -	<b>2:13.587 (1)</b>		<b>72.54</b>	<b>15:54:24.417</b>
5 -	2:13.923 (2)	0.336	72.36	15:56:38.340
6 -	2:19.121	5.534	69.66	15:58:57.461
7 -	2:17.756	4.169	70.35	16:01:15.217
8 -	2:16.091	2.504	71.21	16:03:31.308

P23 34 Helen ALLEN				
LAP	LAP TIME	DIFF	MPH	TIME OF DAY

1 -	2:37.642	18.609	61.47	15:47:46.824
2 -	<b>2:19.033 (1)</b>		<b>69.70</b>	<b>15:50:05.857</b>
3 -	2:20.823 (2)	1.790	68.81	15:52:26.680
4 -	2:21.020 (3)	1.987	68.72	15:54:47.700
5 -	2:28.085	9.052	65.44	15:57:15.785
6 -	2:22.029	2.996	68.23	15:59:37.814
7 -	2:26.376	7.343	66.20	16:02:04.190
8 -	2:24.524	5.491	67.05	16:04:28.714

P24 176 Rob PHILLIPS				
LAP	LAP TIME	DIFF	MPH	TIME OF DAY

1 -	2:23.352	18.820	67.60	15:47:32.534
2 -	2:09.598	5.066	74.77	15:49:42.132
3 -	2:10.556	6.024	74.23	15:51:52.688
4 -	2:05.687	1.155	77.10	15:53:58.375
5 -	2:04.821	0.289	77.64	15:56:03.196
6 -	2:04.736 (3)	0.204	77.69	15:58:07.932
7 -	<b>2:04.532 (1)</b>		<b>77.82</b>	<b>16:00:12.464</b>
8 -	2:04.541 (2)	0.009	77.81	16:02:17.005
9 -	2:15.727 P	11.195	71.40	16:04:32.732

P25 128 Lee BULL				
LAP	LAP TIME	DIFF	MPH	TIME OF DAY

1 -	2:11.873	9.424	73.48	15:47:21.055
2 -	2:03.010	0.561	78.78	15:49:24.065
3 -	2:02.512 (2)	0.063	79.10	15:51:26.577
4 -	<b>2:02.449 (1)</b>		<b>79.14</b>	<b>15:53:29.026</b>
5 -	2:02.854 (3)	0.405	78.88	15:55:31.880

P26 151 Deri DAVIES				
LAP	LAP TIME	DIFF	MPH	TIME OF DAY

1 -	2:05.490	14.101	77.22	15:47:14.672
2 -	1:53.088 (2)	1.699	85.69	15:49:07.760
3 -	<b>1:51.389 (1)</b>		<b>87.00</b>	<b>15:50:59.149</b>
4 -	1:57.145 (3)	5.756	82.72	15:52:56.294

P27 77 Steven PARKER				
LAP	LAP TIME	DIFF	MPH	TIME OF DAY

1 -	2:18.219	15.033	70.11	15:47:27.401
2 -	<b>2:03.186 (1)</b>		<b>78.67</b>	<b>15:49:30.587</b>
3 -	2:11.889 (3)	8.703	73.48	15:51:42.476



# BARC NW Race Meeting - Oulton Park Int. - October 12th 2024

## CNC Heads Sports / Saloons Championship

### RACE 7 - STATISTICS

**Competitors Started** 27  
**Planned Start** 2024-10-12 @ 15:05:00.000  
**Actual Start** 2024-10-12 @ 15:45:09.181  
**Finish Time** 2024-10-12 @ 16:02:22.558  
**Track Length** 2.6920mi.  
**Total Laps** 227  
**Total Distance Covered** 611.0904mi.

#### Session Fastest Lap History

NO	CL	NAME	LAP TIME	TIME OF DAY	LAP	VEHICLE
95	B	Ben ROBERTS	2:00.255	15:47:09.432	1	Locost 7 RR
95	B	Ben ROBERTS	1:53.922	15:49:03.355	2	Locost 7 RR
2	B	Roddie PATERSON	1:53.041	15:49:07.243	2	Caterham C400
2	B	Roddie PATERSON	1:51.355	15:50:58.597	3	Caterham C400

#### Session Leader History

NO	CL	NAME	FROM LAP	LAPS LED	DISTANCE	VEHICLE
95	B	Ben ROBERTS	1	9	24.22 miles	Locost 7 RR

#### Flag History

TYPE	TIME OF DAY
GREEN	15:45:09.181
FINISH	16:02:22.558

#### Flag Statistics

TYPE	COUNT	TOTAL LAPS	TOTAL TIME
Green	1	9	19:35.160
Red	0	0	0.000
Safety Car	0	0	0.000
FCY	0	0	0.000

# BARC NW Race Meeting - Oulton Park Int. - October 12th 2024

## CNC Heads Sports / Saloons Championship

### RACE 7 - STATISTICS

CLASS : B

8 Starters

#### Fastest Lap History

NO	NAME	LAP TIME	TIME OF DAY	LAP	VEHICLE
95	Ben ROBERTS	2:00.255	15:47:09.432	1	Locost 7 RR
95	Ben ROBERTS	1:53.922	15:49:03.355	2	Locost 7 RR
2	Roddie PATERSON	1:53.041	15:49:07.243	2	Caterham C400
2	Roddie PATERSON	1:51.355	15:50:58.597	3	Caterham C400

#### Leader History

NO	NAME	FROM LAP	LAPS LED	DISTANCE	VEHICLE
95	Ben ROBERTS	1	9	24.22 miles	Locost 7 RR

# BARC NW Race Meeting - Oulton Park Int. - October 12th 2024

## CNC Heads Sports / Saloons Championship

### RACE 7 - STATISTICS

CLASS : E

10 Starters

#### Fastest Lap History

NO	NAME	LAP TIME	TIME OF DAY	LAP	VEHICLE
128	Lee BULL	<b>2:11.873</b>	15:47:21.050	1	Renault Clio
128	Lee BULL	<b>2:03.010</b>	15:49:24.065	2	Renault Clio
55	Paul ROTHEROE	<b>2:01.980</b>	15:49:26.248	2	Citroen Xsara VTS
55	Paul ROTHEROE	<b>2:00.563</b>	15:51:26.812	3	Citroen Xsara VTS
55	Paul ROTHEROE	<b>2:00.182</b>	15:55:43.668	5	Citroen Xsara VTS
55	Paul ROTHEROE	<b>1:59.060</b>	15:59:44.338	7	Citroen Xsara VTS
55	Paul ROTHEROE	<b>1:58.889</b>	16:03:42.320	9	Citroen Xsara VTS

#### Leader History

NO	NAME	FROM LAP	LAPS LED	DISTANCE	VEHICLE
128	Lee BULL	1	5	13.46 miles	Renault Clio
55	Paul ROTHEROE	6	4	10.76 miles	Citroen Xsara VTS

# BARC NW Race Meeting - Oulton Park Int. - October 12th 2024

## CNC Heads Sports / Saloons Championship

### RACE 7 - STATISTICS

CLASS : D

5 Starters

#### Fastest Lap History

NO	NAME	LAP TIME	TIME OF DAY	LAP	VEHICLE
58	Ryan NELSON	<b>2:16.575</b>	15:47:25.751	1	Mini Cooper
77	Steven PARKER	<b>2:03.186</b>	15:49:30.590	2	Ford Fiesta
58	Ryan NELSON	<b>2:03.175</b>	15:55:44.961	5	Mini Cooper
58	Ryan NELSON	<b>2:02.825</b>	15:57:47.786	6	Mini Cooper

#### Leader History

NO	NAME	FROM LAP	LAPS LED	DISTANCE	VEHICLE
58	Ryan NELSON	1	1	2.69 miles	Mini Cooper
77	Steven PARKER	2	1	2.69 miles	Ford Fiesta
58	Ryan NELSON	3	7	18.84 miles	Mini Cooper

# BARC NW Race Meeting - Oulton Park Int. - October 12th 2024

## CNC Heads Sports / Saloons Championship

### RACE 7 - STATISTICS

CLASS : A

2 Starters

#### Fastest Lap History

NO	NAME	LAP TIME	TIME OF DAY	LAP	VEHICLE
21	Chris PETCH	<b>2:08.802</b>	15:47:17.981	1	Ginetta G50
21	Chris PETCH	<b>1:55.717</b>	15:49:13.698	2	Ginetta G50
21	Chris PETCH	<b>1:55.475</b>	15:51:09.173	3	Ginetta G50
21	Chris PETCH	<b>1:54.392</b>	15:54:59.706	5	Ginetta G50

#### Leader History

NO	NAME	FROM LAP	LAPS LED	DISTANCE	VEHICLE
21	Chris PETCH	1	9	24.22 miles	Ginetta G50

# BARC NW Race Meeting - Oulton Park Int. - October 12th 2024

## CNC Heads Sports / Saloons Championship

### RACE 7 - STATISTICS

CLASS : F

1 Starters

#### Fastest Lap History

NO	NAME	LAP TIME	TIME OF DAY	LAP	VEHICLE
34	Helen ALLEN	<b>2:37.642</b>	15:47:46.820	1	Ford Fiesta Zetec S
34	Helen ALLEN	<b>2:19.033</b>	15:50:05.852	2	Ford Fiesta Zetec S

#### Leader History

NO	NAME	FROM LAP	LAPS LED	DISTANCE	VEHICLE
34	Helen ALLEN	1	8	21.53 miles	Ford Fiesta Zetec S

# BARC NW Race Meeting - Oulton Park Int. - October 12th 2024

## CNC Heads Sports / Saloons Championship

### RACE 7 - STATISTICS

CLASS : C

1 Starters

#### Fastest Lap History

NO	NAME	LAP TIME	TIME OF DAY	LAP	VEHICLE
96	Bod BUCKBY	<b>2:17.804</b>	15:47:26.986	1	Caterham 310R
96	Bod BUCKBY	<b>2:07.834</b>	15:49:34.820	2	Caterham 310R
96	Bod BUCKBY	<b>2:06.554</b>	15:51:41.374	3	Caterham 310R
96	Bod BUCKBY	<b>2:05.010</b>	15:53:46.384	4	Caterham 310R
96	Bod BUCKBY	<b>2:04.332</b>	16:02:12.879	8	Caterham 310R
96	Bod BUCKBY	<b>2:03.815</b>	16:04:16.694	9	Caterham 310R

#### Leader History

NO	NAME	FROM LAP	LAPS LED	DISTANCE	VEHICLE
96	Bod BUCKBY	1	9	24.22 miles	Caterham 310R