

19th September 2021

Round 7 – Clockwise



S.M.A.R.T.

Scottish Motorsports Automatic Race Timing

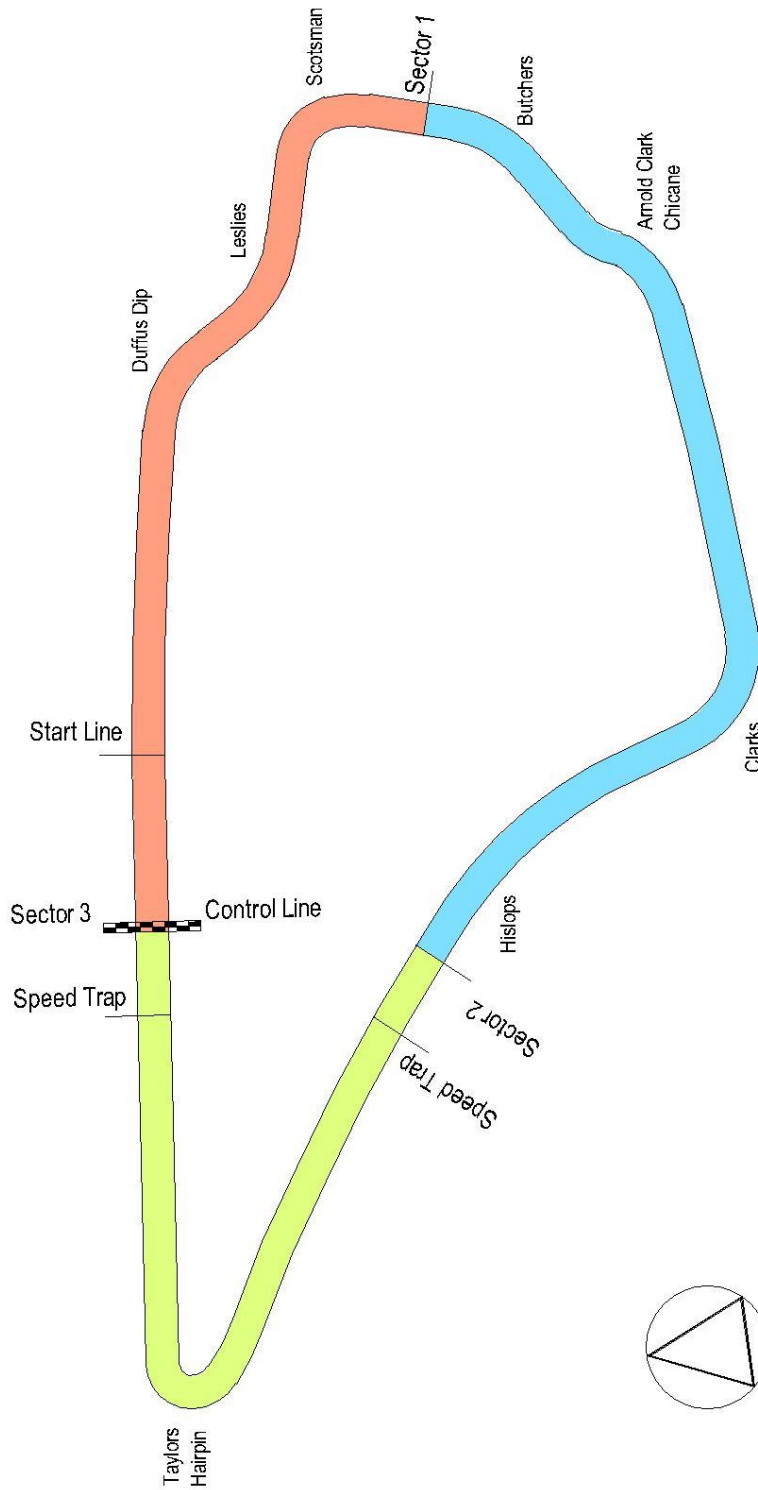

Ravenslea, Melrose Road, Galashiels, TD1 2AT

Telephone : 01896 – 752447

Scottish Motorsports Automatic Race Timing

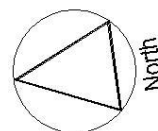
Circuit layout

Knockhill – Clockwise



Length
 0.433 Mile
 0.503 Mile
 0.334 Mile

Sector 1
 Sector 2
 Sector 3



Super Lap Scotland - Round 7

Sorted on best lap time

KMSC Modsports

Knockhill 1.267 miles

Qualifying 1

19/09/2021 09:00

Practice started at 9:02:05

Pos	No.	Name	Make/Model	Class Code	Laps	Best Tm	Diff	Best Speed	2nd Best
1	79	Paul BRYDON	Solution F BMW M3	A	9	55.598		82.032	55.722
2	25	Alistair MOWAT	VW Golf GTi	C	13	57.632	2.034	79.137	57.986
3	3	Josh HISLOP	Renault Clio 172	G	11	1:01.011	5.413	74.754	1:01.203
4	18	Damien McKAY	Westfield FW	B	12	1:03.134	7.536	72.241	1:03.524
5	55	Adam KINDNESS	Mini Cooper	H	9	1:06.119	10.521	68.979	1:06.511
6	69	Andrew PATERSON	BMW 318iS	F	9	1:06.170	10.572	68.926	1:06.486
7	77	Frazer HUNTLY	Nissan Primera	D	6	1:06.971	11.373	68.102	1:09.678
8	86	Adam MORRISON	Mini Cooper	G	12	1:07.095	11.497	67.976	1:08.039
9	132	Suzanne BUIST	Mini Cooper S	G	8	1:07.269	11.671	67.800	1:08.148
10	8	Richard SUTHERLAND	BMW Compact	J	12	1:08.328	12.730	66.749	1:08.398
11	771	Scott ARMSTRONG	Mini Cooper	H	12	1:08.651	13.053	66.435	1:08.790
12	64	Sean MARTIN	Honda Civic Type R	G	10	1:08.918	13.320	66.178	1:08.948
13	21	James STRACHAN	Mini Cooper S	G	11	1:09.843	14.245	65.301	1:10.661
14	20	Louise STRACHAN	Mini Cooper S	G	10	1:10.314	14.716	64.864	1:10.548
15	186	Murray DOUGLAS	Mini Cooper	H	11	1:10.322	14.724	64.857	1:10.972
16	217	Steven SOMERVILLE	BMW E36 Compact	J	12	1:11.408	15.810	63.870	1:11.878
17	1	Natalie COWIE	Mini Cooper S R53	G	2	1:19.673	24.075	57.244	

Announcements

Car No.8 - No working transponder - Please fix before 1st Race.

Clerk of the Course

Sig : Nick Clarke Time :

Chief Timekeeper : Ian Sharp (SMART Timing)

Results available at www.smart-timing.co.uk and www.speedhive.com

Printed: 19/09/2021 09:25:04

Orbits



Super Lap Scotland - Round 7

KMSC Modsports

Knockhill 1.267 miles

Qualifying 1

19/09/2021 09:00

Practice started at 9:02:05

Lap	Time of Day	Lap Tm
(79) Paul BRYDON		
1	9:03:26.804	
2	9:06:00.675	2:33.871
3	9:12:45.792	5:24.325
4	9:13:46.998	1:01.206
5	9:14:44.409	57.411
6	9:15:44.510	1:00.101
7	9:16:40.108	55.598
8	9:17:35.830	55.722
9	9:18:50.783	1:14.953

Lap	Time of Day	Lap Tm
(25) Alistair MOWAT		
1	9:04:18.179	
2	9:05:28.914	1:10.735
3	9:06:32.553	1:03.639
4	9:12:51.678	4:41.951
5	9:13:50.927	59.249
6	9:14:50.376	59.449
7	9:15:50.426	1:00.050
8	9:16:48.762	58.336
9	9:17:51.229	1:02.467
10	9:18:56.783	1:05.554
11	9:19:54.769	57.986
12	9:21:02.658	1:07.889
13	9:22:00.290	57.632

Lap	Time of Day	Lap Tm
(3) Josh HISLOP		
1	9:04:28.062	
2	9:05:44.586	1:16.524
3	9:13:11.745	6:07.038
4	9:14:16.826	1:05.081
5	9:15:26.100	1:09.274
6	9:16:29.262	1:03.162
7	9:17:31.272	1:02.010
8	9:18:38.966	1:07.694
9	9:19:40.169	1:01.203
10	9:20:41.414	1:01.245
11	9:21:42.425	1:01.011

Lap	Time of Day	Lap Tm
(18) Damien McKAY		
1	9:04:25.210	
2	9:05:39.967	1:14.757
3	9:12:42.124	5:44.530
4	9:13:49.148	1:07.024
5	9:14:54.019	1:04.871
6	9:15:58.603	1:04.584
7	9:17:02.979	1:04.376
8	9:18:08.337	1:05.358
9	9:19:11.877	1:03.540
10	9:20:15.401	1:03.524
11	9:21:18.535	1:03.134
12	9:22:22.546	1:04.011

Lap	Time of Day	Lap Tm
(55) Adam KINDNESS		
1	9:03:51.805	
2	9:05:00.115	1:08.310
3	9:06:07.491	1:07.376
4	9:13:22.766	5:41.318
5	9:14:29.563	1:06.797
6	9:15:44.651	1:15.088
7	9:16:51.162	1:06.511
8	9:17:57.281	1:06.119
9	9:19:18.592	1:21.311

Lap	Time of Day	Lap Tm
(69) Andrew PATERSON		
1	9:03:58.028	
2	9:05:10.700	1:12.672
3	9:06:21.806	1:11.106
4	9:12:57.880	4:51.742
5	9:14:06.511	1:08.631
6	9:15:14.575	1:08.064
7	9:16:20.745	1:06.170
8	9:17:27.231	1:06.486

Lap	Time of Day	Lap Tm
(77) Frazer HUNTLY		
1	9:04:20.680	
2	9:05:40.354	1:19.674
3	9:12:35.950	6:55.596
4	9:13:42.921	1:06.971
5	9:14:52.599	1:09.678
6	9:16:17.969	1:25.370

Lap	Time of Day	Lap Tm
(86) Adam MORRISON		
1	9:03:52.673	
2	9:05:03.920	1:11.247
3	9:06:14.103	1:10.183
4	9:13:23.579	5:37.112
5	9:14:31.618	1:08.039
6	9:15:45.792	1:14.174
7	9:16:54.634	1:08.842
8	9:18:15.609	1:20.975
9	9:19:24.684	1:09.075
10	9:20:32.878	1:08.194
11	9:21:39.973	1:07.095
12	9:22:56.555	1:16.582

Lap	Time of Day	Lap Tm
(132) Suzanne BUIST		
1	9:04:20.671	
2	9:05:43.751	1:23.080
3	9:12:49.526	5:41.062
4	9:13:59.780	1:10.254
5	9:15:08.691	1:08.911
6	9:16:16.839	1:08.148
7	9:17:24.108	1:07.269
8	9:18:47.305	1:23.197

Lap	Time of Day	Lap Tm
(8) Richard SUTHERLAND		
1	9:03:34.707	
2	9:04:47.317	1:12.610
3	9:05:58.321	1:11.004
4	9:12:56.451	5:29.146
5	9:14:08.918	1:12.467
6	9:15:19.692	1:10.774
7	9:16:29.568	1:09.876
8	9:17:39.054	1:09.486
9	9:18:48.478	1:09.424
10	9:19:57.386	1:08.908
11	9:21:05.714	1:08.328
12	9:22:14.112	1:08.398

Lap	Time of Day	Lap Tm
(771) Scott ARMSTRONG		
1	9:04:06.266	
2	9:05:21.588	1:15.322
3	9:06:35.085	1:13.497
4	9:13:04.885	4:52.139
5	9:14:16.804	1:11.919
6	9:15:30.777	1:13.973
7	9:16:41.208	1:10.431
8	9:17:54.247	1:13.039
9	9:19:06.328	1:12.081
10	9:20:16.935	1:10.607
11	9:21:25.725	1:08.790
12	9:22:34.376	1:08.651

Lap	Time of Day	Lap Tm
(64) Sean MARTIN		
1	9:04:22.340	
2	9:05:36.302	1:13.962
3	9:12:43.926	5:44.059
4	9:13:57.453	1:13.527
5	9:15:12.204	1:14.751
6	9:16:26.051	1:13.847
7	9:17:40.135	1:14.084
8	9:18:51.260	1:11.125
9	9:20:00.208	1:08.948
10	9:21:09.126	1:08.918

Clerk of the Course

Sig : Nick Clarke Time :

Chief Timekeeper : Ian Sharp (SMART Timing)

Results available at www.smart-timing.co.uk and www.speedhive.com

Printed: 19/09/2021 09:36:05

Orbits



Super Lap Scotland - Round 7

KMSC Modsports

Knockhill 1.267 miles

Qualifying 1

19/09/2021 09:00

Practice started at 9:02:05

Lap	Time of Day	Lap Tm
(21) James STRACHAN		
1	9:04:07.646	
2	9:05:25.727	1:18.081
3	9:13:06.290	4:13.739
4	9:14:20.434	1:14.144
5	9:15:34.530	1:14.096
6	9:16:44.373	1:09.843
7	9:17:56.435	1:12.062
8	9:19:07.460	1:11.025
9	9:20:18.993	1:11.533
10	9:21:30.545	1:11.552
11	9:22:41.206	1:10.661

Lap Time of Day Lap Tm

(20) Louise STRACHAN		
1	9:04:04.624	
2	9:05:49.343	1:44.719
3	9:12:50.659	5:37.291
4	9:14:00.973	1:10.314
5	9:15:49.742	1:48.769
6	9:17:00.290	1:10.548
7	9:19:05.865	2:05.575
8	9:20:18.732	1:12.867
9	9:21:30.563	1:11.831
10	9:22:43.438	1:12.875

(186) Murray DOUGLAS		
1	9:03:55.113	
2	9:05:08.417	1:13.304
3	9:06:20.231	1:11.814
4	9:13:25.745	5:25.776
5	9:14:37.126	1:11.381
6	9:15:53.803	1:16.677
7	9:17:05.670	1:11.867
8	9:18:21.539	1:15.869
9	9:19:31.861	1:10.322
10	9:20:42.833	1:10.972
11	9:21:57.653	1:14.820

(217) Steven SOMERVILLE		
1	9:03:40.943	
2	9:04:56.039	1:15.096
3	9:06:10.443	1:14.404
4	9:12:59.982	5:16.368
5	9:14:14.232	1:14.250
6	9:15:28.288	1:14.056
7	9:16:40.848	1:12.560
8	9:17:52.726	1:11.878
9	9:19:05.461	1:12.735
10	9:20:18.077	1:12.616
11	9:21:30.112	1:12.035
12	9:22:41.520	1:11.408

(1) Natalie COWIE		
1	9:04:19.291	
2	9:05:38.964	1:19.673

Clerk of the Course

Sig : Nick Clarke Time :

Chief Timekeeper : Ian Sharp (SMART Timing)

Results available at www.smart-timing.co.uk and www.speedhive.com

Printed: 19/09/2021 09:36:05

Orbits



Super Lap Scotland - Round 7

KMSC Modsports

Knockhill 1.267 miles

Race 1 - 1st Race

19/09/2021 10:40

Race (15:00 and 1 Laps)

POLE POSITION

2

25 Alistair MOWAT
57.632

1

79 Paul BRYDON
55.598

1

4

18 Damien MCKAY
1:03.134

3

3 Josh HISLOP
1:01.011

2

6

69 Andrew PATERSON
1:06.170

5

55 Adam KINDNESS
1:06.119

3

8

86 Adam MORRISON
1:07.095

7

77 Frazer HUNTLY
1:06.971

4

10

8 Richard SUTHERLAND
1:08.328

9

132 Suzanne BUIST
1:07.269

5

12

64 Sean MARTIN
1:08.918

11

771 Scott ARMSTRONG
1:08.651

6

14

20 Louise STRACHAN
1:10.314

13

21 James STRACHAN
1:09.843

7

16

217 Steven SOMERVILLE
1:11.408

15

186 Murray DOUGLAS
1:10.322

8

17

1 Natalie COWIE
1:19.673

9

Clerk of the Course

Sig : Nick Clarke Time :

Chief Timekeeper : Ian Sharp (SMART Timing)

Results available at www.smart-timing.co.uk and www.speedhive.com

Printed: 19/09/2021 09:27:10

Orbits



Super Lap Scotland - Round 7

KMSC Modsports

Knockhill 1.267 miles

Race 5 - 2nd Race

19/09/2021 14:40

Race (15:00 and 1 Laps)

POLE POSITION

2 25 Alistair MOWAT 57.986
4 18 Damien MCKAY 1:03.524
6 55 Adam KINDNESS 1:06.511
8 132 Suzanne BUIST 1:08.148
10 771 Scott ARMSTRONG 1:08.790
12 77 Frazer HUNTLY 1:09.678
14 21 James STRACHAN 1:10.661
16 217 Steven SOMERVILLE 1:11.878

1 79 Paul BRYDON 55.722
3 3 Josh HISLOP 1:01.203
5 69 Andrew PATERSON 1:06.486
7 86 Adam MORRISON 1:08.039
9 8 Richard SUTHERLAND 1:08.398
11 64 Sean MARTIN 1:08.948
13 20 Louise STRACHAN 1:10.548
15 186 Murray DOUGLAS 1:10.972
17 1 Natalie COWIE

1
2
3
4
5
6
7
8
9

Clerk of the Course

Sig : Nick Clarke Time :

Chief Timekeeper : Ian Sharp (SMART Timing)

Results available at www.smart-timing.co.uk and www.speedhive.com

Printed: 19/09/2021 09:29:03

Orbits





Bulletin No. _____

Super Lap Scotland - Round 7

Sorted on best lap time

KMSC Legends

Knockhill 1.267 miles

Familiarisation - Q2

19/09/2021 09:20

Practice (10:00 Time) started at 9:30:08

Pos	No.	Name	Make/Model	Class Code	Laps	Best Tm	Diff	Best Speed	2nd Best
1	22	Ben MASON	Chevy Sedan	L	9	1:06.129		68.969	1:06.383
2	52	Stewart BLACK	Ford Coupe	L	9	1:06.312	0.183	68.779	1:06.371
3	7	Duncan VINCENT	Ford Coupe	L	9	1:06.797	0.668	68.279	1:06.939
4	32	James HALL-MORTON	Chevy Coupe	L	9	1:07.637	1.508	67.431	1:08.319
5	17	Billy WAIT	Ford Coupe	L	8	1:07.735	1.606	67.334	1:08.849
6	18	Steven McGILL	Ford Coupe	L	6	1:08.028	1.899	67.044	1:08.099
7	30	Mark FRENCH	Ford Coupe	L	8	1:08.355	2.226	66.723	1:09.136
8	86	Jon CRITCHLOW	Chevy Sedan	L	7	1:08.505	2.376	66.577	1:10.264
9	82	Ben McNEICE	Ford Coupe	L R	8	1:09.861	3.732	65.284	1:10.324
10	5	Brent BOWIE	Ford Coupe	L	7	1:10.475	4.346	64.716	1:10.610
11	68	Mark REID	Chevy Sedan	L R	8	1:12.738	6.609	62.702	1:13.566
12	16	John BUSHBY	Chevy Sedan	L	9	1:13.124	6.995	62.371	1:13.387
13	4	Peter McKERNAN	Ford Coupe	L R	6	1:16.856	10.727	59.343	1:18.132
14	66	Alastair CALDERWOOD	Ford Sedan	L R	8	1:18.315	12.186	58.237	1:19.340

Clerk of the Course

Orbits

Sig : Nick Clarke Time :

Chief Timekeeper : Ian Sharp (SMART Timing)

Results available at www.smart-timing.co.uk and www.speedhive.com

Printed: 19/09/2021 09:43:01



Super Lap Scotland - Round 7

KMSC Legends

Familiarisation - Q2

Practice (10:00 Time) started at 9:30:08

Knockhill 1.267 miles

19/09/2021 09:20

Lap	Time of Day	Lap Tm	S1	S2	S3	S2Spd	SFSpd
(22) Ben MASON							
1	9:31:51.504				20.931		88.9
2	9:32:59.349	1:07.845	22.046	25.716	20.083		87.4
3	9:34:05.796	1:06.447	21.602	25.120	19.725		89.0
4	9:35:12.671	1:06.875	21.438	25.622	19.815		87.5
5	9:36:19.229	1:06.558	21.473	25.264	19.821		87.8
6	9:37:25.612	1:06.383	21.290	25.373	19.720		92.8
7	9:38:31.741	1:06.129	21.587	24.979	19.563		93.6
8	9:39:40.372	1:08.631	22.372	26.603	19.656		92.6
9	9:40:57.319	1:16.947	22.612	28.426	25.909		29.8
(52) Stewart BLACK							
1	9:31:20.350				47.997	2.4	88.3
2	9:32:29.173	1:08.823	22.556	26.141	20.126		92.7
3	9:33:36.727	1:07.554	21.764	25.769	20.021		92.6
4	9:34:43.386	1:06.659	21.522	25.272	19.865		94.9
5	9:35:50.274	1:06.888	21.489	25.452	19.947		94.1
6	9:36:56.586	1:06.312	21.459	25.137	19.716		94.9
7	9:38:03.054	1:06.468	21.457	25.183	19.828		96.3
8	9:39:09.425	1:06.371	21.425	25.025	19.921		94.7
9	9:40:16.149	1:06.724	21.684	25.228	19.812		94.1
(7) Duncan VINCENT							
1	9:31:36.608				46.808		86.0
2	9:32:43.948	1:07.340	21.974	25.399	19.967		91.4
3	9:33:50.887	1:06.939	21.745	25.298	19.896		92.7
4	9:34:58.164	1:07.277	21.629	25.488	20.160		90.3
5	9:36:05.300	1:07.136	21.877	25.367	19.892		89.8
6	9:37:12.884	1:07.584	21.908	25.396	20.280		89.5
7	9:38:20.019	1:07.135	21.655	25.554	19.926		88.5
8	9:39:26.816	1:06.797	21.555	25.352	19.890		89.0
9	9:40:48.931	1:22.115	25.749	29.548	26.818		68.2
(32) James HALL-MORTON							
1	9:31:54.956				20.932	92.1	84.1
2	9:33:05.814	1:10.858	23.142	26.676	21.040		91.7
3	9:34:15.202	1:09.388	22.679	26.157	20.552		91.8
4	9:35:23.657	1:08.455	22.191	25.763	20.501		91.9
5	9:36:32.017	1:08.360	22.094	25.745	20.521		92.4
6	9:37:40.460	1:08.443	22.015	25.700	20.728		92.3
7	9:38:48.779	1:08.319	22.079	25.481	20.759		93.2
8	9:39:57.465	1:08.686	22.523	25.628	20.535		92.2
9	9:41:05.102	1:07.637	21.629	25.223	20.785		92.9
(17) Billy WAIT							
1	9:32:54.651				21.391		84.1
2	9:34:04.682	1:10.031			20.174		87.3
3	9:35:13.531	1:08.849			20.061		89.8
4	9:36:21.266	1:07.735			20.341		88.4
5	9:37:28.710	1:07.444			20.199		88.0
6	9:38:39.060	1:10.350			20.077		87.0
7	9:39:52.411	1:13.351			21.664		87.2
8	9:41:02.722	1:10.311			21.304		74.1
(18) Steven McGILL							
1	9:31:53.152				20.808	92.3	88.1
2	9:33:02.882	1:09.730	23.212	26.226	20.292		93.6
3	9:34:10.910	1:08.028	21.809	26.022	20.197		92.8
4	9:35:19.640	1:08.730	22.042	26.101	20.587		92.9
5	9:36:27.739	1:08.099	21.937	25.772	20.390		93.1
6	9:37:45.906	1:18.167	23.191	28.898	26.078		74.7
(30) Mark FRENCH							
1	9:32:05.532				21.027	89.7	83.6
2	9:33:16.390	1:10.858	22.615	27.386	20.857		88.6
3	9:34:29.250	1:12.860			20.738		90.6
4	9:35:39.529	1:10.279			20.965		83.9
5	9:36:50.565	1:11.036	22.333	27.996	20.707		86.1
6	9:37:59.701	1:09.136	22.222	26.296	20.618		83.4
7	9:39:10.010	1:10.309	22.370	26.366	21.573		88.0
8	9:40:18.365	1:08.355	22.100	26.017	20.238		90.2

Lap	Time of Day	Lap Tm	S1	S2	S3	S2Spd	SFSpd
1	9:32:13.452				23.373	89.1	81.5
2	9:33:23.716	1:10.264	22.995	26.469	20.800		92.7
3	9:34:34.094	1:10.378	23.585	26.235	20.558		93.5
4	9:35:46.237	1:12.143	23.242	27.703	21.198		92.9
5	9:36:54.742	1:08.505	22.080	26.009	20.416		91.4
6	9:38:08.144	1:13.402	21.949	26.401	25.052		90.9
7	9:40:15.830	2:07.686	39.763	47.285	40.638		42.9
(82) Ben McNEICE							
1	9:32:06.723				22.917	79.6	85.5
2	9:33:21.124	1:14.401	23.583	28.067	22.751		88.6
3	9:34:32.793	1:11.669	23.193	27.687	20.789		90.8
4	9:35:46.819	1:14.026	24.271	27.935	21.820		88.4
5	9:36:57.143	1:10.324	22.575	26.771	20.978		91.6
6	9:38:07.004	1:09.361	22.382	26.870	20.609		91.4
7	9:39:17.895	1:10.891	22.704	27.281	20.906		89.4
8	9:40:36.545	1:18.650	23.016	27.050	28.584		88.8
(5) Brent BOWIE							
1	9:31:51.571				22.412		82.7
2	9:33:06.670	1:15.099	25.266	28.494	21.339		89.4
3	9:34:19.009	1:12.339	23.796	27.797	20.746		90.7
4	9:35:29.663	1:10.654	23.381	27.073	20.200		91.1
5	9:36:40.138	1:10.475	22.934	27.052	20.489		90.1
6	9:37:50.748	1:10.610	22.838	27.262	20.510		89.0
7	9:39:12.236	1:21.488	22.454	29.158	29.876		65.9
(68) Mark REID							
1	9:32:14.554				24.694		80.5
2	9:33:31.047	1:16.493			22.373		83.1
3	9:34:45.615	1:14.568			22.015		81.7
4	9:36:02.097	1:16.482			21.667		82.4
5	9:37:15.663	1:13.566			21.674		83.6
6	9:38:28.401	1:12.738			21.714		82.2
7	9:39:50.052	1:21.651			22.708		79.8
8	9:41:04.333	1:14.281			21.580		83.0
(16) John BUSHBY							
1	9:31:25.227				51.347	2.3	80.8
2	9:32:38.874	1:13.647	24.163	27.837	21.647		88.1
3	9:33:51.998	1:13.124	23.389	28.444	21.291		87.5
4	9:35:06.990	1:14.992	23.971	28.843	22.178		80.7
5	9:36:21.172	1:14.182	24.299	28.477	21.406		86.4
6	9:37:35.299	1:14.127	23.907	28.564	21.656		86.8
7	9:38:48.686	1:13.387	23.636	28.039	21.712		87.2
8	9:40:04.161	1:15.475	24.087	29.158	22.230		85.9
9	9:41:38.210	1:34.049	25.378	37.397	31.274		56.2
(4) Peter McKERNAN							
1	9:31:50.014				57.226		61.2
2	9:33:14.844	1:24.830	30.259	31.328	23.243		74.2
3	9:34:31.700	1:16.856	25.373	28.657	22.826		75.0
4	9:35:49.832	1:18.132	24.926	30.189	23.017		75.7
5	9:37:16.999	1:27.167	27.899	32.820	26.448		65.5
6	9:39:10.150	1:53.151	31.533	38.866	42.752		37.8
(66) Alastair CALDERWOOD							
1	9:31:58.965				25.082		73.7
2	9:33:21.182	1:22.217	26.933	31.403	23.881		78.5
3	9:34:44.251	1:23.069			24.533		81.8
4	9:36:03.591	1:19.340			31.104		22.517
5	9:37:24.088	1:20.497			24.547		69.5
6	9:38:46.165	1:22.077	26.866	30.929	24.282		74.0
7	9:40:04.480	1:18.315	26.203	29.844	22.268		79.6
8	9:41:24.733	1:20.253	25.720	30.280	24.253		78.8

(86) Jon CRITCHLOW

Clerk of the Course
 Sig : Nick Clarke Time :
 Chief Timekeeper : Ian Sharp (SMART Timing)
 Results available at www.smart-timing.co.uk and www.speedhive.com
 Printed: 19/09/2021 09:43:29





Bulletin No. _____

Super Lap Scotland - Round 7

Sorted on best lap time

Super Lap Scotland

Knockhill 1.267 miles

Warm Up - Group 1

19/09/2021 09:35

Practice (10:00 Time) started at 9:43:52

Pos	No.	Name	Make/Model	Class Code	Laps	Best Tm	Diff	Best Speed	2nd Best
1	101	John WALLACE	Mini Cooper S	SLS-E	7	59.654		76.455	1:00.816
2	42	Robert JOBSON	Audi S3	SLS-E	9	1:00.212	0.558	75.746	1:01.813
3	24	Marc DAWSON	Honda Civic Type R	SLS-D	10	1:00.350	0.696	75.573	1:00.558
4	6	David SMITHERAM	Chevrolet Corvette C6	SLS-D	9	1:00.994	1.340	74.775	1:02.216
5	14	Michael IMRIE	Renault Clio 197	SLS-F	9	1:01.006	1.352	74.761	1:01.373
6	144	Donnie McLEOD	Renault Clio 172	SLS-E	8	1:01.577	1.923	74.067	1:01.782
7	725	Keir REILLY	Renault Clio 172	SLS-F	8	1:02.562	2.908	72.901	1:03.667
8	37	Andrew SKINNER	Westfield Seiw	SLS-E	9	1:03.177	3.523	72.191	1:05.099
9	8	Henry SIMMONS	Renault RS Megane	SLS-D	9	1:03.580	3.926	71.734	1:07.326
10	3	Josh HISLOP	Renault Clio 197	SLS-E	6	1:04.126	4.472	71.123	1:05.599
11	85	David JOYCE	Renault Clio 182	SLS-E	9	1:04.252	4.598	70.984	1:04.254
12	84	Dave LARGUE	Honda Civic	SLS-E	8	1:04.435	4.781	70.782	1:06.147
13	86	Adam MORRISON	Mini Cooper	SLS-F	9	1:04.703	5.049	70.489	1:05.715
14	555	David CAPSTICK	Renault Clio RS197	SLS-F	9	1:04.830	5.176	70.351	1:05.742
15	61	Andy CLOTWORTHY	Renault Clio	SLS-F	8	1:05.232	5.578	69.917	1:06.386
16	100	Jonathan ADAMS	Renault Clio	SLS-F	8	1:05.426	5.772	69.710	1:05.466
17	155	Fiona KINDNESS	Mini Cooper	SLS-G	7	1:05.833	6.179	69.279	1:08.413
18	716	Tom LOCKHART	Renault Clio 172	SLS-F	9	1:06.093	6.439	69.006	1:06.818
19	73	Bobby DAVEY	Lotus Elise S220 Cup	SLS-D	8	1:08.508	8.854	66.574	1:13.431
20	56	Andrew FAHEY	Renault Megane	SLS-F	8	1:10.360	10.706	64.821	1:10.850
21	59	Simon McWILLIAM	Renault Clio 172 Cup	SLS-F	6	1:10.951	11.297	64.282	1:11.288
22	88	Martin BROWN	Subaru Impreza WRX	SLS-E	5	1:16.574	16.920	59.561	1:17.811

Clerk of the Course

Orbits

Sig : Nick Clarke Time :

Chief Timekeeper : Ian Sharp (SMART Timing)

Results available at www.smart-timing.co.uk and www.speedhive.com

Printed: 19/09/2021 09:56:47



Super Lap Scotland - Round 7

Super Lap Scotland

Warm Up - Group 1

Practice (10:00 Time) started at 9:43:52

Knockhill 1.267 miles

19/09/2021 09:35

Lap	Time of Day	Lap Tm	S1	S2	S3	S2Spd	SFSpd	Lap	Time of Day	Lap Tm	S1	S2	S3	S2Spd	SFSpd
(101) John WALLACE								(37) Andrew SKINNER							
1	9:46:13.487			32.496	23.093	68.9	66.7	1	9:45:24.981			30.627	23.289	68.4	82.0
2	9:47:27.663	1:14.176	27.078	26.779	20.319	87.8	90.2	2	9:46:37.924	1:12.943	23.560	28.365	21.018	88.4	84.1
3	9:48:31.634	1:03.971	22.191	23.483	18.297	101.2	90.8	3	9:47:50.253	1:12.329	22.467	28.594	21.268	77.5	83.0
4	9:49:32.450	1:00.816	19.732	23.233	17.851	100.8	91.1	4	9:48:59.687	1:09.434	22.448	26.612	20.374	88.9	85.4
5	9:50:37.077	1:04.627	19.557	22.604	22.466	100.2	33.7	5	9:50:05.890	1:06.203	21.594	24.647	19.962		85.1
6	9:53:37.497	3:00.420	2:19.560	22.791	18.069	100.9	91.1	6	9:51:10.989	1:05.099	21.153	24.224	19.722	90.7	84.4
7	9:54:37.151	59.654	19.253	22.574	17.827	101.5	88.8	7	9:52:17.890	1:06.901			21.152	90.2	71.7
								8	9:53:25.281	1:07.391		25.189	19.430		84.7
								9	9:54:28.458	1:03.177	20.576	23.345	19.256	90.6	84.9
(42) Robert JOBSON								(8) Henry SIMMONS							
1	9:45:29.498			30.021	22.974	76.2	68.3	1	9:45:15.435			29.013	20.690	84.8	85.7
2	9:46:41.994	1:12.496	24.161	27.589	20.746	84.2	67.2	2	9:46:27.036	1:11.601	22.995	27.364	21.242	76.2	85.4
3	9:47:57.961	1:15.967	24.114	28.763	23.090	61.7	75.2	3	9:47:41.305	1:14.269	22.916	31.183	20.170	74.7	87.8
4	9:49:04.534	1:06.573	21.351	25.625	19.597	84.4	92.2	4	9:48:52.962	1:11.657	22.029	28.905	20.723	66.3	87.8
5	9:50:22.380	1:17.846	19.938	33.388	24.520	48.6	72.2	5	9:50:07.203	1:14.241	23.258	28.682	22.301	55.1	85.2
6	9:51:27.263	1:04.883	22.108	23.532	19.243	95.3	84.5	6	9:51:14.529	1:07.326	22.178	24.746	20.402	89.6	85.9
7	9:52:31.760	1:04.497	23.015	22.710	18.772	96.4	89.6	7	9:52:31.618	1:17.089	22.365	27.188	27.536	66.2	54.9
8	9:53:33.573	1:01.813	19.935	23.098	18.780	101.2	92.2	8	9:53:48.719	1:17.101	25.668	29.174	22.259	61.7	84.6
9	9:54:33.785	1:00.212	19.050	22.415	18.747	96.0	89.6	9	9:54:52.299	1:03.580	20.948	24.398	18.234	99.1	90.0
(24) Marc DAWSON								(3) Josh HISLOP							
1	9:45:35.812				20.621		93.9	1	9:46:25.466			32.740	25.397	45.5	69.0
2	9:46:42.464	1:06.652			18.773		95.2	2	9:47:51.428	1:25.962	25.171	32.742	28.049	57.6	84.1
3	9:47:45.207	1:02.743			18.811		93.3	3	9:48:57.027	1:05.599	22.059	24.358	19.182	90.9	90.1
4	9:48:46.879	1:01.672			18.185		94.4	4	9:50:01.153	1:04.126	20.702	25.004	18.420	95.5	88.9
5	9:49:48.180	1:01.301			18.132		94.1	5	9:51:12.466	1:11.313	21.674	23.754	25.885	90.7	21.6
6	9:50:48.824	1:00.644			18.240		94.3	6	9:54:10.087	2:57.621	2:13.126	26.147	18.348	98.8	90.0
7	9:51:49.382	1:00.558			18.212		94.3								
8	9:52:50.880	1:01.498			18.510		94.0	(85) David JOYCE							
9	9:53:51.230	1:00.350			18.228		94.4	1	9:45:45.894			28.497	20.346		87.4
10	9:55:08.483	1:17.253			25.617		31.7	2	9:46:54.900	1:09.006	23.814	25.798	19.394		76.7
(6) David SMITHERAM								(84) Dave LARGUE							
1	9:45:11.641			27.409	21.018	90.1	88.6	1	9:45:59.359			31.618	23.184	60.7	85.8
2	9:46:21.359	1:09.718	22.409	26.482	20.827	71.8	93.1	2	9:47:12.134	1:12.775	24.517	27.943	20.315	90.3	86.3
3	9:47:30.286	1:08.927	25.638	24.555	18.734	104.0	93.3	3	9:48:21.057	1:08.923	23.204	25.921	19.798	94.3	88.6
4	9:48:35.490	1:05.204	21.244	24.924	19.036	102.6	92.9	4	9:49:28.943	1:07.886			19.952	91.1	87.2
5	9:49:37.706	1:02.216	20.396	23.683	18.137	105.0	94.0	5	9:50:36.559	1:07.616			26.225	19.814	92.9
6	9:50:54.582	1:16.876	22.563	31.046	23.267	64.3	69.7	6	9:51:43.471	1:06.912	22.059	24.792	20.061	96.0	88.1
7	9:52:15.189	1:20.607	24.619	30.022	25.966	51.3	61.6	7	9:52:47.906	1:04.435	20.940	24.145	19.350	94.4	88.1
8	9:53:22.354	1:07.165	24.508	24.227	18.430	106.2	93.9	8	9:53:54.053	1:06.147	21.392	25.404	19.351		89.1
9	9:54:23.348	1:00.994	20.199	22.754	18.041	105.5	93.9								
(14) Michael IMRIE								(86) Adam MORRISON							
1	9:45:39.790			27.197	19.612	87.4	81.8	1	9:45:41.478			27.500	20.307		77.0
2	9:46:44.339	1:04.549	20.743	24.428	19.378	90.2	82.6	2	9:46:48.051	1:06.573	21.582	24.814	20.177		77.6
3	9:47:47.637	1:03.298	20.452	23.700	19.146	90.9	82.7	3	9:47:54.750	1:06.699	21.294	25.376	20.029		77.8
4	9:48:50.111	1:02.474	20.253	23.356	18.865	91.3	82.5	4	9:49:09.147	1:14.397	22.960	26.690	24.747		61.3
5	9:49:52.717	1:02.606	20.228	23.478	18.900	91.1	82.5	5	9:50:19.588	1:10.441	23.750	26.563	20.128		77.0
6	9:50:54.677	1:01.960	19.966	23.084	18.910	91.8	83.0	6	9:51:25.303	1:05.715	21.344	24.436	19.935		77.0
7	9:51:56.129	1:01.452	19.785	22.952	18.715	91.6	83.2	7	9:52:30.006	1:04.703	20.768	24.042	19.893		77.0
8	9:52:57.502	1:01.373	19.816	22.802	18.755	91.4	83.0	8	9:53:35.791	1:05.785	20.918	24.048	20.819		78.2
9	9:53:58.508	1:01.006	19.524	22.726	18.756	92.6	83.7	9	9:54:45.645	1:09.854			24.182		30.2
(144) Donnie McLEOD								(555) David CAPSTICK							
1	9:46:22.996			33.117	24.715	56.8	85.6	1	9:45:31.896			29.278	24.677	70.6	76.6
2	9:47:34.930	1:11.934	25.387	26.575	19.972	85.7	86.9	2	9:46:43.678	1:11.782	23.337	26.725	21.720	87.3	62.0
3	9:48:39.921	1:04.991	21.177	24.315	19.499	92.8	85.9	3	9:47:58.651	1:14.973	24.847	27.627	22.499	83.7	80.2
4	9:49:43.005	1:03.084	20.489	23.777	18.818	93.3	87.0	4	9:49:06.400	1:07.749	21.726	25.433	20.590	88.5	80.7
5	9:50:45.608	1:02.603	20.353	23.498	18.752	94.5	87.2	5	9:50:12.142	1:05.742	21.287	24.503	19.952	89.2	77.6
6	9:51:47.390	1:01.782	20.106	23.071	18.605	96.1	87.8	6	9:51:16.972	1:04.830	20.931	24.402	19.497	89.0	79.4
7	9:53:04.586	1:17.196	24.701	31.567	20.928	78.9	85.5	7	9:52:23.779	1:06.807	21.644	25.587	19.576	88.3	79.3
8	9:54:06.163	1:01.577	20.160	22.836	18.581	95.3	87.8	8	9:53:32.693	1:08.914	21.095	25.657	22.162	89.0	56.1
								9	9:54:47.923	1:15.230	27.817	24.533	22.880	88.9	30.9
(725) Keir REILLY															
1	9:46:14.086				23.067		70.3								
2	9:47:23.514	1:09.428			20.000		83.4								
3	9:48:30.134	1:06.620			19.248		83.7								
4	9:49:35.267	1:05.133			19.556		84.4								
5	9:50:38.934	1:03.667			19.552		84.0								
6	9:51:47.442	1:08.508			23.526		35.6								
7	9:53:46.296	1:58.854			19.655		83.6								
8	9:54:48.858	1:02.562			19.077		84.1								

Super Lap Scotland - Round 7

Super Lap Scotland

Knockhill 1.267 miles

Warm Up - Group 1

19/09/2021 09:35

Practice (10:00 Time) started at 9:43:52

Lap	Time of Day	Lap Tm	S1	S2	S3	S2Spd	SFSpd
(61) Andy CLOTWORTHY							
1	9:45:26.359				22.880		82.6
2	9:46:36.129	1:09.770			20.453		82.8
3	9:47:45.499	1:09.370			20.575		79.3
4	9:48:57.012	1:11.513			20.513		82.2
5	9:50:03.711	1:06.699			20.197		83.2
6	9:51:10.097	1:06.386			20.113		83.0
7	9:52:15.329	1:05.232			20.114		83.6
8	9:53:42.149	1:26.820			30.799		36.5

(100) Jonathan ADAMS							
1	9:46:00.574						63.9
2	9:47:23.151	1:22.577					54.7
3	9:48:46.831	1:23.680					62.5
4	9:50:00.216	1:13.385					81.6
5	9:51:05.642	1:05.426					82.4
6	9:52:11.108	1:05.466					82.5
7	9:53:18.501	1:07.393					81.8
8	9:54:40.776	1:22.275					66.3

(155) Fiona KINDNESS							
1	9:45:43.199			28.817	22.447	70.6	76.3
2	9:46:54.515	1:11.316	23.449	26.823	21.044	82.8	76.8
3	9:48:03.683	1:09.168	22.595	26.129	20.444	83.3	77.1
4	9:49:12.096	1:08.413	22.553	25.367	20.493	85.6	77.0
5	9:50:20.548	1:08.452	23.567	24.805	20.080	85.9	78.1
6	9:51:26.381	1:05.633	21.599	24.304	19.930	86.8	77.5
7	9:52:55.464	1:29.083	26.505	31.053	31.525	53.6	29.7

(716) Tom LOCKHART							
1	9:45:22.661				22.455		81.9
2	9:46:31.508	1:08.847			20.471		83.8
3	9:47:42.659	1:11.151	22.274	28.204	20.673		85.2
4	9:49:01.586	1:18.927			26.641		79.0
5	9:50:14.685	1:13.099			19.555		84.6
6	9:51:21.503	1:06.818			21.364		64.3
7	9:52:36.691	1:15.188			19.422		84.3
8	9:53:42.784	1:06.093			19.107		85.3
9	9:54:59.614	1:16.830			23.185		38.2

(73) Bobby DAVEY							
1	9:46:02.262			31.215	24.385	61.9	72.5
2	9:47:19.668	1:17.406	27.473	28.471	21.462	80.8	88.9
3	9:48:40.328	1:20.660	23.954	33.815	22.891	65.4	76.3
4	9:49:54.754	1:14.426	24.424	29.644	20.358	79.1	91.4
5	9:51:12.985	1:18.231	23.537	33.395	21.299	68.3	88.8
6	9:52:21.493	1:08.508	23.252	26.004	19.252	99.0	93.7
7	9:53:34.924	1:13.431	22.572	28.584	22.275	83.7	61.7
8	9:54:51.271	1:16.347	28.759	28.064	19.524	97.7	85.8

(56) Andrew FAHEY							
1	9:45:34.390			30.263	23.580	76.2	80.4
2	9:46:50.660	1:16.270	23.889	30.316	22.065	80.5	80.3
3	9:48:06.263	1:15.603	24.846	28.496	22.261	73.4	79.8
4	9:49:17.113	1:10.850	23.984	26.331	20.535	86.7	81.0
5	9:50:28.898	1:11.785	23.446	27.389	20.950	87.7	81.2
6	9:51:39.258	1:10.360	23.364	25.987	21.009	89.0	80.9
7	9:52:51.779	1:12.521	22.262	25.064	25.195	91.1	38.0
8	9:54:23.953	1:32.174	32.890	33.154	26.130	68.1	24.5

(59) Simon McWILLIAM							
1	9:46:18.390			37.884	26.532	54.2	70.9
2	9:47:53.708	1:35.318	29.861	40.036	25.421	51.0	80.9
3	9:49:04.659	1:10.951	23.484	26.498	20.969	90.2	69.1
4	9:50:31.985	1:27.326	34.392	31.385	21.549	85.4	79.6
5	9:51:43.273	1:11.288	24.376	26.390	20.522	90.6	81.6
6	9:53:17.108	1:33.835	26.796	35.458	31.581	58.0	26.4

(88) Martin BROWN							
1	9:46:12.697			33.562	23.169	70.4	68.5
2	9:47:29.271	1:16.574	27.043	27.028	22.503	85.4	35.5
3	9:49:56.777	2:27.506	1:37.750	28.794	20.962	82.8	81.9
4	9:51:14.588	1:17.811	22.724	27.108	27.979	73.9	18.7
5	9:54:03.599	2:49.011	2:01.095	26.311	21.605	85.5	75.4

Clerk of the Course

Sig : Nick Clarke Time :

Chief Timekeeper : Ian Sharp (SMART Timing)

Results available at www.smart-timing.co.uk and www.speedhive.com

Printed: 19/09/2021 09:57:15

Orbits





Bulletin No. _____

Super Lap Scotland - Round 7

Sorted on best lap time

Super Lap Scotland

Knockhill 1.267 miles

Warm Up - Group 2

19/09/2021 09:55

Practice (10:00 Time) started at 9:57:02

Pos	No.	Name	Make/Model	Class Code	Laps	Best Tm	Diff	Best Speed	2nd Best
1	55	Adam KINDNESS	Subaru Impreza Type R	SLS-B	8	56.705		80.431	57.294
2	62	Paul RANKIN	Westfield	SLS-P	7	57.634	0.929	79.135	1:02.153
3	93	Michael OSBORNE Jnr	Mitsubishi Evo6	SLS-C	7	58.006	1.301	78.627	58.873
4	79	Eric HOLMES	Mitsubishi Evo 6RS	SLS-P	9	58.784	2.079	77.586	1:00.439
5	81	Ian PITMAN	Subaru Impreza Type R	SLS-P	9	1:02.819	6.114	72.603	1:03.421
6	92	Michael OSBORNE Snr	Mitsubishi Evo5	SLS-C	8	1:04.143	7.438	71.104	1:07.357
7	10	Nev WOOD	Ariel Atom	SLS-P	9	1:04.205	7.500	71.036	1:05.360

Clerk of the Course

Orbits

Sig : Nick Clarke Time :

Chief Timekeeper : Ian Sharp (SMART Timing)

Results available at www.smart-timing.co.uk and www.speedhive.com

Printed: 19/09/2021 10:09:16



Super Lap Scotland - Round 7

Super Lap Scotland

Knockhill 1.267 miles

Warm Up - Group 2

19/09/2021 09:55

Practice (10:00 Time) started at 9:57:02

Lap	Time of Day	Lap Tm	S1	S2	S3	S2Spd	SFSpd	Lap	Time of Day	Lap Tm	S1	S2	S3	S2Spd	SFSpd
(55) Adam KINDNESS															
1	9:58:45.610			34.397	22.997	59.2	100.3								
2	9:59:45.502	59.892	19.985	22.550	17.357	105.3	100.6								
3	10:00:44.825	59.323	19.477	22.354	17.492	106.4	105.3								
4	10:02:13.356	1:28.531	26.063	28.493	33.975	64.9	21.6								
5	10:04:36.792	2:23.436	1:30.617	30.444	22.375	43.9	104.0								
6	10:05:34.086	57.294	18.848	21.631	16.815	112.4	109.5								
7	10:06:51.575	1:17.489	25.299	30.685	21.505	53.5	105.2								
8	10:07:48.280	56.705	18.367	21.533	16.805	113.9	94.0								
(62) Paul RANKIN															
1	9:58:52.479				23.846		93.3								
2	9:59:57.291	1:04.812			19.077		106.7								
3	10:01:00.605	1:03.314			18.033		109.3								
4	10:02:02.758	1:02.153			17.565		114.9								
5	10:03:00.392	57.634			16.457		115.1								
6	10:04:13.096	1:12.704			23.713		71.2								
7	10:05:27.777	1:14.681			27.111		28.4								
(93) Michael OSBORNE Jnr															
1	9:58:28.557			29.323	21.053	67.8	86.3								
2	9:59:36.742	1:08.185	23.604	25.573	19.008	90.7	105.7								
3	10:00:36.683	59.941	19.814	22.748	17.379	112.4	106.2								
4	10:01:35.556	58.873	19.526	22.230	17.117	113.2	105.5								
5	10:02:47.852	1:12.296	22.304	30.487	19.505	70.6	107.4								
6	10:03:45.858	58.006	18.950	22.168	16.888	111.7	106.5								
7	10:05:09.364	1:23.506	21.854	33.883	27.769	63.6	28.8								
(79) Eric HOLMES															
1	9:58:20.044			26.959	20.709	89.8	89.6								
2	9:59:25.913	1:05.869	21.901	24.983	18.985	102.5	111.5								
3	10:00:26.352	1:00.439	20.089	22.738	17.612	117.3	111.3								
4	10:01:30.935	1:04.583	19.832	24.039	20.712	79.3	107.7								
5	10:02:32.670	1:01.735	20.009	23.079	18.647	96.8	109.3								
6	10:03:46.208	1:13.538	21.097	28.637	23.804	68.9	73.1								
7	10:04:55.993	1:09.785	24.258	25.918	19.609	76.9	116.3								
8	10:05:54.777	58.784	19.197	22.230	17.357	119.8	114.5								
9	10:07:07.730	1:12.953	20.977	30.633	21.343	68.7	95.1								
(81) Ian PITMAN															
1	9:58:59.718				25.560		71.3								
2	10:00:10.272	1:10.554			19.588		97.7								
3	10:01:16.706	1:06.434			20.196		90.7								
4	10:02:23.817	1:07.111					85.5								
5	10:03:30.526	1:06.709			19.308		103.4								
6	10:04:33.345	1:02.819					110.9								
7	10:05:46.213	1:12.868			18.786		114.5								
8	10:07:00.181	1:13.968			22.291		105.3								
9	10:08:03.602	1:03.421			19.111		81.8								
(92) Michael OSBORNE Snr															
1	9:58:54.965				30.028		40.3								
2	10:00:15.254	1:20.289	32.349	27.156	20.784		94.1								
3	10:01:23.735	1:08.481			19.217		95.5								
4	10:02:31.092	1:07.357			18.723		95.7								
5	10:03:35.235	1:04.143			17.979		95.9								
6	10:04:46.731	1:11.496			24.427		49.8								
7	10:05:56.763	1:10.032			20.944		60.9								
8	10:07:10.262	1:13.499			20.391		90.3								
(10) Nev WOOD															
1	9:58:55.292						86.6								
2	10:00:12.684	1:17.392					107.2								
3	10:01:21.477	1:08.793					107.2								
4	10:02:26.837	1:05.360					114.5								
5	10:03:39.133	1:12.296					111.8								
6	10:04:44.863	1:05.730					113.0								
7	10:05:49.068	1:04.205					115.5								
8	10:06:56.253	1:07.185					116.5								
9	10:08:03.504	1:07.251					31.3								

Clerk of the Course

Sig : Nick Clarke Time :

Chief Timekeeper : Ian Sharp (SMART Timing)

Results available at www.smart-timing.co.uk and www.speedhive.com

Printed: 19/09/2021 10:09:46

Orbits





Bulletin No. _____

Super Lap Scotland - Round 7

Sorted on best lap time

CNC Heads Saloons

Knockhill 1.267 miles

Qualifying 3

19/09/2021 10:10

Practice (20:00 Time) started at 10:11:18



Pos	No.	Name	Make/Model	Class Code	Laps	Best Tm	Diff	Best Speed	2nd Best
1	48	Paul ROSE	Saker RAPX S1-500	A	16	56.762		80.350	56.887
2	13	Paul DOBSON	Locost 7	B	14	58.476	1.714	77.995	58.653
3	51	Roddie PATERSON	Caterham C400	B	15	58.606	1.844	77.822	58.651
4	94	Jon WOOLFIT	Spire GTR	B	19	59.328	2.566	76.875	1:00.182
5	47	Steve HARRIS	Saker RAPX S1-500	A	10	59.365	2.603	76.827	59.938
6	18	Luke ARMIGER	Vauxhall Tigra	B	13	59.437	2.675	76.734	59.735
7	221	Andy BICKNELL	Ginetta G50	A	15	59.703	2.941	76.392	59.949
8	55	Paul ROTHEROE	Citroen Xsara VTs	E	16	1:02.553	5.791	72.912	1:02.708
9	133	Adam EGAR	BMW M3	D	16	1:02.692	5.930	72.750	1:02.755
10	1	Jamie CRYER	Ginetta G20	E	16	1:05.522	8.760	69.608	1:05.746
11	3	Bruce CARTER	TVR Tuscan	A	15	1:06.236	9.474	68.857	1:06.549
12	69	Chris MARIES	Honda Civic Type R	B	8	1:06.873	10.111	68.202	1:07.037
13	118	Ric WALKER	Mini RS6 JCW	D	10	1:07.936	11.174	67.134	1:09.727
14	75	Graeme SMITH	Mazda MX5	F	5	1:12.808	16.046	62.642	1:14.679
15	7	Connor MODRO	Honda S2000	B	3	1:25.827	29.065	53.140	1:29.373
16	128	Ian BRUCE	Honda Civic Type R	E				-	

Clerk of the Course

Orbits

Sig : Nick Clarke Time :

Chief Timekeeper : Ian Sharp (SMART Timing)

Results available at www.smart-timing.co.uk and www.speedhive.com

Printed: 19/09/2021 10:37:13



Super Lap Scotland - Round 7

CNC Heads Saloons

Knockhill 1.267 miles

Qualifying 3

19/09/2021 10:10

Practice (20:00 Time) started at 10:11:18

Lap	Time of Day	Lap Tm	S1	S2	S3	S2Spd	SFSpd
(48) Paul ROSE							
1	10:12:32.621			27.116	19.356	92.6	115.1
2	10:18:11.071	3:26.963	4:49.164	28.597	20.689	77.1	97.8
3	10:19:14.233	1:03.162	21.667	23.751	17.744	112.4	119.6
4	10:20:14.820	1:00.587	20.426	22.562	17.599	110.9	121.6
5	10:21:14.370	59.550	19.938	22.441	17.171	113.5	119.2
6	10:22:13.497	59.127	19.531	22.500	17.096	119.8	118.1
7	10:23:12.029	58.532	19.329	22.294	16.909	115.3	120.3
8	10:24:10.393	58.364	19.258	22.241	16.865	117.3	120.7
9	10:25:09.792	59.399	19.042	23.582	16.775	118.6	121.4
10	10:26:09.276	59.484	20.411	22.297	16.776	119.8	120.3
11	10:27:06.775	57.499	18.840	21.999	16.660	121.8	118.8
12	10:28:04.296	57.521	18.864	21.887	16.770	123.8	119.8
13	10:29:01.058	56.762	18.583	21.831	16.348	124.5	120.0
14	10:29:57.945	56.887	18.580	22.021	16.286	125.9	119.4
15	10:30:55.075	57.130	18.775	21.891	16.464	124.5	119.6
16	10:32:08.939	1:13.864	19.442	30.049	24.373	80.3	35.5

(13) Paul DOBSON							
1	10:17:58.388				19.113		103.4
2	10:18:58.255	59.867			17.349		106.5
3	10:19:57.535	59.280			16.921		108.1
4	10:20:57.019	59.484			16.983		106.7
5	10:21:55.672	58.653			17.055		106.9
6	10:23:00.758	1:05.086			18.541		108.1
7	10:24:00.133	59.375			16.856		109.7
8	10:24:59.106	58.973			16.918		109.7
9	10:25:58.057	58.951			17.520		107.4
10	10:26:57.613	59.556			17.292		106.5
11	10:27:56.426	58.813			16.942		107.4
12	10:28:56.089	59.663			17.235		105.7
13	10:29:54.565	58.476			16.679		109.5
14	10:31:07.727	1:13.162			25.270		26.3

(51) Roddie PATERSON							
1	10:12:32.066			28.207	19.409	85.5	102.5
2	10:18:10.709	3:29.503			20.705	79.0	98.8
3	10:19:12.904	1:02.195			17.329		110.9
4	10:20:14.622	1:01.718			17.587	108.6	107.5
5	10:21:16.223	1:01.601	21.018	23.412	17.171	110.6	111.3
6	10:22:15.825	59.602			16.807	112.6	110.7
7	10:23:14.554	58.729		22.752	16.686		110.7
8	10:24:14.127	59.573			16.837		111.5
9	10:25:12.778	58.651			16.912		111.5
10	10:26:11.907	59.129			16.598		110.4
11	10:27:10.647	58.740	19.216	22.903	16.621		111.7
12	10:28:09.349	58.702			16.478		111.7
13	10:29:07.955	58.606			16.318		111.8
14	10:30:06.659	58.704			16.594		110.4
15	10:31:21.044	1:14.385	19.208	28.442	26.735		27.1

(94) Jon WOOLFIT							
1	10:12:35.975			28.156	20.145	87.5	96.8
2	10:18:12.598	3:20.308	4:47.813	27.437	21.373	76.3	99.7
3	10:19:17.013	1:04.415	21.455	24.401	18.559	106.2	100.5
4	10:20:20.538	1:03.525	20.855	24.581	18.089	105.3	99.7
5	10:21:25.203	1:04.665	21.502	24.935	18.228	103.6	100.5
6	10:22:26.334	1:01.131	20.052	23.880	17.199	106.0	100.8
7	10:23:26.755	1:00.421	19.688	23.559	17.174	106.4	101.1
8	10:24:27.920	1:01.165	19.638	24.085	17.442	106.2	101.1
9	10:25:30.053	1:02.133	19.518	24.562	18.053	98.8	100.0
10	10:26:35.549	1:05.496	20.810	26.575	18.111	104.9	100.8
11	10:27:37.957	1:02.408	20.553	24.195	17.660	106.0	101.1
12	10:28:40.694	1:02.737	20.483	24.713	17.541	105.7	100.3
13	10:29:44.149	1:03.455	20.864	24.974	17.617	107.0	101.1
14	10:30:44.732	1:00.583	19.707	23.948	16.928	106.0	101.1
15	10:31:46.427	1:01.695	19.913	23.745	18.037	107.2	100.5
16	10:32:47.877	1:01.450	20.281	23.666	17.503	107.7	100.8
17	10:33:47.205	59.328	19.172	23.278	16.878	106.5	100.6
18	10:34:47.555	1:00.350	19.192	23.787	17.371	105.8	100.6
19	10:35:47.737	1:00.182	19.090	23.960	17.132	105.3	100.8

(47) Steve HARRIS

Lap	Time of Day	Lap Tm	S1	S2	S3	S2Spd	SFSpd
1	10:12:33.930			27.716	20.678	83.0	107.5
2	10:18:12.750	3:26.173	4:48.599	28.355	21.866	80.0	107.4
3	10:19:18.287	1:05.537	21.847	24.435	19.255	93.2	112.6
4	10:20:20.899	1:02.612	20.910	23.660	18.042	102.1	116.1
5	10:21:21.837	59.938	19.859	22.702	17.377	113.4	110.2
6	10:22:21.643	1:00.806	20.432	22.967	17.407	116.3	114.5
7	10:23:21.857	1:00.214	20.227	22.757	17.230	118.6	114.5
8	10:24:21.222	59.365	19.898	22.741	16.726	115.3	118.1
9	10:25:21.418	1:00.196	19.574	23.122	17.500	113.9	109.5
10	10:26:29.247	1:07.829	20.636	23.649	23.544	86.4	31.6

(18) Luke ARMIGER							
1	10:18:30.832			25.589	23.712	72.7	103.2
2	10:19:33.762	1:02.930	20.677	23.727	18.526	107.2	100.3
3	10:20:36.744	1:02.982	20.092	23.905	18.985	103.2	104.2
4	10:21:41.573	1:04.829	21.797	24.716	18.316	108.4	104.2
5	10:22:42.449	1:00.876	20.069	22.797	18.010	108.8	103.9
6	10:23:42.184	59.735	19.377	22.639	17.719	110.0	102.5
7	10:24:41.621	59.437	19.069	22.818	17.550	110.0	102.8
8	10:25:41.999	1:00.378	19.238	23.183	17.957	107.2	103.1
9	10:26:42.399	1:00.400	19.596	22.926	17.878	107.2	102.6
10	10:27:42.244	59.845	19.257	22.983	17.605	109.7	102.9
11	10:28:42.285	1:00.041	19.400	22.919	17.722	109.8	102.6
12	10:29:44.823	1:02.538	19.697	24.875	17.966	107.0	104.2
13	10:30:50.574	1:05.751	19.725	23.595	22.431	110.2	28.9

(221) Andy BICKNELL							
1	10:18:07.865			20.521			89.0
2	10:19:17.136	1:09.271		20.177			90.2
3	10:20:25.373	1:08.237		19.220			91.7
4	10:21:30.445	1:05.072		18.740			92.8
5	10:22:34.774	1:04.329		18.519			93.6
6	10:23:37.857	1:03.083		17.992			93.9
7	10:24:39.728	1:01.871		17.888			95.6
8	10:25:41.538	1:01.810		17.941			93.7
9	10:26:46.062	1:04.524		20.458			41.1
10	10:29:21.885	2:35.823		18.288			95.5
11	10:30:23.775	1:01.890		18.200			96.4
12	10:31:24.261	1:00.486		17.448			96.3
13	10:32:24.210	59.949		17.321			98.3
14	10:33:23.913	59.703		17.761			94.7
15	10:34:29.196	1:05.283		21.590			39.9

(55) Paul ROTHEROE							
1	10:17:54.778			26.979	19.891	88.4	87.7
2	10:19:02.007	1:07.229	21.697	26.314	19.218	96.0	88.1
3	10:20:07.347	1:05.340	21.243	24.932	19.165	96.4	88.3
4	10:21:11.512	1:04.165	21.090	24.495	18.580	96.3	87.8
5	10:22:15.555	1:04.043	20.773	24.447	18.823	96.6	88.2
6	10:23:18.611	1:03.056	20.615	24.089	18.352	97.8	88.6
7	10:24:21.535	1:02.924	20.378	24.262	18.284	97.7	88.4
8	10:25:24.478	1:02.943	20.418	24.180	18.345	97.8	88.2
9	10:26:28.441	1:03.963	20.447	24.202	19.314	98.1	87.7
10							

Super Lap Scotland - Round 7

CNC Heads Saloons

Knockhill 1.267 miles

Qualifying 3

19/09/2021 10:10

Practice (20:00 Time) started at 10:11:18

Lap	Time of Day	Lap Tm	S1	S2	S3	S2Spd	SFSpd
13	10:32:30.863	1:03.143	20.822	24.376	17.945	100.8	93.2
14	10:33:33.618	1:02.755	20.728	24.168	17.859	98.3	94.0
15	10:34:36.310	1:02.692	20.296	24.197	18.199	99.0	92.6
16	10:35:39.403	1:03.093	20.986	23.962	18.145	99.6	92.8

(1) Jamie CRYER

1	10:12:38.508			27.790	21.089	90.2	84.4
2	10:18:14.352	3:19.325	4:46.251	28.220	21.373	81.0	86.7
3	10:19:23.959	1:09.607	22.941	26.312	20.354	92.9	88.0
4	10:20:36.100	1:12.141	22.613	28.229	21.299	91.8	86.6
5	10:21:45.334	1:09.234	23.217	26.243	19.774	93.3	88.0
6	10:22:52.650	1:07.316	21.874	25.884	19.558	94.8	89.0
7	10:24:00.492	1:07.842	21.664	25.946	20.232	95.7	89.1
8	10:25:07.740	1:07.248	21.653	25.781	19.814	93.7	88.2
9	10:26:16.740	1:09.000	22.569	27.290	19.141	93.3	89.2
10	10:27:22.893	1:06.153	21.230	25.341	19.582	94.5	85.8
11	10:28:28.967	1:06.074	21.113	25.808	19.153	94.5	89.0
12	10:29:34.935	1:05.968	21.206	25.657	19.105	94.9	89.5
13	10:30:40.681	1:05.746			19.261	95.2	88.9
14	10:31:46.203	1:05.522		25.187	19.466	95.9	88.2
15	10:32:52.971	1:06.768	21.326	25.972	19.470	91.3	88.2
16	10:34:15.667	1:22.696	20.960	35.516	26.220	70.3	26.7

(3) Bruce CARTER

1	10:18:01.608			29.998	23.036	76.9	84.2
2	10:19:20.441	1:18.833	25.051	29.673	24.109	77.4	83.5
3	10:20:39.696	1:19.255	25.080	31.853	22.322	83.1	89.4
4	10:21:50.312	1:10.616	23.402	27.164	20.050	96.0	95.3
5	10:22:58.094	1:07.782	22.533	25.971	19.278	100.0	97.3
6	10:24:05.487	1:07.393	22.263	26.067	19.063	101.1	98.8
7	10:25:14.379	1:08.892	21.847	27.329	19.716	96.8	98.1
8	10:26:22.937	1:08.558	22.303	26.870	19.385	101.7	98.0
9	10:27:29.778	1:06.841	21.987	25.653	19.201	104.4	96.7
10	10:28:38.293	1:08.515	22.067	26.695	19.753	94.5	95.7
11	10:29:45.416	1:07.123	21.744	25.699	19.680	103.7	100.9
12	10:30:51.652	1:06.236	22.015	25.479	18.742	105.0	96.1
13	10:31:58.874	1:07.222	21.923	26.003	19.296	104.2	96.6
14	10:33:05.423	1:06.549	22.819	25.238	18.492	106.5	99.4
15	10:34:17.766	1:12.343	21.553	25.575	25.215	105.8	25.3

(69) Chris MARIES

1	10:18:16.706			26.792	22.584	85.5	87.8
2	10:19:26.229	1:09.523	22.858	26.972	19.693	91.1	85.9
3	10:20:35.489	1:09.260	22.340	27.027	19.893	91.9	86.3
4	10:21:44.029	1:08.540	22.847	26.590	19.103	92.4	87.7
5	10:22:50.902	1:06.873	21.732	25.504	19.637	95.7	87.4
6	10:23:57.939	1:07.037	22.445	25.907	18.685	96.0	89.2
7	10:25:06.113	1:08.174	22.777	25.410	19.987	85.7	91.2
8	10:26:35.899	1:29.786	29.026	29.696	31.064	72.0	22.5

(118) Ric WALKER

1	10:17:57.816				22.220		84.8
2	10:19:10.495	1:12.679			21.075		83.7
3	10:20:27.983	1:17.488			20.993		85.1
4	10:21:38.633	1:10.650			20.667		83.8
5	10:22:50.025	1:11.392			20.475		85.1
6	10:23:59.752	1:09.727			20.631		84.1
7	10:25:18.465	1:18.713			22.828		84.8
8	10:26:28.994	1:10.529			21.461		86.1
9	10:27:36.930	1:07.936			20.005		85.7
10	10:28:59.229	1:22.299			26.770		31.9

(75) Graeme SMITH

1	10:18:16.372			27.481	22.044	81.0	73.3
2	10:19:29.180	1:12.808	23.928	27.223	21.657	82.1	71.5
3	10:20:43.859	1:14.679	24.022	27.569	23.088	76.7	65.7
4	10:21:59.287	1:15.428	24.885	27.673	22.870	76.2	67.0
5	10:23:14.827	1:15.540	24.344	27.516	23.680	73.7	41.7

(7) Connor MODRO

1	10:18:17.994			33.821	29.237	56.1	70.7
2	10:19:43.821	1:25.827	29.004	33.191	23.632	75.2	72.9
3	10:21:13.194	1:29.373	27.821	32.788	28.764	76.8	25.3

Clerk of the Course

Sig : Nick Clarke Time :

Chief Timekeeper : Ian Sharp (SMART Timing)

Results available at www.smart-timing.co.uk and www.speedhive.com

Printed: 19/09/2021 10:37:43

Orbits



Super Lap Scotland - Round 7

CNC Heads Saloons

Knockhill 1.267 miles

Race 3 - 1st Race

19/09/2021 12:10

Race (20:00 and 1 Laps)

POLE POSITION

2	13 Paul DOBSON 58.476
4	94 Jon WOOLFIT 59.328
6	18 Luke ARMIGER 59.437
8	55 Paul ROTHEROE 1:02.553
10	1 Jamie CRYER 1:05.522
12	69 Chris MARIES 1:06.873
14	75 Graeme SMITH 1:12.808
16	128 Ian BRUCE

1	48 Paul ROSE 56.762
3	51 Roddie PATERSON 58.606
5	47 Steve HARRIS 59.365
7	221 Andy BICKNELL 59.703
9	133 Adam EGAR 1:02.692
11	3 Bruce CARTER 1:06.236
13	118 Ric WALKER 1:07.936
15	7 Connor MODRO 1:25.827

1
2
3
4
5
6
7
8

Clerk of the Course

Sig : Nick Clarke Time :

Chief Timekeeper : Ian Sharp (SMART Timing)

Results available at www.smart-timing.co.uk and www.speedhive.com

Printed: 19/09/2021 10:41:32

Orbits





Super Lap Scotland - Round 7

Sorted on Laps

KMSC Modsports

Knockhill 1.267 miles

Race 1 - 1st Race

19/09/2021 10:40

Race (15:00 and 1 Laps) started at 10:49:50

Pos	No.	Name	Make/Model	Class Code	Laps	Total Tm	Diff	Best Tm	In Lap	Best Speed
1	79	Paul BRYDON	Solution F BMW M3	A	14	15:39.627		56.218	9	81.128
2	25	Alistair MOWAT	VW Golf GTi	C	14	15:50.063	10.436	59.010	8	77.289
3	77	Frazer HUNTLY	Nissan Primera	D	14	16:12.232	32.605	1:01.519	11	74.137
4	3	Josh HISLOP	Renault Clio 172	G	14	16:20.807	41.180	1:02.430	12	73.055
5	64	Sean MARTIN	Honda Civic Type R	G	14	16:22.476	42.849	1:01.713	12	73.904
6	55	Adam KINDNESS	Mini Cooper	H	13	15:48.544	1 Lap	1:05.458	13	69.676
7	18	Damien McKAY	Westfield FW	B	13	15:49.898	1 Lap	1:03.394	13	71.944
8	69	Andrew PATERSON	BMW 318iS	F	13	15:51.524	1 Lap	1:06.202	7	68.893
9	86	Adam MORRISON	Mini Cooper	G	13	16:08.224	1 Lap	1:08.320	7	66.757
10	771	Scott ARMSTRONG	Mini Cooper	H	13	16:12.973	1 Lap	1:09.292	10	65.821
11	132	Suzanne BUIST	Mini Cooper S	G	13	16:13.838	1 Lap	1:07.912	12	67.158
12	21	James STRACHAN	Mini Cooper S	G	13	16:17.757	1 Lap	1:09.017	12	66.083
13	186	Murray DOUGLAS	Mini Cooper	H	13	16:18.643	1 Lap	1:07.707	12	67.361
14	8	Richard SUTHERLAND	BMW Compact	J	13	16:23.858	1 Lap	1:10.340	13	64.840
15	217	Steven SOMERVILLE	BMW E36 Compact	J	13	16:38.744	1 Lap	1:11.758	12	63.559
16	20	Louise STRACHAN	Mini Cooper S	G	13	16:40.925	1 Lap	1:10.107	7	65.055
Not classified										
DNF	1	Natalie COWIE	Mini Cooper S R53	G	1	1:43.867	DNF		0	-

Announcements

New Track Record (1:10.340) for KMSC Modsports J by Richard SUTHERLAND.
2 Laps completed behind the Safety Car.

Margin of Victory	Avg. Speed	Best Lap Tm	Best Speed	Best Lap by
10.436	67.954	56.218	81.128	79 - Paul BRYDON

Clerk of the Course

Sig : Nick Clarke Time :

Chief Timekeeper : Ian Sharp (SMART Timing)

Results available at www.smart-timing.co.uk and www.speedhive.com

Printed: 19/09/2021 11:09:39

Orbits



Super Lap Scotland - Round 7

KMSC Modsports

Knockhill 1.267 miles

Race 1 - 1st Race

19/09/2021 10:40

Race (15:00 and 1 Laps) started at 10:49:50

Lap	Time of Day	Lap Tm	S1	S2	S3	S2Spd	SFSpd	Lap	Time of Day	Lap Tm	S1	S2	S3	S2Spd	SFSpd
(79) Paul BRYDON								(55) Adam KINDNESS							
1	10:50:50.021			21.941	16.270	114.9	109.1	9	11:01:00.973	1:02.751					91.9
2	10:51:46.844	56.823	18.942	21.722	16.159	115.5	109.5	10	11:02:03.544	1:02.571					92.7
3	10:52:49.387	1:02.543	18.863	22.126	21.554	111.8	57.0	11	11:03:05.774	1:02.230					92.6
4	10:54:07.725	1:18.338	24.249	26.778	27.311	76.0	34.7	12	11:04:07.487	1:01.713					92.9
5	10:56:13.587	2:05.862	48.689	49.006	28.167	48.0	61.2	13	11:05:10.267	1:02.780					93.4
6	10:57:42.977	1:29.390	33.400	36.459	19.531	58.7	109.1	14	11:06:12.856	1:02.589					93.5
7	10:58:40.160	57.183	18.518	22.186	16.479	115.3	108.6	(55) Adam KINDNESS							
8	10:59:37.186	57.026	18.477	21.973	16.576	115.7	108.1	1	10:51:05.251			26.584	20.448	82.5	76.2
9	11:00:33.404	56.218	18.298	21.636	16.284	115.1	108.8	2	10:52:11.845	1:06.594	21.385	25.245	19.964	84.3	76.5
10	11:01:31.871	58.467	19.153	22.907	16.407	114.5	109.3	3	10:53:31.521	1:19.676	23.034	30.874	25.768	63.0	70.6
11	11:02:32.934	1:01.063	20.500	23.155	17.408	113.7	108.9	4	10:54:42.373	1:10.852	23.912	26.549	20.391	82.4	76.9
12	11:03:31.324	58.390	19.483	22.596	16.311	116.7	109.5	5	10:56:23.132	1:40.759	23.492	47.985	29.282	26.7	75.1
13	11:04:29.588	58.264	19.220	22.463	16.581	114.7	107.2	6	10:57:52.749	1:29.617	31.682	36.028	21.907	65.9	77.1
14	11:05:30.007	1:00.419	19.752	23.002	17.665	109.5	92.2	7	10:58:58.740	1:05.991	21.308	24.862	19.821	84.7	76.3
(25) Alistair MOWAT								8	11:00:05.311	1:06.571	21.524	25.253	19.794	76.8	76.5
1	10:50:53.228			22.527	17.525	106.5	101.5	9	11:01:13.509	1:08.198	21.454	26.762	19.982	82.0	76.5
2	10:51:53.004	59.776	19.359	22.817	17.600	105.7	100.5	10	11:02:20.426	1:06.917	21.612	25.488	19.817	84.6	77.3
3	10:52:58.611	1:05.607	21.094	23.903	20.610	91.4	69.4	11	11:03:26.824	1:06.398	21.514	25.103	19.781	77.0	77.0
4	10:54:11.762	1:13.151	23.957	26.788	22.406	81.3	52.6	12	11:04:33.466	1:06.642	22.027	24.839	19.776	83.1	77.0
5	10:56:14.635	2:02.873	45.862	49.633	23.378	37.2	57.1	13	11:05:38.924	1:05.458	21.206	24.647	19.605		77.0
6	10:57:45.018	1:30.383	33.167	36.622	20.594	54.0	98.5	(18) Damien McKAY							
7	10:58:44.259	59.241	19.306	22.652	17.283	107.9	102.0	1	10:51:00.875			24.968	19.972	100.0	92.9
8	10:59:43.269	59.010	19.097	22.731	17.182	107.9	101.4	2	10:52:06.951	1:06.076	21.849	24.462	19.765	101.4	93.6
9	11:00:42.445	59.176	19.261	22.577	17.338	107.5	101.8	3	10:53:19.661	1:12.710	22.629	28.728	21.353	76.8	79.5
10	11:01:41.773	59.328	19.325	22.682	17.321	107.0	101.5	4	10:54:30.163	1:10.502	24.191	26.177	20.134	84.6	84.8
11	11:02:41.474	59.701	19.495	22.720	17.486	108.2	102.9	5	10:56:18.673	1:48.510	30.167	49.920	28.423	33.2	65.7
12	11:03:41.800	1:00.326	20.592	22.673	17.061	109.8	101.7	6	10:57:48.713	1:30.040	32.348	36.500	21.192	65.5	96.0
13	11:04:40.920	59.120	19.374	22.624	17.122	107.7	101.5	7	10:58:53.419	1:04.706	21.174	24.285	19.247	102.6	94.7
14	11:05:40.443	59.523	19.215	22.556	17.752	109.1	103.1	8	10:59:58.309	1:04.890	21.545	24.344	19.001	95.3	95.6
(77) Frazer HUNTLY								9	11:01:23.613	1:25.304	40.837	24.952	19.515	99.3	94.1
1	10:51:00.339				18.737		93.2	10	11:02:28.212	1:04.599	21.539	24.293	18.767	101.8	95.5
2	10:52:02.553	1:02.214			18.452		92.7	11	11:03:33.290	1:05.078	21.848	24.481	18.749	100.6	96.0
3	10:53:04.988	1:02.435			18.350		93.3	12	11:04:36.884	1:03.594	20.776	24.122	18.696	101.2	96.1
4	10:54:13.893	1:08.905			22.653		55.8	13	11:05:40.278	1:03.394	20.922	23.818	18.654	102.5	96.1
5	10:56:15.653	2:01.760			27.219		55.0	(69) Andrew PATERSON							
6	10:57:46.157	1:30.504			21.143		93.2	1	10:51:04.082			26.943	19.840	88.5	85.9
7	10:58:47.803	1:01.646			18.125		93.9	2	10:52:10.560	1:06.478	21.562	25.565	19.351	90.0	85.1
8	10:59:49.691	1:01.888			18.556		93.6	3	10:53:22.899	1:12.339	22.598	28.143	21.598	79.0	78.4
9	11:00:51.692	1:02.001			18.286		93.6	4	10:54:34.639	1:11.740	23.815	27.637	20.288	83.1	84.9
10	11:01:53.344	1:01.652			18.165		94.1	5	10:56:21.151	1:46.512	28.383	49.604	28.525	29.6	65.7
11	11:02:54.863	1:01.519			18.229		93.2	6	10:57:51.273	1:30.122	31.436	37.062	21.624	59.9	85.8
12	11:03:57.974	1:03.111			18.166		93.9	7	10:58:57.475	1:06.202	21.159	25.439	19.604	90.8	85.2
13	11:05:00.685	1:02.711			18.586		94.7	8	11:00:04.247	1:06.772	21.620	25.874	19.278	90.3	83.9
14	11:06:02.612	1:01.927			18.324		93.9	9	11:01:12.720	1:08.473	22.103	26.163	20.207	89.0	74.8
(3) Josh HISLOP								10	11:02:20.876	1:08.156	22.710	26.023	19.423	90.8	84.5
1	10:51:01.249			25.107	19.765	97.0	89.0	11	11:03:27.305	1:06.429	22.064	24.971	19.394	90.9	85.3
2	10:52:06.592	1:05.343	21.821	24.662	18.860	97.3	90.0	12	11:04:34.622	1:07.317	21.827	26.064	19.426	90.9	84.5
3	10:53:18.786	1:12.194	22.033	28.912	21.249	76.4	75.4	13	11:05:41.904	1:07.282	21.051	25.674	20.557	84.6	82.8
4	10:54:29.442	1:10.656	23.926	26.729	20.001	81.7	82.5	(86) Adam MORRISON							
5	10:56:17.884	1:48.442	30.044	49.742	28.656	32.7	61.2	1	10:51:05.771			26.638	20.594		77.5
6	10:57:47.391	1:29.507	32.319	36.125	21.063	60.6	90.3	2	10:52:14.221	1:08.450			20.552		77.0
7	10:58:50.715	1:03.324	20.603	24.258	18.463	96.6	90.4	3	10:53:31.985	1:17.764	22.933	29.785	25.046	70.4	71.2
8	10:59:53.539	1:02.824	20.452	23.775	18.597	90.3	5	10:54:45.159	1:13.174	24.327	27.403	21.444	79.7	75.7	
9	11:00:56.212	1:02.673	20.500	23.706	18.467	97.5	90.6	4	10:56:25.276	1:40.117	23.426	46.581	30.110	29.1	71.2
10	11:01:58.842	1:02.630	20.313	23.848	18.469	97.0	90.3	6	10:57:54.161	1:28.885	30.156	36.923	21.806		77.5
11	11:03:01.342	1:02.500	20.528	23.689	18.283		90.4	7	10:59:02.481	1:08.320	21.986	25.819	20.515	83.3	77.5
12	11:04:03.772	1:02.450	20.417	23.628	18.385	97.8	90.7	8	11:00:10.819	1:08.338	21.985	25.818	20.535	84.0	76.5
13	11:05:06.236	1:02.464	20.546	23.628	18.290	97.8	90.8	9	11:01:20.113	1:09.294	22.513	26.038	20.743		76.6
14	11:06:11.187	1:04.951	22.414	24.162	18.375	97.3	90.7	10	11:02:28.511	1:08.398	22.051	25.660	20.687		73.9
(64) Sean MARTIN								11	11:03:38.587	1:10.076	22.358	26.974	20.744		76.6
1	10:51:02.314						91.6	12	11:04:49.228	1:10.641			20.752	81.1	76.2
2	10:52:07.358	1:05.044			19.365		92.2	13	11:05:58.604	1:09.376		25.914	21.364		74.0
3	10:53:21.217	1:13.859					74.2	(771) Scott ARMSTRONG							
4	10:54:31.491	1:10.274					88.0	1	10:51:08.684			27.301	20.916	81.1	75.7
5	10:56:20.313	1:48.822					71.7	2	10:52:18.391	1:09.707	22.728	26.331	20.648	81.1	75.3
6	10:57:50.223	1:29.910					91.9	3	10:53:33.166	1:14.775	24.032	28.900	21.843	80.5	68.8
7	10:58:53.667	1:03.444					91.6	4	10:54:46.916	1:13.750	24.945	27.609	21.196	80.8	74.9
8	10:59:58.222	1:04.555					92.9	5	10:56:28.105	1:41.189	23.824	46.369	30.996	28.7	73.0
								6	10:57:55.730	1:27.625	28.791	36.426	22.408	74.7	76.0

Clerk of the Course
 Sig : Nick Clarke Time :
 Chief Timekeeper : Ian Sharp (SMART Timing)
 Results available at www.smart-timing.co.uk and www.speedhive.com
 Printed: 19/09

Super Lap Scotland - Round 7

KMSC Modsports

Knockhill 1.267 miles

Race 1 - 1st Race

19/09/2021 10:40

Race (15:00 and 1 Laps) started at 10:49:50

Lap	Time of Day	Lap Tm	S1	S2	S3	S2Spd	SFSpd	Lap	Time of Day	Lap Tm	S1	S2	S3	S2Spd	SFSpd
7	10:59:06.069	1:10.339	22.553	26.849	20.937	79.0	74.9	6	10:58:00.327	1:26.665					77.8
8	11:00:15.576	1:09.507	22.707	26.184	20.616	81.6	75.4	7	10:59:12.649	1:12.322					77.2
9	11:01:25.242	1:09.666	22.847	25.942	20.877	80.5	75.3	8	11:00:25.076	1:12.427					77.1
10	11:02:34.534	1:09.292	22.324	26.213	20.755	81.0	75.1	9	11:01:38.244	1:13.168					77.5
11	11:03:44.211	1:09.677	22.593	26.317	20.767	81.4	76.0	10	11:02:51.128	1:12.884			21.633		76.3
12	11:04:53.634	1:09.423	22.417	26.129	20.877	81.7	74.7	11	11:04:03.520	1:12.392					76.8
13	11:06:03.353	1:09.719	22.504	26.562	20.653	81.7	75.4	12	11:05:15.278	1:11.758			21.381		76.5
								13	11:06:29.124	1:13.846			22.661		70.5

(132) Suzanne BUIST

1	10:51:09.436			27.751	20.726	84.0	80.2
2	10:52:21.385	1:11.949	23.969	26.696	21.284	89.8	82.4
3	10:53:43.512	1:22.127	26.252	30.388	25.487	80.1	65.2
4	10:55:01.199	1:17.687	27.443	28.961	21.283	77.8	79.2
5	10:56:30.800	1:29.601	25.075	33.054	31.472	33.5	76.4
6	10:57:57.714	1:26.914	27.835	36.572	22.507	76.3	82.2
7	10:59:07.499	1:09.785	23.208	26.595	19.982	90.3	84.9
8	11:00:17.511	1:10.012	23.304	26.298	20.410	89.8	82.7
9	11:01:28.902	1:11.391	25.231	26.444	19.716	90.4	81.2
10	11:02:39.630	1:10.728	24.050	26.488	20.190	89.1	85.2
11	11:03:48.068	1:08.438	23.262	25.684	19.492	91.2	83.3
12	11:04:55.980	1:07.912	22.576	25.822	19.514	90.2	84.6
13	11:06:04.218	1:08.238	22.401	26.008	19.829	89.2	84.1

(20) Louise STRACHAN

1	10:51:10.536					28.026	20.895	92.2	84.1
2	10:52:21.373	1:10.837	23.777	26.726	20.334	94.5	83.6		
3	10:53:38.656	1:17.283	24.949	29.948	22.386	78.8	73.6		
4	10:54:59.690	1:21.034	26.634	31.138	23.262	75.1	71.5		
5	10:56:29.561	1:29.871	25.874	32.623	31.374	30.8	75.3		
6	10:57:56.899	1:27.338	28.244	36.571	22.523	73.9	86.5		
7	10:59:07.006	1:10.107	22.783	26.780	20.544	94.3	83.9		
8	11:00:18.073	1:11.067	23.198	26.129	21.740	90.8	70.1		
9	11:01:28.614	1:10.541	23.431	26.240	20.870	87.6	83.6		
10	11:02:39.235	1:10.621	22.191	27.460	20.970	80.9	79.7		
11	11:03:53.024	1:13.789	24.237	28.521	21.031	87.4	77.0		
12	11:05:04.874	1:11.850	22.653	27.277	21.920	84.5	78.5		
13	11:06:31.305	1:26.431	38.262	27.676	20.493	82.0	81.6		

(21) James STRACHAN

1	10:51:13.093			28.696	21.838	88.1	73.5
2	10:52:24.710	1:11.617	24.200	27.455	19.962	89.6	83.2
3	10:53:45.305	1:20.595	26.683	31.000	22.912	73.9	71.4
4	10:55:03.564	1:18.259	27.614	29.207	21.438	86.5	78.0
5	10:56:31.929	1:28.365	25.976	31.993	30.396	37.5	74.6
6	10:57:58.800	1:26.871	28.602	35.999	22.270	75.3	84.8
7	10:59:09.260	1:10.460	23.419	27.360	19.681	89.5	84.7
8	11:00:18.663	1:09.403	22.863	26.786	19.754	90.1	83.6
9	11:01:30.939	1:12.276	24.803	27.830	19.643	89.6	83.7
10	11:02:40.137	1:09.198	23.127	26.402	19.669	91.3	84.0
11	11:03:49.972	1:09.835	23.593	26.713	19.529	90.9	83.8
12	11:04:58.989	1:09.017	22.238	27.197	19.582	90.1	83.7
13	11:06:08.137	1:09.148	23.634	26.034	19.480	90.1	84.2

(1) Natalie COWIE

1	10:51:34.247					26.383	20.309	87.3	71.9
---	--------------	--	--	--	--	---------------	---------------	-------------	-------------

(186) Murray DOUGLAS

1	10:51:18.528				21.118		81.2
2	10:52:34.002	1:15.474			21.024		64.1
3	10:53:54.726	1:20.724			22.214		71.6
4	10:55:10.182	1:15.456			21.059		75.1
5	10:56:35.574	1:25.392			29.804		77.0
6	10:58:01.248	1:25.674			22.050		82.3
7	10:59:12.557	1:11.309	23.625	27.455	20.229		86.1
8	11:00:22.184	1:09.627			19.965		84.5
9	11:01:32.511	1:10.327			19.753		83.6
10	11:02:41.965	1:09.454			19.947		82.6
11	11:03:52.591	1:10.626	23.420	27.378	19.828		86.1
12	11:05:00.298	1:07.707			19.477		86.3
13	11:06:09.023	1:08.725			19.256		85.3

(8) Richard SUTHERLAND

1	10:51:07.210			27.247	20.805	83.3	77.9
2	10:52:17.715	1:10.505	22.665	27.149	20.691	82.0	77.8
3	10:53:32.393	1:14.678	23.348	28.409	22.921	81.2	73.7
4	10:54:46.036	1:13.643	25.074	27.477	21.092	84.0	77.6
5	10:56:27.518	1:41.482	23.899	46.504	31.079	31.7	74.2
6	10:57:55.057	1:27.539	28.790	36.275	22.474	68.0	77.9
7	10:59:06.467	1:11.410	22.601	27.498	21.311	81.9	78.4
8	11:00:17.291	1:10.824	23.079	26.669	21.076	84.6	76.7
9	11:01:28.452	1:11.161	23.326	26.735	21.100	84.8	77.4
10	11:02:40.004	1:11.552	23.343	27.082	21.127	83.8	77.4
11	11:03:52.219	1:12.215	24.005	27.746	20.464	85.1	77.9
12	11:05:03.898	1:11.679	23.084	28.018	20.577	82.5	77.8
13	11:06:14.238	1:10.340	22.640	26.686	21.014	85.4	77.3

(217) Steven SOMERVILLE

1	10:51:14.204				22.138		76.8
2	10:52:28.372	1:14.168					75.5
3	10:53:46.120	1:17.748			23.115		75.8
4	10:55:05.158	1:19.038			22.235		76.9
5	10:56:33.662	1:28.504			31.391		75.5

Clerk of the Course

Sig : Nick Clarke Time :

Chief Timekeeper : Ian Sharp (SMART Timing)

Results available at www.smart-timing.co.uk and www.speedhive.com

Printed: 19/09/2021 11:08:17

Orbits



Super Lap Scotland - Round 7

Lapchart

KMSC Modsports

Knockhill 1.267 miles

Race 1 - 1st Race

19/09/2021 10:40

Race (15:00 and 1 Laps) started at 10:49:50



Competitors	Laps													
	1	2	3	4	5	6	7	8	9	10	11	12	13	14
Paul BRYDON (79)	1	79	79	79	79	79	79	79	79	79	79	79	79	79
Alistair MOWAT (25)	2	25	25	25	25	25	25	25	25	25	25	25	25	25
Frazer HUNTLY (77)	3	77	77	77	77	77	77	77	77	77	77	77	77	77
Damien McKAY (18)	4	18	3	3	3	3	3	3	3	3	3	3	3	3
Josh HISLOP (3)	5	3	18	18	18	18	18	18	64	64	64	64	64	64
Sean MARTIN (64)	6	64	64	64	64	64	64	18	69	55	55	55	55	55
Andrew PATERSON (69)	7	69	69	69	69	69	69	69	55	69	69	69	18	18
Adam KINDNESS (55)	8	55	55	55	55	55	55	55	86	18	18	18	69	69
Adam MORRISON (86)	9	86	86	86	86	86	86	86	18	86	86	86	86	86
Richard SUTHERLAND (8)	10	8	8	8	8	8	771	771	771	771	771	771	771	771
Scott ARMSTRONG (771)	11	771	771	771	771	771	8	8	8	20	132	132	132	132
Suzanne BUIST (132)	12	132	20	20	20	20	20	20	132	20	132	21	21	21
Louise STRACHAN (20)	13	20	132	132	132	132	132	20	132	8	8	186	186	186
James STRACHAN (21)	14	21	21	21	21	21	21	21	21	21	186	8	8	8
Steven SOMERVILLE (217)	15	217	217	217	217	217	186	186	186	186	20	20	217	217
Murray DOUGLAS (186)	16	186	186	186	186	186	217	217	217	217	217	217	20	20
Natalie COWIE (1)	17	1												

Margin of Victory	Avg. Speed	Best Lap Tm	Best Speed	Best Lap by
10.436	67.954	56.218	81.128	79 - Paul BRYDON

Clerk of the Course Orbits

Sig : Nick Clarke Time :
 Chief Timekeeper : Ian Sharp (SMART Timing)
 Results available at www.smart-timing.co.uk and www.speedhive.com





Bulletin No. _____

Super Lap Scotland - Round 7

Sorted on Laps

KMSC Legends

Knockhill 1.267 miles

Race 2 - Heat 1

19/09/2021 11:05

Race (8 Laps) started at 11:19:33

Pos	No.	Name	Make/Model	Class Code	Laps	Total Tm	Diff	Best Tm	In Lap	Best Speed
1	52	Stewart BLACK	Ford Coupe	L	8	9:02.859		1:07.008	8	68.064
2	18	Steven McGILL	Ford Coupe	L	8	9:03.348	0.489	1:06.988	8	68.084
3	32	James HALL-MORTON	Chevy Coupe	L	8	9:03.369	0.510	1:06.834	7	68.241
4	22	Ben MASON	Chevy Sedan	L	8	9:06.046	3.187	1:06.324	8	68.766
5	86	Jon CRITCHLOW	Chevy Sedan	L	8	9:11.548	8.689	1:07.860	3	67.210
6	17	Billy WAIT	Ford Coupe	L	8	9:12.338	9.479	1:07.496	8	67.572
7	5	Brent BOWIE	Ford Coupe	L	8	9:29.028	26.169	1:10.382	3	64.801
8	82	Ben McNEICE	Ford Coupe	L R	8	9:34.217	31.358	1:09.785	7	65.356
9	30	Mark FRENCH	Ford Coupe	L	8	9:40.945	38.086	1:09.937	3	65.214
10	4	Peter McKERNAN	Ford Coupe	L R	8	9:45.774	42.915	1:09.659	5	65.474
11	68	Mark REID	Chevy Sedan	L R	8	10:02.936	1:00.077	1:13.220	8	62.290
12	16	John BUSHBY	Chevy Sedan	L	8	10:03.719	1:00.860	1:14.105	8	61.546
13	66	Alastair CALDERWOOD	Ford Sedan	L R	7	9:08.606	1 Lap	1:13.923	6	61.697
Not classified										
DNF	7	Duncan VINCENT	Ford Coupe	L	5	5:53.997	DNF	1:07.865	3	67.205

Margin of Victory	Avg. Speed	Best Lap Tm	Best Speed	Best Lap by
0.489	67.212	1:06.324	68.766	22 - Ben MASON

Clerk of the Course

Sig : Nick Clarke Time :

Chief Timekeeper : Ian Sharp (SMART Timing)

Results available at www.smart-timing.co.uk and www.speedhive.com

Printed: 19/09/2021 11:35:16

Orbits



Super Lap Scotland - Round 7

KMSC Legends

Knockhill 1.267 miles

Race 2 - Heat 1

19/09/2021 11:05

Race (8 Laps) started at 11:19:33

Lap	Time of Day	Lap Tm	S1	S2	S3	S2Spd	SFSpd
(52) Stewart BLACK							
1	11:20:45.079	1:10.881	24.621	26.060	20.200	92.2	88.0
2	11:21:53.063	1:07.984	21.487	26.322	20.175	90.7	88.4
3	11:23:00.457	1:07.394	21.556	25.881	19.957	92.1	87.7
4	11:24:07.947	1:07.490	21.717	25.916	19.857	92.3	88.8
5	11:25:14.977	1:07.030	21.570	25.837	19.623	91.3	88.5
6	11:26:22.408	1:07.431	21.610	25.701	20.120	93.7	87.8
7	11:27:29.656	1:07.248	21.615	25.768	19.865	92.6	88.2
8	11:28:36.664	1:07.008	21.323	25.764	19.921	92.7	88.5

Lap	Time of Day	Lap Tm	S1	S2	S3	S2Spd	SFSpd
(18) Steven McGILL							
1	11:20:45.363	1:11.195	24.435	26.508	20.252	92.1	89.5
2	11:21:53.481	1:08.118	21.680	26.010	20.428	94.5	88.8
3	11:23:00.815	1:07.334	21.632	25.862	19.840	92.7	89.1
4	11:24:08.109	1:07.294	21.612	25.928	19.754	94.5	90.3
5	11:25:15.378	1:07.269	21.700	25.976	19.593	94.5	88.9
6	11:26:23.138	1:07.760	21.443	25.544	20.773	94.3	87.5
7	11:27:30.165	1:07.027	21.444	25.629	19.954	94.0	88.2
8	11:28:37.153	1:06.988	21.345	25.597	20.046	94.8	87.5

Lap	Time of Day	Lap Tm	S1	S2	S3	S2Spd	SFSpd
(32) James HALL-MORTON							
1	11:20:45.802	1:11.433	24.601	26.569	20.263	92.8	87.5
2	11:21:53.571	1:07.769	21.392	26.178	20.199	93.1	90.1
3	11:23:01.391	1:07.820	21.755	25.883	20.182	94.0	87.7
4	11:24:08.400	1:07.009	21.341	25.797	19.871	95.3	89.6
5	11:25:15.898	1:07.498	21.599	25.860	20.039	94.8	88.2
6	11:26:23.501	1:07.603	21.323	25.411	20.869	94.8	86.7
7	11:27:30.335	1:06.834	21.350	25.629	19.855	94.7	89.0
8	11:28:37.174	1:06.839	21.340	25.693	19.806	95.1	89.7

Lap	Time of Day	Lap Tm	S1	S2	S3	S2Spd	SFSpd
(22) Ben MASON							
1	11:20:48.058	1:11.530			20.132		88.4
2	11:21:57.263	1:09.205			19.904		88.5
3	11:23:04.090	1:06.827	21.371	25.584	19.872	90.6	88.6
4	11:24:12.224	1:08.134	22.147	25.979	20.008	92.3	87.3
5	11:25:19.778	1:07.554	21.546	26.456	19.552	91.1	88.1
6	11:26:26.731	1:06.953	21.553	25.886	19.514		88.4
7	11:27:33.527	1:06.796	21.458	25.878	19.460	92.2	88.4
8	11:28:39.851	1:06.324	21.409	25.292	19.623		85.4

Lap	Time of Day	Lap Tm	S1	S2	S3	S2Spd	SFSpd
(86) Jon CRITCHLOW							
1	11:20:47.587	1:12.172	24.740	26.703	20.729	92.1	90.4
2	11:21:55.998	1:08.411	22.113	26.273	20.025	93.2	89.8
3	11:23:03.858	1:07.860	21.683	25.850	20.327	92.4	88.8
4	11:24:12.490	1:08.632	22.121	26.214	20.297	91.6	90.1
5	11:25:20.699	1:08.209	21.559	26.353	20.297	92.7	87.7
6	11:26:29.069	1:08.370	21.595	26.261	20.514	91.8	87.3
7	11:27:36.931	1:07.862	21.824	25.702	20.336	92.1	87.2
8	11:28:45.353	1:08.422	22.121	26.185	20.116	92.7	88.2

Lap	Time of Day	Lap Tm	S1	S2	S3	S2Spd	SFSpd
(17) Billy WAIT							
1	11:20:47.949	1:13.046			20.892		88.1
2	11:21:57.929	1:09.980			20.425		89.2
3	11:23:06.173	1:08.244			20.427		87.4
4	11:24:15.043	1:08.870			20.503		88.5
5	11:25:23.461	1:08.418			20.136		86.9
6	11:26:31.086	1:07.625			19.943		88.1
7	11:27:38.647	1:07.561			19.918		88.0
8	11:28:46.143	1:07.496			20.089		88.1

Lap	Time of Day	Lap Tm	S1	S2	S3	S2Spd	SFSpd
(5) Brent BOWIE							
1	11:20:47.945	1:13.452	25.287	27.558	20.607	91.8	86.7
2	11:21:59.532	1:11.587	23.540	27.544	20.503	89.2	84.6
3	11:23:09.914	1:10.382	22.495	26.888	20.999	89.4	83.7
4	11:24:20.575	1:10.661	22.779	27.141	20.741	88.2	84.0
5	11:25:31.395	1:10.820	22.813	27.341	20.666	87.7	83.8
6	11:26:41.994	1:10.599	22.875	27.348	20.376	88.2	83.2
7	11:27:52.397	1:10.403	22.555	27.510	20.338	87.2	83.2
8	11:29:02.833	1:10.436	22.741	27.346	20.349	88.5	83.8

Lap	Time of Day	Lap Tm	S1	S2	S3	S2Spd	SFSpd
(82) Ben McNEICE							
1	11:20:51.768	1:16.517	27.048	28.448	21.021	86.7	86.6
2	11:22:03.349	1:11.581	22.789	28.116	20.676	90.7	86.0

Lap	Time of Day	Lap Tm	S1	S2	S3	S2Spd	SFSpd
3	11:23:13.955	1:10.606	22.910	27.422	20.274	90.9	85.6
4	11:24:25.538	1:11.583	23.160	27.920	20.503	90.1	86.0
5	11:25:36.386	1:10.848	22.847	27.303	20.698	91.1	85.6
6	11:26:47.004	1:10.618	22.700	27.346	20.572	89.8	85.6
7	11:27:56.789	1:09.785	22.297	26.978	20.510	90.9	85.6
8	11:29:08.022	1:11.233	22.904	27.407	20.922	90.6	84.6

Lap	Time of Day	Lap Tm	S1	S2	S3	S2Spd	SFSpd
(30) Mark FRENCH							
1	11:20:49.428	1:14.638			21.473		91.4
2	11:22:00.588	1:11.160	22.625	27.327	21.208		85.7
3	11:23:10.525	1:09.937	22.390	26.826	20.721		85.7
4	11:24:32.165	1:21.640	22.938	37.708	20.994	87.3	84.3
5	11:25:43.632	1:11.467	23.158	27.548	20.761		84.1
6	11:26:54.150	1:10.518	22.694	27.217	20.607		84.4
7	11:28:04.225	1:10.075			20.611	89.0	84.2
8	11:29:14.750	1:10.525		26.944	20.774	87.5	83.8

Lap	Time of Day	Lap Tm	S1	S2	S3	S2Spd	SFSpd
(4) Peter McKERNAN							
1	11:20:53.863	1:16.264	25.986	28.365	21.913	92.3	83.1
2	11:22:05.241	1:11.378	22.650	27.878	20.850	90.0	84.6
3	11:23:16.126	1:10.885	23.189	27.289	20.407	89.0	85.2
4	11:24:27.161	1:11.035	23.343	27.332	20.360	90.6	85.8
5	11:25:36.820	1:09.659	22.148	27.115	20.396	90.9	86.1
6	11:26:47.411	1:10.591	22.474	27.376	20.741	92.9	86.1
7	11:28:08.117	1:20.706	22.429	27.320	30.957	90.7	84.1
8	11:29:19.579	1:11.462	22.650	27.780	21.032	89.7	68.1

Lap	Time of Day	Lap Tm	S1	S2	S3	S2Spd	SFSpd
(68) Mark REID							
1	11:20:57.193	1:19.828			22.395		82.1
2	11:22:12.028	1:14.835			21.638		83.5
3	11:23:26.508	1:14.480			21.706		83.8
4	11:24:40.198	1:13.690			21.463		83.4
5	11:25:54.241	1:14.043			21.959		81.0
6	11:27:07.858	1:13.617			21.725		82.8
7	11:28:23.521	1:15.663			21.726		83.1
8	11:29:36.741	1:15.220			20.822		83.6

Lap	Time of Day	Lap Tm	S1	S2	S3	S2Spd	SFSpd
(16) John BUSHBY							
1	11:20:54.535	1:18.413	26.944	29.061	22.408	86.1	83.7
2	11:22:09.065	1:14.530	23.601	28.723	22.206	86.3	83.3
3	11:23:23.643	1:14.578	24.235	28.405	21.938	87.2	83.8
4	11:24:38.193	1:14.550	23.962	28.413	22.175	87.7	83.1
5	11:25:53.027	1:14.834	24.266	28.510	22.058	87.3	82.6
6	11:27:08.193	1:15.166	24.180	28.677	22.309	87.8	84.2
7	11:28:23.419	1:15.226	23.875	29.349	22.002	81.7	83.4
8	11:29:37.524	1:14.105	23.988				



Bulletin No. _____

Super Lap Scotland - Round 7

Lapchart

KMSC Legends

Knockhill 1.267 miles

Race 2 - Heat 1

19/09/2021 11:05

Race (8 Laps) started at 11:19:33



Competitors	Laps									
	0	1	2	3	4	5	6	7	8	
Steven McGILL (18)	1	18	52	52	52	52	52	52	52	52
Stewart BLACK (52)	2	52	18	18	18	18	18	18	18	18
James HALL-MORTON (32)	3	32	32	32	32	32	32	32	32	32
Brent BOWIE (5)	4	5	7	7	7	22	22	22	22	22
Mark FRENCH (30)	5	30	86	86	86	86	86	86	86	86
Billy WAIT (17)	6	17	5	22	22	7	17	17	17	17
Ben McNEICE (82)	7	82	17	17	17	17	7	5	5	5
Jon CRITCHLOW (86)	8	86	22	5	5	5	5	82	82	82
John BUSHBY (16)	9	16	30	30	30	82	82	4	30	30
Alastair CALDERWOOD (66)	10	66	82	82	82	4	4	30	4	4
Duncan VINCENT (7)	11	7	4	4	4	30	30	68	16	68
Ben MASON (22)	12	22	16	16	16	16	16	16	68	16
Mark REID (68)	13	68	66	68	68	68	68	66	66	
Peter McKERNAN (4)	14	4	68	66	66	66	66			

Margin of Victory	Avg. Speed	Best Lap Tm	Best Speed	Best Lap by
0.489	67.212	1:06.324	68.766	22 - Ben MASON

Clerk of the Course

Sig : Nick Clarke Time :
 Chief Timekeeper : Ian Sharp (SMART Timing)
 Results available at www.smart-timing.co.uk and www.speedhive.com

Printed: 19/09/2021 11:36:18

Orbits



**Super Lap Scotland - Round 7****Sorted on best lap time**

Super Lap Scotland

Knockhill 1.267 miles

Practice - Group 1

19/09/2021 11:25

Practice (15:00 Time) started at 11:32:53

Pos	No.	Name	Make/Model	Class Code	Laps	Best Tm	Diff	Best Speed	2nd Best
1	42	Robert JOBSON	Audi S3	SLS-E	12	1:00.843		74.961	1:00.955
2	101	John WALLACE	Mini Cooper S	SLS-E	12	1:01.253	0.410	74.459	1:01.500
3	3	Josh HISLOP	Renault Clio 197	SLS-E	12	1:01.291	0.448	74.413	1:02.146
4	24	Marc DAWSON	Honda Civic Type R	SLS-D	13	1:01.467	0.624	74.200	1:01.596
5	14	Michael IMRIE	Renault Clio 197	SLS-F	13	1:02.300	1.457	73.208	1:02.710
6	144	Donnie McLEOD	Renault Clio 172	SLS-E	9	1:03.915	3.072	71.358	1:12.689
7	725	Keir REILLY	Renault Clio 172	SLS-F	12	1:04.313	3.470	70.916	1:04.496
8	8	Henry SIMMONS	Renault RS Megane	SLS-D	12	1:04.818	3.975	70.364	1:05.668
9	716	Tom LOCKHART	Renault Clio 172	SLS-F	11	1:04.988	4.145	70.180	1:05.921
10	6	David SMITHERAM	Chevrolet Corvette C6	SLS-D	5	1:05.051	4.208	70.112	1:10.463
11	84	Dave LARGUE	Honda Civic	SLS-E	11	1:05.451	4.608	69.683	1:05.881
12	85	David JOYCE	Renault Clio 182	SLS-E	12	1:05.593	4.750	69.532	1:07.585
13	555	David CAPSTICK	Renault Clio RS197	SLS-F	9	1:06.307	5.464	68.784	1:06.540
14	37	Andrew SKINNER	Westfield Seiw	SLS-E	10	1:07.066	6.223	68.005	1:07.263
15	100	Jonathan ADAMS	Renault Clio	SLS-F	12	1:07.220	6.377	67.849	1:07.534
16	61	Andy CLOTWORTHY	Renault Clio	SLS-F	4	1:07.963	7.120	67.108	1:08.535
17	88	Martin BROWN	Subaru Impreza WRX	SLS-E	7	1:08.625	7.782	66.460	1:11.699
18	73	Bobby DAVEY	Lotus Elise S220 Cup	SLS-D	12	1:09.358	8.515	65.758	1:09.404
19	155	Fiona KINDNESS	Mini Cooper	SLS-G	4	1:10.949	10.106	64.283	1:12.619
20	56	Andrew FAHEY	Renault Megane	SLS-F	9	1:13.716	12.873	61.870	1:16.099
21	106	Martin HUTTON	Peugeot 106 HND	SLS-G	4	1:19.636	18.793	57.271	1:26.738

Clerk of the Course

Orbits

Sig : Nick Clarke Time :

Chief Timekeeper : Ian Sharp (SMART Timing)

Results available at www.smart-timing.co.uk and www.speedhive.com

Printed: 19/09/2021 11:57:44





Super Lap Scotland - Round 7

Super Lap Scotland

Knockhill 1.267 miles

Practice - Group 1

19/09/2021 11:25

Practice (15:00 Time) started at 11:32:53

Lap	Time of Day	Lap Tm	S1	S2	S3	S2Spd	SFSpd
(42) Robert JOBSON							
1	11:34:14.290			30.729	21.702	79.2	78.4
2	11:35:21.641	1:07.351	21.398	25.943	20.010	72.1	91.4
3	11:36:25.587	1:03.946	20.076	24.585	19.285		92.1
4	11:37:30.148	1:04.561	21.425	23.911	19.225	95.9	91.3
5	11:38:32.138	1:01.990	19.974	23.596	18.420	97.4	92.6
6	11:48:15.017	6:43.278		32.031	23.433	50.7	91.8
7	11:49:30.864	1:15.847	23.904	30.269	21.674	74.8	92.4
8	11:50:45.648	1:14.784	19.842	29.616	25.326	50.0	91.9
9	11:51:46.785	1:01.137	19.775	23.220	18.142	99.3	92.2
10	11:52:47.740	1:00.955	19.606	22.906	18.443	100.0	85.2
11	11:53:49.610	1:01.870	19.800	23.650	18.420	98.1	91.2
12	11:54:50.453	1:00.843	19.684	23.361	17.798		91.7

Lap	Time of Day	Lap Tm	S1	S2	S3	S2Spd	SFSpd
(101) John WALLACE							
1	11:34:32.272			29.897	22.817	85.5	65.4
2	11:35:37.912	1:05.640	23.080	24.519	18.041	99.1	90.8
3	11:36:39.412	1:01.500	19.804	23.535	18.161	99.9	90.0
4	11:37:42.073	1:02.661	20.301	23.538	18.822	99.6	91.1
5	11:38:43.326	1:01.253	19.676	23.317	18.260	100.8	90.4
6	11:48:10.164	8:15.210		30.004	21.701	68.0	90.6
7	11:49:20.566	1:10.402	20.566	28.492	18.662	98.4	90.6
8	11:50:24.087	1:03.521	20.412	24.503	18.606	100.9	90.4
9	11:51:28.077	1:03.990	20.576	24.851	18.563	100.3	88.2
10	11:52:29.740	1:01.663	20.363	23.340	17.960	98.8	90.4
11	11:53:32.020	1:02.280	20.011	23.614	18.655	98.7	90.2
12	11:55:07.221	1:35.201	23.363	37.362	34.476	54.1	24.0

Lap	Time of Day	Lap Tm	S1	S2	S3	S2Spd	SFSpd
(3) Josh HISLOP							
1	11:34:41.070			31.072	22.020	71.3	89.4
2	11:35:49.334	1:08.264	22.750	26.078	19.436	96.8	90.0
3	11:36:51.480	1:02.146	20.247	23.443	18.456	97.1	89.8
4	11:37:53.940	1:02.460	20.075	23.242	19.143	86.7	90.3
5	11:39:04.380	1:10.440	20.241	23.046	27.153	19.9	19.9
6	11:48:19.115	9:14.735	8:26.695	24.536	23.504	62.4	90.1
7	11:49:34.191	1:15.076	21.702	30.077	23.297	78.0	90.3
8	11:50:38.902	1:04.711	20.081	25.886	18.744	97.1	90.7
9	11:51:44.615	1:05.713	20.575	26.818	18.320	97.5	91.1
10	11:52:45.906	1:01.291	20.119	23.066	18.106	98.5	90.9
11	11:53:50.525	1:04.619	20.095	25.879	18.645	86.8	90.9
12	11:54:55.196	1:04.671	20.478	24.718	19.475	92.7	89.0

Lap	Time of Day	Lap Tm	S1	S2	S3	S2Spd	SFSpd
(24) Marc DAWSON							
1	11:34:34.514				20.529		94.7
2	11:35:38.992	1:04.478			18.380		94.9
3	11:36:41.208	1:02.216			18.625		91.1
4	11:37:43.778	1:02.570			18.506		93.7
5	11:38:46.350	1:02.572			18.423		94.9
6	11:47:36.290	7:36.611			18.581		94.5
7	11:48:38.301	1:02.011			18.800		94.1
8	11:49:39.768	1:01.467			18.105		94.9
9	11:50:41.481	1:01.713			18.268		95.3
10	11:51:43.189	1:01.708			18.333		94.5
11	11:52:44.785	1:01.596			18.235		94.5
12	11:53:47.837	1:03.052			18.128		95.5
13	11:54:51.201	1:03.364			18.086		95.5

Lap	Time of Day	Lap Tm	S1	S2	S3	S2Spd	SFSpd
(14) Michael IMRIE							
1	11:34:24.531			31.967	21.817	57.7	82.2
2	11:35:30.376	1:05.845	20.530	25.899	19.416	87.2	81.4
3	11:36:34.448	1:04.072	20.421	24.289	19.362	89.4	82.8
4	11:37:42.039	1:07.591	22.952	25.227	19.412	88.2	83.0
5	11:38:45.661	1:03.622	20.479	24.021	19.122	90.3	82.7
6	11:47:33.623	7:36.033		24.159	19.078	88.2	83.0
7	11:48:41.514	1:07.891		25.949	21.159	57.0	82.4
8	11:49:44.685	1:03.171	20.417	23.774	18.980	89.5	83.1
9	11:50:49.136	1:04.451	20.272	25.145	19.034	88.9	82.4
10	11:51:52.164	1:03.028	20.300	23.600	19.128	90.4	82.1
11	11:53:02.279	1:10.115	21.072	28.308	20.735	80.0	82.8
12	11:54:04.989	1:02.710	20.162	23.572	18.976	90.1	83.2
13	11:55:07.289	1:02.300	19.938	23.535	18.827	90.9	83.6

Lap	Time of Day	Lap Tm	S1	S2	S3	S2Spd	SFSpd
(144) Donnie McLEOD							
1	11:34:25.321						88.6
2	11:35:35.280	1:09.959	23.529	26.914	19.516		81.8

Lap	Time of Day	Lap Tm	S1	S2	S3	S2Spd	SFSpd
(725) Keir REILLY							
1	11:34:13.383			41.091	26.280	44.1	70.6
2	11:36:26.072	1:12.689	25.362	25.808	21.519	92.8	69.0
3	11:37:38.877	1:12.805	22.789	27.910	22.106	53.8	84.5
4	11:38:52.904	1:14.027	21.374	32.720	19.933	80.5	87.5
5	11:47:41.552	7:35.171		25.800	20.302	90.2	85.4
6	11:49:59.939	2:18.387		1:31.519	26.149	50.5	63.4
7	11:51:23.859	1:23.920	28.212	30.693	25.015	82.6	28.3
8	11:54:21.131	2:57.272	2:12.797	25.350	19.125	92.4	86.9
9	11:55:25.046	1:03.915	20.948	24.424	18.543	94.9	88.2

Lap	Time of Day	Lap Tm	S1	S2	S3	S2Spd	SFSpd
(8) Henry SIMMONS							
1	11:34:17.992				22.026	84.8	80.3
2	11:35:25.118	1:07.126			19.811		83.1
3	11:36:30.875	1:05.757			19.990		83.7
4	11:37:37.516	1:06.641			19.720		83.6
5	11:38:42.899	1:05.383			19.555		80.6
6	11:47:53.715	7:45.130			20.207		83.4
7	11:49:23.014	1:29.299			19.944		83.2
8	11:50:30.095	1:07.081			19.467		83.3
9	11:51:35.492	1:05.397			19.398		83.4
10	11:52:40.105	1:04.613			19.508		83.4
11	11:53:44.418	1:04.313			19.308		84.2
12	11:54:48.914	1:04.496			19.158		83.5

Lap	Time of Day	Lap Tm	S1	S2	S3	S2Spd	SFSpd
(716) Tom LOCKHART							
1	11:34:31.440			45.127	27.714	50.8	51.4
2	11:35:54.598	1:23.158	30.382	32.786	19.990	85.2	87.8
3	11:37:02.746	1:08.148	22.024	25.429	20.695	98.0	70.0
4	11:38:14.592	1:11.846	23.501	25.482	22.863	94.8	45.7
5	11:39:27.556	1:12.964	26.832	26.724	19.408	94.7	86.9
6	11:48:00.301	6:58.190		26.967	20.708	83.2	86.9
7	11:49:14.607	1:14.306	25.024	29.525	19.757	90.8	88.5
8	11:50:22.725	1:08.118	22.019	26.703	19.396	97.1	88.0
9	11:51:30.435	1:07.710	21.471	27.084	19.155	96.0	87.4
10	11:52:35.253	1:04.818	21.215	25.171	18.432	97.5	88.6
11	11:53:55.789	1:20.536	26.272	33.952	20.312	84.1	87.5
12	11:55:01.457	1:05.668	21.922	24.999	18.747	97.7	88.9

Lap	Time of Day	Lap Tm	S1	S2	S3	S2Spd	SFSpd
(6) David SMITHERAM							
1	11:34:34.475				23.563		69.6
2	11:35:46.888	1:12.413			21.159		84.2
3	11:36:52.809	1:05.921			19.700		84.5
4	11:37:59.003	1:06.194			19.437		84.1
5	11:39:09.932	1:10.929			20.107		83.7
6	11:48:22.347	7:46.368			21.169		84.2
7	11:49:43.495	1:21.148			29.761	65.9	57.5
8	11:50:53.842	1					



Super Lap Scotland - Round 7

Super Lap Scotland

Knockhill 1.267 miles

Practice - Group 1

19/09/2021 11:25

Practice (15:00 Time) started at 11:32:53

Lap	Time of Day	Lap Tm	S1	S2	S3	S2Spd	SFSpd
3	11:36:47.575	1:12.295	26.513	25.359	20.423	94.9	86.0
4	11:37:59.864	1:12.289			19.687	95.1	85.8
5	11:39:13.436	1:13.572		25.931	25.046	94.5	31.3
6	11:47:57.692	8:44.256	7:57.719	26.585	19.952		88.8
7	11:49:12.639	1:14.947	26.186	29.603	19.158		89.2
8	11:50:20.386	1:07.747	22.584	26.376	18.787		89.6
9	11:51:25.979	1:05.593	21.703	24.947	18.943		89.5
10	11:52:33.564	1:07.585	22.665	25.805	19.115		88.5
11	11:53:46.022	1:12.458	28.019	25.567	18.872		88.3
12	11:54:56.781	1:10.759	23.045	27.987	19.727	96.7	88.5

(555) David CAPSTICK

1	11:34:15.636			30.628	21.939	83.2	79.0
2	11:35:23.724	1:08.088	21.943	25.998	20.147	87.4	80.2
3	11:36:30.031	1:06.307	21.139	25.483	19.685	87.2	80.0
4	11:37:49.099	1:19.068	30.061	28.685	20.322	86.8	79.6
5	11:38:57.782	1:08.683	21.511	25.632	21.540	87.4	63.6
6	11:47:47.935	7:18.313		27.206	21.268	85.9	79.2
7	11:48:54.930	1:06.995		25.680	19.827	87.3	79.9
8	11:50:01.470	1:06.540	21.601	25.510	19.429	87.5	80.2
9	11:51:20.650	1:19.180	21.340	30.184	27.656	47.1	34.8

(37) Andrew SKINNER

1	11:34:21.290			30.936	21.403	83.3	83.1
2	11:35:33.297	1:12.007	23.067	28.048	20.892	91.1	84.0
3	11:37:53.672	2:20.375	22.119	27.956	1:30.300	78.3	68.7
4	11:39:03.672	1:10.000	23.448	26.392	20.160		85.6
5	11:49:05.265	8:25.587			20.838		84.8
6	11:50:13.771	1:08.506	22.125	26.200	20.181		84.5
7	11:51:21.201	1:07.430	22.024	25.729	19.677	89.5	84.3
8	11:52:28.464	1:07.263	21.683	25.590	19.990		84.6
9	11:53:38.427	1:09.963	23.454	25.667	20.842	88.5	83.2
10	11:54:45.493	1:07.066			19.344	88.9	85.4

(100) Jonathan ADAMS

1	11:34:45.010						71.5
2	11:35:57.808	1:12.798					74.7
3	11:37:07.907	1:10.099					82.2
4	11:38:15.441	1:07.534					82.7
5	11:39:22.661	1:07.220					82.3
6	11:47:57.334	7:04.275					70.0
7	11:49:21.132	1:23.798					70.0
8	11:50:32.124	1:10.992					82.1
9	11:51:42.266	1:10.142					65.9
10	11:53:01.340	1:19.074					56.9
11	11:54:16.882	1:15.542					74.3
12	11:55:38.264	1:21.382					26.7

(61) Andy CLOTWORTHY

1	11:34:33.037				26.074		58.9
2	11:35:50.290	1:17.253			22.462		80.1
3	11:36:58.825	1:08.535			19.983		83.6
4	11:38:06.788	1:07.963			20.078		83.3

(88) Martin BROWN

1	11:34:37.963			32.710	22.982	61.2	79.0
2	11:35:53.285	1:15.322	25.135	29.768	20.419	86.3	84.7
3	11:37:01.910	1:08.625	22.137	25.631	20.857	95.6	68.3
4	11:38:13.609	1:11.699	22.833	25.673	23.193	85.5	30.2
5	11:47:41.155	9:27.546	8:38.435	28.219	20.892	85.4	73.3
6	11:48:56.720	1:15.565	24.460	30.046	21.059	71.5	86.1
7	11:50:14.223	1:17.503	22.317	27.017	28.169	63.7	26.0

(73) Bobby DAVEY

1	11:34:41.833			31.435	24.217	66.1	78.9
2	11:36:00.565	1:18.732	25.007	31.818	21.907	66.6	92.6
3	11:37:13.541	1:12.976	24.590	26.862	21.524	98.1	92.6
4	11:38:22.945	1:09.404	23.414	26.431	19.559	98.7	93.1
5	11:39:32.560	1:09.615	23.346	26.329	19.940	97.3	91.9
6	11:48:07.390	7:01.170		29.576	20.252	81.8	94.9
7	11:49:25.343	1:17.953	25.271	31.286	21.396	73.7	95.1
8	11:50:36.514	1:11.171	23.001	28.236	19.934	96.0	92.9
9	11:51:48.996	1:12.482	22.494	30.447	19.541	89.2	94.8
10	11:53:04.488	1:15.492	23.476	30.329	21.687	76.5	92.9

Lap	Time of Day	Lap Tm	S1	S2	S3	S2Spd	SFSpd
11	11:54:14.957	1:10.469	23.504	26.129	20.836	95.3	90.6
12	11:55:24.315	1:09.358	22.229	25.767	21.362	98.3	33.2

(155) Fiona KINDNESS

1	11:34:50.105			31.481	22.946	74.9	76.3
2	11:36:03.948	1:13.843	24.226	27.779	21.838	83.0	77.1
3	11:37:16.567	1:12.619	23.751	27.089	21.779	83.2	77.1
4	11:38:27.516	1:10.949	23.094	26.860	20.995	82.5	76.9

(56) Andrew FAHEY

1	11:34:58.172			1:13.368	23.663	71.7	71.4
2	11:36:14.271	1:16.099	26.099	28.429	21.571	88.0	78.3
3	11:37:31.367	1:17.096	24.087	28.077	24.932	81.0	73.3
4	11:38:51.359	1:19.992	24.466	33.407	22.119	71.9	78.9
5	11:47:48.453	7:30.019		27.202	22.643	85.6	72.7
6	11:49:07.548	1:19.095		32.718	22.151	69.0	79.0
7	11:51:01.319	1:53.771	23.720	1:08.270	21.781	83.9	77.7
8	11:52:15.035	1:13.716	24.053	28.586	21.077	86.5	79.7
9	11:53:44.603	1:29.568	27.549	33.191	28.828	80.4	19.3

(106) Martin HUTTON

1	11:34:47.388			34.827	24.993	52.8	67.0
2	11:36:07.024	1:19.636	28.448	28.377	22.811	76.1	76.3
3	11:37:33.762	1:26.738	35.303	28.532	22.903	69.0	76.0
4	11:39:02.072	1:28.310	23.192	37.119	27.999	73.5	23.7

Clerk of the Course

Sig : Nick Clarke Time :

Chief Timekeeper : Ian Sharp (SMART Timing)

Results available at www.smart-timing.co.uk and www.speedhive.com

Printed: 19/09/2021 11:58:15

Orbits





Bulletin No. _____

Super Lap Scotland - Round 7

Sorted on best lap time

Super Lap Scotland Knockhill 1.267 miles

Practice - Group 2 19/09/2021 11:45

Practice (15:00 Time) started at 11:57:52

Pos	No.	Name	Make/Model	Class Code	Laps	Best Tm	Diff	Best Speed	2nd Best
1	93	Michael OSBORNE Jnr	Mitsubishi Evo6	SLS-C	10	57.405		79.450	57.914
2	79	Eric HOLMES	Mitsubishi Evo 6RS	SLS-P	10	57.951	0.546	78.702	57.983
3	10	Nev WOOD	Ariel Atom	SLS-P	14	59.229	1.824	77.003	1:00.157
4	62	Paul RANKIN	Westfield	SLS-P	7	1:01.113	3.708	74.630	1:01.820
5	92	Michael OSBORNE Snr	Mitsubishi Evo5	SLS-C	8	1:01.534	4.129	74.119	1:01.991
6	81	Ian PITMAN	Subaru Impreza Type R	SLS-P	9	1:03.163	5.758	72.207	1:03.542
7	55	Adam KINDNESS	Subaru Impreza Type R	SLS-B	3	1:21.077	23.672	56.253	1:59.489

Clerk of the Course Orbits

Sig : Nick Clarke Time :

Chief Timekeeper : Ian Sharp (SMART Timing)

Results available at www.smart-timing.co.uk and www.speedhive.com

Printed: 19/09/2021 12:14:31



Super Lap Scotland - Round 7

Super Lap Scotland

Knockhill 1.267 miles

Practice - Group 2

19/09/2021 11:45

Practice (15:00 Time) started at 11:57:52

Lap	Time of Day	Lap Tm	S1	S2	S3	S2Spd	SFSpd	Lap	Time of Day	Lap Tm	S1	S2	S3	S2Spd	SFSpd
3	12:03:06.763	1:21.077	29.609	28.040	23.428	99.1	41.0								

(93) Michael OSBORNE Jnr

1	11:59:20.010			33.787	21.056	55.6	104.7
2	12:00:28.768	1:08.758	23.961	27.020	17.777	104.9	107.0
3	12:01:40.846	1:12.078	22.182	30.912	18.984	83.7	106.7
4	12:02:43.680	1:02.834	19.360	25.569	17.905	99.1	105.3
5	12:03:42.742	59.062	18.974	22.431	17.657	112.4	105.8
6	12:04:48.201	1:05.459	19.303	26.873	19.283	79.8	107.9
7	12:05:46.115	57.914	18.875	22.213	16.826	111.7	106.0
8	12:06:43.520	57.405	18.663	21.999	16.743	113.4	106.4
9	12:08:07.050	1:23.530	22.830	34.821	25.879	51.2	61.4
10	12:09:38.042	1:30.992	28.294	34.681	28.017	53.9	31.6

(79) Eric HOLMES

1	11:59:25.374			32.722	23.844	54.8	80.1
2	12:00:34.923	1:09.549	23.618	26.016	19.915	79.0	117.9
3	12:01:38.217	1:03.294	19.212	24.263	19.819	75.6	117.1
4	12:02:38.169	59.952	19.093	23.401	17.458	114.3	114.7
5	12:03:36.120	57.951	18.902	22.059	16.990	118.8	114.9
6	12:04:57.838	1:21.718	21.791	36.041	23.886	65.0	67.0
7	12:06:24.791	1:26.953	30.336	32.818	23.799	57.0	90.4
8	12:07:31.468	1:06.677	21.649	26.243	18.785	80.7	117.3
9	12:08:29.451	57.983	18.617	21.874	17.492	120.5	114.1
10	12:09:54.398	1:24.947	21.581	34.733	28.633	64.6	33.2

(10) Nev WOOD

1	11:59:38.141						92.1
2	12:00:59.159	1:21.018					75.0
3	12:02:10.337	1:11.178					112.2
4	12:03:13.406	1:03.069					113.4
5	12:04:24.467	1:11.061					116.3
6	12:05:26.083	1:01.616					113.2
7	12:06:32.246	1:06.163					111.1
8	12:07:34.292	1:02.046					114.1
9	12:08:34.449	1:00.157					112.6
10	12:09:36.439	1:01.990					110.9
11	12:10:37.423	1:00.984					112.8
12	12:11:37.649	1:00.226					112.6
13	12:12:37.951	1:00.302					112.4
14	12:13:37.180	59.229					115.1

(62) Paul RANKIN

1	11:59:17.437			23.289			72.2
2	12:00:25.332	1:07.895		18.234			113.2
3	12:01:36.435	1:11.103		18.857			111.7
4	12:02:39.984	1:03.549		18.203			111.1
5	12:03:41.804	1:01.820		17.503			115.1
6	12:04:42.917	1:01.113		17.123			112.8
7	12:05:56.183	1:13.266		24.114			30.6

(92) Michael OSBORNE Snr

1	11:59:30.042		32.073	24.479			96.3
2	12:00:43.722	1:13.680		20.346			96.7
3	12:01:45.256	1:01.534		17.662			96.8
4	12:02:47.247	1:01.991		17.863			96.3
5	12:04:01.613	1:14.366		20.764			95.6
6	12:05:03.850	1:02.237		17.709			96.3
7	12:06:16.174	1:12.324		19.981			97.0
8	12:07:24.639	1:08.465		24.881			29.9

(81) Ian PITMAN

1	11:59:34.866			24.618			82.1
2	12:00:53.884	1:19.018		21.665			85.4
3	12:02:06.350	1:12.466		19.704			107.9
4	12:03:09.927	1:03.577					103.4
5	12:04:13.469	1:03.542					104.4
6	12:05:16.632	1:03.163					106.5
7	12:06:36.216	1:19.584		29.302			73.2
8	12:07:49.423	1:13.207		20.228			112.8
9	12:08:54.736	1:05.313					35.5

(55) Adam KINDNESS

1	11:59:46.197		32.865	23.215	48.3	99.6	
2	12:01:45.686	1:59.489	52.032	39.857	27.600	40.9	40.0

Super Lap Scotland - Round 7

Sorted on Laps

CNC Heads Saloons

Knockhill 1.267 miles

Race 3 - 1st Race - AMENDED RESULT

19/09/2021 12:10

Race (20:00 and 1 Laps) started at 12:25:43

Pos	No.	Name	Make/Model	Class Code	Laps	Total Tm	Diff	Best Tm	In Lap	Best Speed
1	47	Steve HARRIS	Saker RAPX S1-500	A	23	21:20.943		54.337	14	83.936
2	48	Paul ROSE	Saker RAPX S1-500	A	23	21:23.330	2.387	54.524	20	83.648
3	13	Paul DOBSON	Locost 7	B	23	21:31.993	11.050	54.782	21	83.254
4	18	Luke ARMIGER	Vauxhall Tigra	B	23	21:40.562	19.619	53.018	14	86.024
5	51	Roddie PATERSON	Caterham C400	B	23	21:41.983	21.040	55.001	13	82.923
6	94	Jon WOOLFIT	Spire GTR	B	22	21:40.319	1 Lap	57.641	5	79.125
7	221	Andy BICKNELL	Ginetta G50	A	22	21:45.734	1 Lap	57.472	8	79.358
8	3	Bruce CARTER	TVR Tuscan	A	21	21:38.900	2 Laps	1:00.228	16	75.726
9	133	Adam EGAR	BMW M3	D	21	21:55.507	2 Laps	1:00.945	19	74.835
10	1	Jamie CRYER	Ginetta G20	E	21	22:01.335	2 Laps	1:00.825	20	74.983
11	55	Paul ROTHEROE	Citroen Xsara VTs	E	21	22:02.858	2 Laps	1:01.133	21	74.605
12	69	Chris MARIES	Honda Civic Type R	B	20	21:27.701	3 Laps	1:03.071	16	72.313
13	118	Ric WALKER	Mini RS6 JCW	D	20	21:28.003	3 Laps	1:02.288	13	73.222
14	128	Ian BRUCE	Honda Civic Type R	E	20	21:31.322	3 Laps	1:02.677	16	72.767
15	7	Connor MODRO	Honda S2000	B	20	22:14.122	3 Laps	1:02.649	17	72.800

Not classified

DNS	75	Graeme SMITH	Mazda MX5	F			DNS		0	-
-----	----	--------------	-----------	---	--	--	-----	--	---	---

Announcements

New Track Record (54.337) for CNC Heads Saloons A by Steve HARRIS.
 New Track Record (53.018) for CNC Heads Saloons B by Luke ARMIGER.
 New Track Record (1:00.825) for CNC Heads Saloons E by Jamie CRYER.
 New Track Record (1:00.945) for CNC Heads Saloons D by Adam EGAR.
 AMENDED RESULT 13:45 - Car No.51 - Racetime includes 7 second time penalty C1.1.5

Margin of Victory	Avg. Speed	Best Lap Tm	Best Speed	Best Lap by
2.387	81.892	53.018	86.024	18 - Luke ARMIGER

Clerk of the Course

Sig : Nick Clarke Time :

Chief Timekeeper : Ian Sharp (SMART Timing)

Results available at www.smart-timing.co.uk and www.speedhive.com

Printed: 19/09/2021 14:03:17

Orbits





Super Lap Scotland - Round 7

CNC Heads Saloons

Knockhill 1.267 miles

Race 3 - 1st Race - AMENDED RESULT

19/09/2021 12:10

Race (20:00 and 1 Laps) started at 12:25:43

Lap	Time of Day	Lap Tm	S1	S2	S3	S2Spd	SFSpd	Lap	Time of Day	Lap Tm	S1	S2	S3	S2Spd	SFSpd
(47) Steve HARRIS								(18) Luke ARMIGER							
1	12:26:46.190			22.395	16.444	116.9	120.9	23	12:47:15.322	56.734			16.754		106.2
2	12:27:42.314	56.124	18.269	21.346	16.509	122.5	113.4	1	12:26:49.796			23.226	18.350	109.8	103.4
3	12:28:38.339	56.025	18.302	21.341	16.382	119.6	119.4	2	12:27:48.815	59.019	19.327	22.325	17.367	108.9	105.2
4	12:29:33.639	55.300	18.036	21.233	16.031	122.5	118.8	3	12:28:46.609	57.794	18.854	21.719	17.221	110.4	105.5
5	12:30:29.702	56.063	18.295	21.195	16.573	119.8	117.1	4	12:29:42.985	56.376	18.008	21.374	16.994	112.0	105.8
6	12:31:24.776	55.074	18.377	20.816	15.881	124.3	119.0	5	12:30:40.254	57.269	18.013	22.268	16.988	109.7	106.0
7	12:32:20.170	55.394	17.898	21.526	15.970	121.1	118.6	6	12:31:37.997	57.743	18.120	22.285	17.338	110.4	104.2
8	12:33:16.803	56.633	17.748	22.485	16.400	123.4	117.9	7	12:32:33.065	55.068	17.564	20.855	16.649	111.3	106.9
9	12:34:11.706	54.903	17.930	20.860	16.113	124.5	119.0	8	12:33:28.929	55.864	18.226	20.712	16.926	111.7	105.9
10	12:35:08.390	56.684	18.261	22.194	16.229	125.0	116.7	9	12:34:24.422	55.493	18.159	20.842	16.492	112.0	106.7
11	12:36:02.870	54.480	17.756	20.901	15.823	124.3	118.8	10	12:35:19.329	54.907	17.496	21.017	16.394	111.7	107.0
12	12:36:57.615	54.745	17.944	20.895	15.906	124.0	119.8	11	12:36:14.243	54.914	18.523	20.055	16.336	113.2	107.0
13	12:37:52.476	54.861	17.766	20.851	16.244	123.8	118.8	12	12:37:09.874	55.631	18.584	20.542	16.505	112.2	106.5
14	12:38:46.813	54.337	17.885	20.681	15.771	124.7	119.6	13	12:38:03.395	53.521	17.383	19.911	16.227	113.2	106.7
15	12:39:41.558	54.745	17.900	20.956	15.889	124.0	119.6	14	12:38:56.413	53.018	16.868	20.084	16.066	112.6	107.9
16	12:40:36.316	54.758	18.277	20.820	15.661	125.9	119.4	15	12:39:49.760	53.347	16.825	19.986	16.536	113.9	107.2
17	12:41:32.101	55.785	17.694	21.673	16.418	120.9	119.2	16	12:40:45.860	56.100	18.279	21.440	16.381	114.1	109.8
18	12:42:27.848	55.747	18.501	21.364	15.882	123.8	121.4	17	12:41:39.973	54.113	18.298	19.746	16.069	112.6	108.2
19	12:43:23.746	55.898	18.340	21.695	15.863	122.7	120.3	18	12:42:33.982	54.009	16.785	20.721	16.503	112.0	107.2
20	12:44:18.220	54.474	18.093	20.845	15.536	124.3	119.2	19	12:43:27.937	53.955	17.039	20.373	16.543	114.5	107.9
21	12:45:13.021	54.801	18.027	21.010	15.764	120.5	118.8	20	12:44:23.760	55.823	18.275	21.103	16.445	114.9	106.5
22	12:46:08.042	55.021	18.158	20.840	16.023	124.5	119.0	21	12:45:24.185	1:00.425	17.872	21.002	21.551	114.7	104.4
23	12:47:04.272	56.230	18.800	21.242	16.188	123.4	118.4	22	12:46:29.810	1:05.625	17.293	31.344	16.988	108.8	103.7
								23	12:47:23.891	54.081	17.726	20.007	16.348	114.1	108.2
(48) Paul ROSE								(51) Roddie PATERSON							
1	12:26:43.981			21.386	16.776	114.9	116.3	1	12:26:45.463			22.193	16.394		111.7
2	12:27:40.000	56.019	18.444	21.138	16.437	122.7	120.9	2	12:27:42.176	56.713			16.666		112.4
3	12:28:35.941	55.941	18.203	21.239	16.499	119.2	116.9	3	12:28:39.148	56.972			16.206		112.2
4	12:29:32.066	56.125	18.348	21.279	16.498	122.2	119.6	4	12:29:35.608	56.460	18.321	21.550	16.589		112.2
5	12:30:27.339	55.273	17.955	21.166	16.152	124.0	120.5	5	12:30:31.309	55.701			16.454		113.0
6	12:31:23.089	55.750	17.961	21.477	16.312	123.1	120.3	6	12:31:26.420	55.111			16.309		111.7
7	12:32:19.183	56.094	18.027	21.719	16.348	122.9	120.7	7	12:32:21.537	55.117			16.303		110.2
8	12:33:15.952	56.769	17.987	22.551	16.231	125.2	119.6	8	12:33:17.192	55.655			16.130		112.8
9	12:34:10.897	54.945	17.892	21.003	16.050	125.9	120.7	9	12:34:13.264	56.072			16.259	116.5	112.2
10	12:35:06.492	55.595	18.375	21.281	15.939	121.1	121.1	10	12:35:09.632	56.368			16.167		112.2
11	12:36:01.440	54.948	18.039	20.915	15.994	120.7	120.9	11	12:36:04.754	55.122			16.081		111.5
12	12:36:56.812	55.372	18.334	20.931	16.107	121.6	120.0	12	12:37:00.303	55.549			16.210	116.7	112.0
13	12:37:51.391	54.579	17.931	20.666	15.982	125.2	120.9	13	12:37:55.304	55.001			15.958		112.8
14	12:38:45.916	54.525	17.711	21.000	15.814	126.1	120.7	14	12:38:50.487	55.183			16.157		112.0
15	12:39:40.784	54.868	17.892	20.926	16.050	126.6	120.5	15	12:39:45.667	55.180			15.899		112.0
16	12:40:35.962	55.178	18.225	20.971	15.982	123.4	119.8	16	12:40:41.415	55.748			16.034		112.0
17	12:41:31.590	55.628	17.813	21.345	16.470	112.6	119.6	17	12:41:36.492	55.077			16.003		112.4
18	12:42:27.544	55.954	18.707	21.291	15.956	121.4	120.9	18	12:42:32.425	55.933			15.945		112.0
19	12:43:23.140	55.596	18.111	21.551	15.934	121.6	121.1	19	12:43:27.506	55.081			16.474	115.9	110.7
20	12:44:17.664	54.524	17.788	20.840	15.896	124.0	120.3	20	12:44:23.484	55.978			16.368	114.1	110.4
21	12:45:12.434	54.770	17.884	20.964	15.922	120.9	119.8	21	12:45:25.643	1:02.159			22.788		103.9
22	12:46:07.741	55.307	18.198	21.134	15.975	123.4	120.7	22	12:46:21.384	55.741	18.364	21.301	16.076		112.6
23	12:47:06.659	58.918	20.624	22.087	16.207	120.3	117.5	23	12:47:18.312	56.928			16.419	112.2	105.7
(13) Paul DOBSON								(94) Jon WOOLFIT							
1	12:26:43.864				16.779		107.9	1	12:26:46.000			22.689	16.929	105.8	103.2
2	12:27:41.763	57.899			16.961		108.6	2	12:27:43.929	57.929	18.872	22.246	16.811	106.9	101.8
3	12:28:38.176	56.413			16.523		109.1	3	12:28:43.181	59.252	19.030	23.001	17.221	107.2	100.9
4	12:29:35.251	57.075			16.760		109.1	4	12:29:41.783	58.602	19.029	22.626	16.947	105.7	102.3
5	12:30:31.159	55.908			16.410		108.2	5	12:30:39.424	57.641	18.861	21.845	16.935	106.7	101.2
6	12:31:27.528	56.369			16.925		103.6	6	12:31:38.260	58.836	18.715	22.738	17.383	106.2	101.8
7	12:32:23.464	55.936			16.492		108.6	7	12:32:36.052	57.792	18.700	22.226	16.866	106.5	102.0
8	12:33:19.092	55.628			16.438		109.5	8	12:33:35.377	59.325	19.559	22.685	17.081	105.8	102.6
9	12:34:14.854	55.762			16.340		110.4	9	12:34:33.832	58.455	19.200	22.387	16.868	106.7	101.8
10	12:35:10.456	55.602			16.375		109.8	10	12:35:33.235	59.403	19.734	22.757	16.912	107.7	102.6
11	12:36:05.877	55.421			16.237		109.7	11	12:36:31.839	58.604	19.193	22.342	17.069	106.5	101.1
12	12:37:01.607	55.730			16.377		110.2	12	12:37:32.232	1:00.393	20.408	22.688	17.297	108.1	101.8
13	12:37:57.009	55.402			16.464		107.5	13	12:38:30.051	57.819	19.037	22.276	16.506	107.7	102.9
14	12:38:53.178	56.169			16.409		110.0	14	12:39:28.034	57.983	18.835	22.422	16.726	107.7	103.2
15	12:39:49.458	56.280			16.551		108.9	15	12:40:25.807	57.773	18.657	22.278	16.838	106.4	101.5
16	12:40:45.744	56.286			16.521		104.4	16	12:41:23.843	58.036	18.807	22.318	16.911	107.4	101.4
17	12:41:41.800	56.056			16.250		109.8	17	12:42:22.441	58.598	18.631	22.669	17.298	106.9	102.9
18	12:42:37.159	55.359			16.594		109.5	18	12:43:21.394	58.953	19.343	22.344	17.266	107.2	98.1
19	12:43:32.476	55.317			16.295		109.7	19	12:44:21.281	59.887	21.403	21.664	16.820	108.2</	

Super Lap Scotland - Round 7

CNC Heads Saloons

Knockhill 1.267 miles

Race 3 - 1st Race - AMENDED RESULT

19/09/2021 12:10

Race (20:00 and 1 Laps) started at 12:25:43

Lap	Time of Day	Lap Tm	S1	S2	S3	S2Spd	SFSpd	Lap	Time of Day	Lap Tm	S1	S2	S3	S2Spd	SFSpd
22	12:47:23.648	59.573	19.210	23.072	17.291	107.0	102.6	2	12:28:01.035	1:04.898	20.670	24.586	19.642	96.3	88.0
(221) Andy BICKNELL								3	12:29:04.797	1:03.762	20.301	24.354	19.107	97.0	87.7
1	12:26:52.430				18.594		93.3	4	12:30:08.182	1:03.385	20.087	24.356	18.942	96.6	88.6
2	12:27:54.444	1:02.014			18.175		92.9	5	12:31:11.627	1:03.445	20.139	24.693	18.613	95.1	88.4
3	12:28:54.717	1:00.273			17.987		96.6	6	12:32:14.455	1:02.828	19.927	24.301	18.600	95.2	89.1
4	12:29:53.828	59.111			17.418		98.1	7	12:33:17.260	1:02.805	19.989	24.069	18.747	96.3	88.6
5	12:30:51.659	57.831			17.100		98.3	8	12:34:20.159	1:02.899	19.819	24.293	18.787	97.0	89.1
6	12:31:50.233	58.574			17.103		99.1	9	12:35:21.791	1:01.632	19.744	23.579	18.309	96.4	90.0
7	12:32:48.308	58.075			17.153		98.8	10	12:36:23.985	1:02.194	19.750	23.742	18.702	96.8	88.8
8	12:33:45.780	57.472			17.118		99.4	11	12:37:25.722	1:01.737	19.700	23.487	18.550	97.3	89.2
9	12:34:43.636	57.856			17.148		98.1	12	12:38:26.602	1:00.800	19.646	22.952	18.282	98.0	89.2
10	12:35:41.708	58.072			17.261		99.6	13	12:39:28.107	1:01.505			18.646	97.0	88.2
11	12:36:39.790	58.082			17.605		97.5	14	12:40:31.431	1:03.324		24.007	18.651	96.6	89.7
12	12:37:39.327	59.537			17.453		98.0	15	12:41:34.129	1:02.698	19.964	23.737	18.997	96.6	89.7
13	12:38:37.995	58.668			17.386		98.8	16	12:42:38.652	1:04.523	20.438	25.075	19.010	92.1	89.5
14	12:39:36.268	58.273			17.628		97.1	17	12:43:39.794	1:01.142	19.590	23.012	18.540	97.8	89.8
15	12:40:35.566	59.298			17.747		97.8	18	12:44:41.182	1:01.388	19.383	23.455	18.550	96.7	88.6
16	12:41:34.325	58.759			17.371		98.8	19	12:45:42.860	1:01.678	19.608	23.794	18.276	98.0	91.4
17	12:42:33.957	59.632			17.982		97.5	20	12:46:43.685	1:00.825	19.505	23.149	18.171	97.3	89.5
18	12:43:32.249	58.292			17.431		97.7	21	12:47:44.664	1:00.979			18.288	97.8	89.6
19	12:44:31.270	59.021			17.283		98.4	(55) Paul ROTHEROE							
20	12:45:30.320	59.050			18.142		96.3	1	12:26:51.294			24.137	18.555	98.5	84.5
21	12:46:30.449	1:00.129			17.701		97.1	2	12:27:54.393	1:03.099	20.295	24.464	18.340	95.6	87.3
22	12:47:29.063	58.614			17.308		97.4	3	12:28:57.678	1:03.285	20.611	23.851	18.823	96.4	87.3
(3) Bruce CARTER								4	12:30:01.347	1:03.669	20.945	24.040	18.684	97.0	87.6
1	12:26:56.507				19.484		97.3	5	12:31:04.429	1:03.082	20.154	24.219	18.709	95.6	87.5
2	12:27:59.542	1:03.035	21.282	23.816	19.937	106.7	101.4	6	12:32:08.871	1:04.442	20.755	25.162	18.525	97.8	89.0
3	12:29:02.342	1:02.800	20.793	24.321	17.686	105.2	102.1	7	12:33:11.152	1:02.281	19.753	23.997	18.531	97.8	88.0
4	12:30:03.442	1:01.100	20.112	23.457	17.531	108.8	102.9	8	12:34:14.061	1:02.909	20.107	23.820	18.982	96.8	89.6
5	12:31:04.677	1:01.235	19.880	23.185	18.170	104.0	101.1	9	12:35:17.551	1:03.490	20.568	24.195	18.727	97.5	89.4
6	12:32:06.186	1:01.509	19.851	23.946	17.712	105.7	102.0	10	12:36:21.270	1:03.719	20.950	23.977	18.792	97.5	89.5
7	12:33:07.031	1:00.845	19.796	23.331	17.718	106.5	103.7	11	12:37:23.742	1:02.472	20.115	23.933	18.424	97.7	89.2
8	12:34:07.534	1:00.503	19.628	23.187	17.688	105.7	102.1	12	12:38:25.584	1:01.842	19.874	23.583	18.385	97.8	89.7
9	12:35:08.759	1:01.225	19.502	23.622	18.101	109.5	103.4	13	12:39:27.746	1:02.162	19.796	23.661	18.705	97.4	89.0
10	12:36:10.518	1:01.759	21.032	22.910	17.817	108.2	100.6	14	12:40:31.176	1:03.430	20.591	24.003	18.836	97.1	89.0
11	12:37:11.173	1:00.655	19.734	23.041	17.880	107.9	101.2	15	12:41:33.801	1:02.625	19.949	23.619	19.057	97.8	88.8
12	12:38:12.223	1:01.050	19.768	23.235	18.047	105.3	100.3	16	12:42:37.398	1:03.597	20.571	24.514	18.512	95.6	88.8
13	12:39:13.249	1:01.026	19.677	23.307	18.042	106.0	98.8	17	12:43:39.343	1:01.945	19.958	23.699	18.288	97.4	89.2
14	12:40:14.986	1:01.737	20.643	23.342	17.752	108.9	100.8	18	12:44:40.732	1:01.389	19.680	23.325	18.384	97.4	89.2
15	12:41:16.272	1:01.286	20.080	23.430	17.776	109.5	100.6	19	12:45:43.425	1:02.693	19.870	23.801	19.022	96.1	89.8
16	12:42:16.500	1:00.228	19.526	23.161	17.541	109.5	101.2	20	12:46:45.054	1:01.629	19.863	23.220	18.546	98.4	89.4
17	12:43:17.677	1:01.177	20.326	23.392	17.459	109.3	100.6	21	12:47:46.187	1:01.133	19.636	23.179	18.318	98.4	89.8
18	12:44:18.028	1:00.351	19.613	23.162	17.576	109.1	99.4	(69) Chris MARIES							
19	12:45:18.271	1:00.243	19.593	23.036	17.614	109.5	100.5	1	12:26:54.897			25.859	18.708	94.1	90.2
20	12:46:18.851	1:00.580	19.443	23.084	18.053	109.3	98.3	2	12:27:58.634	1:03.737	20.301	24.567	18.869	97.0	90.1
21	12:47:22.229	1:03.378	20.478	24.252	18.648	105.7	98.4	3	12:29:02.478	1:03.844	21.166	24.350	18.328	98.4	90.8
(133) Adam EGAR								4	12:30:06.924	1:04.446	21.329	24.404	18.713	97.7	89.2
1	12:26:53.903				18.817		98.8	5	12:31:12.536	1:05.612	20.557	26.073	18.982	95.9	87.8
2	12:27:55.457	1:01.554	20.271	23.128	18.155	101.7	93.7	6	12:32:16.236	1:03.700	20.529	24.567	18.604	96.6	88.8
3	12:28:57.894	1:02.437	20.454	23.627	18.356	99.9	92.9	7	12:33:21.206	1:04.970	20.648	25.805	18.517	94.5	90.6
4	12:29:59.149	1:01.255	20.125	23.200	17.930	101.5	93.5	8	12:34:24.404	1:03.198	20.539	23.945	18.714	98.1	88.4
5	12:31:01.927	1:02.778	20.023	24.164	18.591	100.2	92.7	9	12:35:27.616	1:03.210	20.368	24.328	18.516	98.5	90.2
6	12:32:05.394	1:03.467	20.111	24.873	18.483	99.9	92.8	10	12:36:31.116	1:03.500	20.499	24.517	18.484	96.8	90.1
7	12:33:06.919	1:01.525	19.881	23.478	18.166	101.1	92.8	11	12:37:35.883	1:04.767	20.772	25.234	18.761	98.7	91.4
8	12:34:09.109	1:02.190	20.432	23.541	18.217	100.8	93.6	12	12:38:39.936	1:04.053	20.727	24.768	18.558	98.3	90.6
9	12:35:11.966	1:02.857	20.085	24.476	18.296	101.4	93.1	13	12:39:44.005	1:04.069	20.672	24.453	18.944	94.3	91.4
10	12:36:13.183	1:01.217	19.788	23.544	17.885	101.5	93.2	14	12:40:49.108	1:05.103	22.530	24.643	17.930	99.1	92.6
11	12:37:14.278	1:01.095	20.195	22.799	18.101	101.8	93.2	15	12:41:52.832	1:03.724	20.860	24.446	18.418	99.6	91.3
12	12:38:15.995	1:01.717	19.567	23.828	18.322	100.2	94.0	16	12:42:55.903	1:03.071	20.866	24.079	18.126	98.0	91.3
13	12:39:17.486	1:01.491	20.071	23.439	17.981	100.6	91.2	17	12:43:59.311	1:03.408	20.651	24.318	18.439	97.5	90.4
14	12:40:20.017	1:02.531	20.378	23.589	18.564	101.2	90.3	18	12:45:02.596	1:03.285	20.284	24.793	18.208	97.4	91.3
15	12:41:22.027	1:02.010	20.415	23.522	18.073	100.8	92.9	19	12:46:06.689	1:04.093	20.742	24.883	18.468	94.0	89.5
16	12:42:24.743	1:02.716	19.798	24.351	18.567	100.0	90.7	20	12:47:11.030	1:04.341	21.367	24.185	18.789	98.3	90.0
17	12:43:27.845	1:03.102	20.170	24.599	18.333	99.9	92.7	(11							

Super Lap Scotland - Round 7

CNC Heads Saloons

Knockhill 1.267 miles

Race 3 - 1st Race - AMENDED RESULT

19/09/2021 12:10

Race (20:00 and 1 Laps) started at 12:25:43

Lap	Time of Day	Lap Tm	S1	S2	S3	S2Spd	SFSpd	Lap	Time of Day	Lap Tm	S1	S2	S3	S2Spd	SFSpd
8	12:34:32.679	1:03.521			19.120		86.1								
9	12:35:36.710	1:04.031			18.886		87.3								
10	12:36:40.896	1:04.186			19.909		85.1								
11	12:37:43.625	1:02.729			18.846		87.2								
12	12:38:46.346	1:02.721			18.727		86.8								
13	12:39:48.634	1:02.288			18.752		88.0								
14	12:40:52.319	1:03.685			18.636		88.3								
15	12:41:55.276	1:02.957			18.721		87.5								
16	12:42:58.286	1:03.010			18.526		87.2								
17	12:44:01.234	1:02.948			19.251		87.3								
18	12:45:04.072	1:02.838			18.963		88.9								
19	12:46:08.304	1:04.232			19.655		86.7								
20	12:47:11.332	1:03.028			18.668		88.1								

(128) Ian BRUCE

1	12:26:57.512				19.851		87.2
2	12:28:02.526	1:05.014			19.153		87.6
3	12:29:07.318	1:04.792			19.221		86.9
4	12:30:11.840	1:04.522			19.043		87.4
5	12:31:16.372	1:04.532			19.162		87.4
6	12:32:22.562	1:06.190			20.904		86.5
7	12:33:25.900	1:03.338			18.922		88.0
8	12:34:30.675	1:04.775			19.176		88.2
9	12:35:34.518	1:03.843			19.238		88.6
10	12:36:37.851	1:03.333			19.143		88.3
11	12:37:41.861	1:04.010			19.100		88.6
12	12:38:44.745	1:02.884			18.994		87.4
13	12:39:48.132	1:03.387			18.857		88.4
14	12:40:51.817	1:03.685			18.698		88.2
15	12:41:54.799	1:02.982			18.780		88.1
16	12:42:57.476	1:02.677			18.794		88.4
17	12:44:00.529	1:03.053			18.930		87.6
18	12:45:03.922	1:03.393			18.946		87.5
19	12:46:07.766	1:03.844			19.458		81.9
20	12:47:14.651	1:06.885			20.795		84.7

(7) Connor MODRO

1	12:26:58.736			26.148	20.513	89.5	81.0
2	12:28:05.499	1:06.763	22.043	24.899	19.821	89.5	82.3
3	12:29:13.139	1:07.640	21.239	26.440	19.961	79.4	81.3
4	12:30:19.337	1:06.198	21.652	24.890	19.656	88.2	81.7
5	12:31:25.682	1:06.345	21.309	24.526	20.510	88.4	81.2
6	12:32:30.710	1:05.028	21.609	24.163	19.256	88.9	82.4
7	12:33:36.442	1:05.732	21.773	24.206	19.753	88.8	81.4
8	12:34:53.719	1:17.277			19.528	87.8	82.5
9	12:35:58.855	1:05.136		24.461	19.541	88.9	81.1
10	12:37:08.399	1:09.544	25.124	24.976	19.444	89.7	76.2
11	12:38:15.968	1:07.569	23.508	24.566	19.495	87.8	82.3
12	12:39:20.170	1:04.202	20.891	24.036	19.275	90.1	82.2
13	12:40:24.789	1:04.619	21.687	23.808	19.124	89.2	81.8
14	12:41:28.647	1:03.858	21.009	23.859	18.990	89.6	82.6
15	12:42:37.169	1:08.522	22.461	24.406	21.655	76.3	79.0
16	12:43:42.470	1:05.301	21.986	24.171	19.144	90.3	82.6
17	12:44:45.119	1:02.649	20.241	23.620	18.788	90.2	82.7
18	12:45:48.789	1:03.670	20.341	24.170	19.159	88.9	82.5
19	12:46:52.375	1:03.586	20.796	23.850	18.940	89.7	82.0
20	12:47:57.451	1:05.076	21.065	24.565	19.446	87.7	81.3

Clerk of the Course

Sig : Nick Clarke Time :

Chief Timekeeper : Ian Sharp (SMART Timing)

Results available at www.smart-timing.co.uk and www.speedhive.com

Printed: 19/09/2021 14:03:55

Orbits





Super Lap Scotland - Round 7

Lapchart

CNC Heads Saloons

Knockhill 1.267 miles

Race 3 - 1st Race

19/09/2021 12:10

Race (20:00 and 1 Laps) started at 12:25:43



Competitors	Laps																						
	1	2	3	4	5	6	7	8	9	10	11	12	13	14	15	16	17	18	19	20	21	22	23
Paul DOBSON (13)	1	13	48	48	48	48	48	48	48	48	48	48	48	48	48	48	48	48	48	48	48	48	47
Paul ROSE (48)	2	48	13	13	47	47	47	47	47	47	47	47	47	47	47	47	47	47	47	47	47	47	48
Roddie PATERSON (51)	3	51	51	47	13	13	51	51	51	51	51	51	51	51	51	51	51	51	51	51	13	13	13
Jon WOOLFIT (94)	4	94	47	51	51	51	13	13	13	13	13	13	13	13	13	13	18	18	18	18	18	51	51
Steve HARRIS (47)	5	47	94	94	94	94	18	18	18	18	18	18	18	18	18	18	13	13	13	13	51	18	18
Luke ARMIGER (18)	6	18	18	18	18	18	94	94	94	94	94	94	94	94	94	94	94	94	94	94	94	94	94
Paul ROTHEROE (55)	7	55	55	221	221	221	221	221	221	221	221	221	221	221	221	221	221	221	221	221	221	221	221
Andy BICKNELL (221)	8	221	221	55	133	133	133	133	3	3	3	3	3	3	3	3	3	3	3	3	3	3	3
Adam EGAR (133)	9	133	133	133	55	55	3	3	133	133	133	133	133	133	133	133	133	133	133	133	133	133	133
Chris MARIES (69)	10	69	69	3	3	3	55	55	55	55	55	55	55	55	55	55	55	55	55	1	1	1	1
Jamie CRYER (1)	11	1	3	69	69	1	1	1	1	1	1	1	1	1	1	1	1	1	1	55	55	55	55
Bruce CARTER (3)	12	3	1	1	1	69	69	69	69	69	69	69	69	69	69	69	69	69	69	69	69	69	69
Ian BRUCE (128)	13	128	128	128	128	128	128	128	128	128	128	128	128	128	128	128	128	128	128	128	128	128	128
Connor MODRO (7)	14	7	118	118	118	118	118	118	118	118	118	118	118	118	118	118	118	118	118	118	118	128	128
Ric WALKER (118)	15	118	7	7	7	7	7	7	7	7	7	7	7	7	7	7	7	7	7	7	7	7	7
-	16																						

Margin of Victory	Avg. Speed	Best Lap Tm	Best Speed	Best Lap by
2.387	81.892	53.018	86.024	18 - Luke ARMIGER

Clerk of the Course **Orbits**

Sig : Nick Clarke Time :
 Chief Timekeeper : Ian Sharp (SMART Timing)
 Results available at www.smart-timing.co.uk and www.speedhive.com





Super Lap Scotland - Round 7

Sorted on Laps

KMSC Legends

Knockhill 1.267 miles

Race 4 - Heat 2

19/09/2021 12:40

Race (8 Laps) started at 12:54:42

Pos	No.	Name	Make/Model	Class Code	Laps	Total Tm	Diff	Best Tm	In Lap	Best Speed
1	22	Ben MASON	Chevy Sedan	L	8	8:15.622		1:00.411	6	75.497
2	7	Duncan VINCENT	Ford Coupe	L	8	8:18.955	3.333	1:01.057	4	74.698
3	86	Jon CRITCHLOW	Chevy Sedan	L	8	8:22.118	6.496	59.917	7	76.119
4	32	James HALL-MORTON	Chevy Coupe	L	8	8:27.224	11.602	1:00.465	6	75.429
5	17	Billy WAIT	Ford Coupe	L	8	8:27.927	12.305	1:01.037	7	74.723
6	52	Stewart BLACK	Ford Coupe	L	8	8:29.171	13.549	1:00.568	6	75.301
7	18	Steven McGILL	Ford Coupe	L	8	8:39.093	23.471	1:00.829	6	74.978
8	82	Ben McNEICE	Ford Coupe	L R	8	8:41.331	25.709	1:02.682	6	72.762
9	5	Brent BOWIE	Ford Coupe	L	8	8:50.126	34.504	1:04.137	5	71.111
10	16	John BUSHBY	Chevy Sedan	L	8	8:54.248	38.626	1:04.233	7	71.005
11	4	Peter McKERNAN	Ford Coupe	L R	8	9:01.252	45.630	1:04.776	3	70.409
12	68	Mark REID	Chevy Sedan	L R	8	9:12.388	56.766	1:06.604	6	68.477
13	66	Alastair CALDERWOOD	Ford Sedan	L R	8	9:14.532	58.910	1:07.714	6	67.354
Not classified										
DNF	30	Mark FRENCH	Ford Coupe	L	6	6:33.204	DNF	1:02.219	6	73.303

Announcements

Car No.18 - Racetime includes 10 second time penalty - Driving incompatible with safety C1.1.5

Margin of Victory	Avg. Speed	Best Lap Tm	Best Speed	Best Lap by
3.333	73.618	59.917	76.119	86 - Jon CRITCHLOW

Clerk of the Course

Sig : Nick Clarke Time :

Chief Timekeeper : Ian Sharp (SMART Timing)

Results available at www.smart-timing.co.uk and www.speedhive.com

Printed: 19/09/2021 13:44:16

Orbits



Super Lap Scotland - Round 7

KMSC Legends

Knockhill 1.267 miles

Race 4 - Heat 2

19/09/2021 12:40

Race (8 Laps) started at 12:54:42

Lap	Time of Day	Lap Tm	S1	S2	S3	S2Spd	SFSpd
(22) Ben MASON							
1	12:55:49.174	1:06.392			18.733		91.1
2	12:56:51.780	1:02.606	20.393	23.743	18.470	93.2	89.7
3	12:57:53.493	1:01.713	20.015	23.439	18.259	94.0	89.8
4	12:58:54.449	1:00.956	19.768	23.099	18.089	89.6	89.6
5	12:59:55.131	1:00.682	19.536	23.070	18.076	93.5	89.6
6	13:00:55.542	1:00.411	19.488	22.821	18.102		89.8
7	13:01:56.168	1:00.626	19.360	22.884	18.382		89.6
8	13:02:57.759	1:01.591	19.545	23.248	18.798		85.4

Lap	Time of Day	Lap Tm	S1	S2	S3	S2Spd	SFSpd
(7) Duncan VINCENT							
1	12:55:49.179	1:06.550	22.420	24.980	19.150	89.8	88.3
2	12:56:52.341	1:03.162	20.645	23.776	18.741	94.5	88.8
3	12:57:53.913	1:01.572	19.932	23.268	18.372	94.8	89.0
4	12:58:54.970	1:01.057	19.738	22.985	18.334	94.8	88.4
5	12:59:56.213	1:01.243	19.523	23.316	18.404	91.2	88.2
6	13:00:57.713	1:01.500	19.669	23.394	18.437	92.7	87.6
7	13:01:59.090	1:01.377	19.496	23.288	18.593	90.9	86.6
8	13:03:01.092	1:02.002	19.755	23.277	18.970	90.2	83.6

Lap	Time of Day	Lap Tm	S1	S2	S3	S2Spd	SFSpd
(86) Jon CRITCHLOW							
1	12:55:49.913	1:06.141	22.314	25.078	18.749	96.3	92.4
2	12:56:52.771	1:02.858	20.663	23.705	18.490	96.4	92.3
3	12:57:54.834	1:02.063	19.979	23.527	18.557	94.3	90.7
4	12:58:55.609	1:00.775	19.877	22.845	18.053	96.6	92.1
5	12:59:56.278	1:00.669	19.252	23.390	18.027	95.6	92.9
6	13:00:56.537	1:00.259	19.437	22.624	18.198	97.1	91.8
7	13:01:56.454	59.917	19.319	22.385	18.213	97.3	91.2
8	13:03:04.255	1:07.801			19.786	94.5	86.0

Lap	Time of Day	Lap Tm	S1	S2	S3	S2Spd	SFSpd
(32) James HALL-MORTON							
1	12:55:53.161	1:07.826	22.591	25.580	19.655	94.9	88.2
2	12:56:59.884	1:06.723	20.723	23.935	22.065	95.2	84.5
3	12:58:03.105	1:03.221	20.583	23.518	19.120	94.7	88.0
4	12:59:05.089	1:01.984	20.135	23.140	18.709	95.1	88.3
5	13:00:06.543	1:01.454	19.665	22.807	18.982	95.3	88.2
6	13:01:07.008	1:00.465	19.387	22.637	18.441	95.6	89.1
7	13:02:07.834	1:00.826	19.627	22.743	18.456	95.5	88.9
8	13:03:09.361	1:01.527	19.385	22.830	19.312	95.5	87.3

Lap	Time of Day	Lap Tm	S1	S2	S3	S2Spd	SFSpd
(17) Billy WAIT							
1	12:55:51.465	1:07.124			18.862		90.3
2	12:56:54.516	1:03.051			18.474		90.1
3	12:57:57.337	1:02.821			18.609		89.7
4	12:59:00.872	1:03.535			18.990		82.8
5	13:00:03.158	1:02.286			18.662		91.1
6	13:01:04.284	1:01.126			18.306		90.4
7	13:02:05.321	1:01.097			18.316		90.0
8	13:03:10.064	1:04.743			21.560		72.7

Lap	Time of Day	Lap Tm	S1	S2	S3	S2Spd	SFSpd
(52) Stewart BLACK							
1	12:55:53.333	1:07.554	22.330	25.804	19.420	95.1	91.3
2	12:56:57.212	1:03.879	20.827	23.994	19.058	96.6	90.0
3	12:57:59.521	1:02.309	20.532	23.220	18.557	98.3	91.3
4	12:59:00.730	1:01.209	19.634	23.076	18.499	96.8	92.9
5	13:00:02.555	1:01.825	20.139	22.809	18.877	98.8	90.8
6	13:01:03.123	1:00.568	19.596	22.721	18.251	99.0	90.9
7	13:02:03.883	1:00.760	19.924	22.645	18.191	95.3	91.1
8	13:03:11.308	1:07.425	19.568	22.740	25.117	96.0	82.1

Lap	Time of Day	Lap Tm	S1	S2	S3	S2Spd	SFSpd
(18) Steven McGILL							
1	12:55:53.648	1:08.046	22.895	25.528	19.623	97.3	91.9
2	12:56:57.383	1:03.735	20.843	23.802	19.090	99.3	92.3
3	12:57:59.066	1:01.683	20.242	23.059	18.382	96.0	90.6
4	12:59:00.641	1:01.575	19.839	23.051	18.685	94.0	90.8
5	13:00:02.262	1:01.621	20.060	22.895	18.666	96.7	90.1
6	13:01:03.091	1:00.929	19.514	22.980	18.335	96.0	89.8
7	13:02:04.146	1:01.055	20.124	22.764	18.167	97.7	92.3
8	13:03:11.230	1:07.084	19.545	22.700	24.839	98.8	73.3

Lap	Time of Day	Lap Tm	S1	S2	S3	S2Spd	SFSpd
(82) Ben McNEICE							
1	12:55:54.867	1:10.444	23.316	27.005	20.123	92.9	90.0
2	12:57:00.633	1:05.766	21.536	25.106	19.124	95.1	89.5

Lap	Time of Day	Lap Tm	S1	S2	S3	S2Spd	SFSpd
3	12:58:05.189	1:04.556	21.107	24.163	19.286	95.2	88.9
4	12:59:09.828	1:04.639	20.427	24.808	19.404	92.6	88.1
5	13:00:13.554	1:03.726	20.883	23.893	18.950	94.9	90.3
6	13:01:16.236	1:02.682	20.110	23.974	18.598	94.1	90.8
7	13:02:19.538	1:03.302	20.146	24.196	18.960	92.9	88.9
8	13:03:23.468	1:03.930	20.654	24.273	19.003	92.2	88.3

Lap	Time of Day	Lap Tm	S1	S2	S3	S2Spd	SFSpd
(5) Brent BOWIE							
1	12:55:55.959	1:10.672	24.442	26.609	19.621	92.9	87.3
2	12:57:01.278	1:05.319	21.066	25.013	19.240	94.9	87.2
3	12:58:07.561	1:06.283	22.034	25.179	19.070	92.1	86.5
4	12:59:11.933	1:04.372	20.779	24.652	18.941	92.9	87.6
5	13:00:16.070	1:04.137	20.874	24.370	18.893	93.9	86.4
6	13:01:21.648	1:05.578	21.026	25.436	19.116	89.7	86.3
7	13:02:26.391	1:04.743	20.737	24.996	19.010	91.1	85.4
8	13:03:32.263	1:05.872	21.399	24.949	19.524	90.2	81.1

Lap	Time of Day	Lap Tm	S1	S2	S3	S2Spd	SFSpd
(16) John BUSHBY							
1	12:55:54.359	1:11.214	24.022	26.670	20.522	93.3	84.8
2	12:57:01.889	1:07.530	21.670	25.721	20.139	90.1	88.1
3	12:58:09.235	1:07.346	21.787	25.677	19.882	90.9	85.4
4	12:59:13.983	1:04.748	20.844	24.602	19.302	91.1	85.7
5	13:00:18.603	1:04.620	20.904	24.671	19.045	90.8	86.1
6	13:01:27.652	1:09.049	20.716	28.305	20.028	83.8	83.3
7	13:02:31.885	1:04.233	20.589	24.476	19.168	90.2	85.1
8	13:03:36.385	1:04.500	20.540	24.811	19.149	89.8	85.5

Lap	Time of Day	Lap Tm	S1	S2	S3	S2Spd	SFSpd
(4) Peter McKERNAN							
1	12:55:53.198	1:10.823	23.710	27.132	19.981	92.1	88.2
2	12:56:59.612	1:06.414	21.859	25.133	19.422	93.1	86.6
3	12:58:04.388	1:04.776	21.260	24.376	19.140	93.2	87.5
4	12:59:11.473	1:07.085	20.783	27.132	19.170	87.0	87.7
5	13:00:19.439	1:07.966	20.975	24.367	22.624	92.3	69.3
6	13:01:25.578	1:06.139	21.739	25.204	19.196	90.7	87.3
7	13:02:34.461	1:08.883	20.883	28.353	19.647	91.3	86.4
8	13:03:43.389	1:08.928	21.350	25.993	21.585	89.8	63.0

Lap	Time of Day	Lap Tm	S1	S2	S3	S2Spd	SFSpd
(68) Mark REID							
1	12:55:58.686	1:12.581			20.613		85.6
2	12:57:07.253	1:08.567			20.138		85.3
3	12:58:15.312	1:08.059			20.184		85.8
4	12:59:22.741	1:07.429			20.101		83.6
5	13:00:31.994	1:09.253			19.625		85.9
6	13:01:38.598	1:06.604			19.782		84.3
7	13:02:46.725	1:08.127			2		

Super Lap Scotland - Round 7

Lapchart

KMSC Legends

Knockhill 1.267 miles

Race 4 - Heat 2

19/09/2021 12:40

Race (8 Laps) started at 12:54:42



Competitors	Laps									
	0	1	2	3	4	5	6	7	8	
Peter McKERNAN (4)	1	4	22	22	22	22	22	22	22	22
Duncan VINCENT (7)	2	7	7	7	7	7	7	86	86	7
Ben MASON (22)	3	22	86	86	86	86	86	7	7	86
John BUSHBY (16)	4	16	17	17	17	18	18	18	52	32
Jon CRITCHLOW (86)	5	86	32	52	18	52	52	52	18	17
Alastair CALDERWOOD (66)	6	66	4	18	52	17	17	17	17	18
Billy WAIT (17)	7	17	52	4	32	32	32	32	32	52
Ben McNEICE (82)	8	82	18	32	4	82	30	30	82	82
Mark FRENCH (30)	9	30	16	82	82	30	82	82	5	5
Brent BOWIE (5)	10	5	82	5	30	4	5	5	16	16
James HALL-MORTON (32)	11	32	30	30	5	5	16	4	4	4
Steven McGILL (18)	12	18	5	16	16	16	4	16	68	68
Stewart BLACK (52)	13	52	66	66	66	66	66	68	66	66
Mark REID (68)	14	68	68	68	68	68	68	68	66	

Margin of Victory	Avg. Speed	Best Lap Tm	Best Speed	Best Lap by
3.333	73.618	59.917	76.119	86 - Jon CRITCHLOW

Clerk of the Course **Orbits**

Sig : Nick Clarke Time :
 Chief Timekeeper : Ian Sharp (SMART Timing)
 Results available at www.smart-timing.co.uk and www.speedhive.com
 Printed: 19/09/2021 13:07:06





Bulletin No. _____

Super Lap Scotland - Round 7

Sorted on best lap time

Super Lap Scotland

Knockhill 1.267 miles

Qualifying - Group 1

19/09/2021 13:45

Practice (20:00 Time) started at 14:03:56

Pos	No.	Name	Make/Model	Class Code	Laps	Best Tm	Diff	Best Speed	2nd Best
1	6	David SMITHERAM	Chevrolet Corvette C6	SLS-D	18	57.620		79.154	57.764
2	88	Martin BROWN	Subaru Impreza WRX	SLS-E	18	57.723	0.103	79.013	57.724
3	101	John WALLACE	Mini Cooper S	SLS-E	12	57.915	0.295	78.751	58.111
4	24	Marc DAWSON	Honda Civic Type R	SLS-D	20	57.974	0.354	78.670	58.110
5	144	Donnie McLEOD	Renault Clio 172	SLS-E	18	58.120	0.500	78.473	58.281
6	3	Josh HISLOP	Renault Clio 197	SLS-E	19	58.230	0.610	78.325	58.425
7	84	Dave LARGUE	Honda Civic	SLS-E	17	58.907	1.287	77.424	59.235
8	14	Michael IMRIE	Renault Clio 197	SLS-F	20	58.949	1.329	77.369	59.003
9	85	David JOYCE	Renault Clio 182	SLS-E	19	59.989	2.369	76.028	1:00.265
10	37	Andrew SKINNER	Westfield Seiw	SLS-E	19	1:00.717	3.097	75.116	1:00.737
11	716	Tom LOCKHART	Renault Clio 172	SLS-F	19	1:00.889	3.269	74.904	1:00.927
12	725	Keir REILLY	Renault Clio 172	SLS-F	19	1:00.947	3.327	74.833	1:01.086
13	8	Henry SIMMONS	Renault RS Megane	SLS-D	15	1:01.000	3.380	74.768	1:01.159
14	73	Bobby DAVEY	Lotus Elise S220 Cup	SLS-D	19	1:01.032	3.412	74.729	1:01.150
15	100	Jonathan ADAMS	Renault Clio	SLS-F	19	1:01.032	3.412	74.729	1:01.705
16	5	Alex MILNE	Renault Megane F1	SLS-E	7	1:02.842	5.222	72.576	1:03.566
17	555	David CAPSTICK	Renault Clio RS197	SLS-F	8	1:03.400	5.780	71.938	1:04.014
18	56	Andrew FAHEY	Renault Megane	SLS-F	8	1:03.757	6.137	71.535	1:04.537
19	155	Fiona KINDNESS	Mini Cooper	SLS-G	10	1:03.804	6.184	71.482	1:04.508
20	59	Simon McWILLIAM	Renault Clio 172 Cup	SLS-F	7	1:04.000	6.380	71.263	1:04.060
21	106	Martin HUTTON	Peugeot 106 HND	SLS-G	8	1:05.485	7.865	69.647	1:05.604
22	42	Robert JOBSON	Audi S3	SLS-E	2	1:29.896	32.276	50.735	

Announcements

Car No.14 - Selected lap times disallowed - Exceeding track limits.

Clerk of the Course

Sig : Nick Clarke Time :

Chief Timekeeper : Ian Sharp (SMART Timing)

Results available at www.smart-timing.co.uk and www.speedhive.com

Printed: 19/09/2021 14:26:36

Orbits



Super Lap Scotland - Round 7

Super Lap Scotland

Knockhill 1.267 miles

Qualifying - Group 1

19/09/2021 13:45

Practice (20:00 Time) started at 14:03:56

Lap	Time of Day	Lap Tm	S1	S2	S3	S2Spd	SFSpd	Lap	Time of Day	Lap Tm	S1	S2	S3	S2Spd	SFSpd
(6) David SMITHERAM								(144) Donnie McLEOD							
1	14:03:59.402						84.2	19	14:23:34.143	58.620			17.584		95.3
2	14:05:02.838	1:03.436	21.112	23.734	18.590	104.9	95.9	20	14:24:32.117	57.974			17.426		94.9
3	14:06:01.202	58.364	18.854	22.326	17.184	107.0	95.7	(144) Donnie McLEOD							
4	14:07:00.209	59.007	19.376	22.101	17.530	107.5	90.0	1	14:04:43.442				22.031	81.8	65.7
5	14:08:02.580	1:02.371	19.260	22.297	20.814	107.0	77.8	2	14:05:48.980	1:05.538	21.960	24.829	18.749	85.1	89.7
6	14:09:19.793	1:17.213	22.927	29.325	24.961	62.4	64.0	3	14:06:47.739	58.759	19.009	22.077	17.673	100.8	89.7
7	14:10:32.751	1:12.958	25.150	28.521	19.287	81.7	95.2	4	14:07:47.884	1:00.145	18.955	22.918	18.272	94.5	89.5
8	14:11:30.843	58.092	18.641	22.444	17.007	105.7	94.8	5	14:08:48.036	1:00.152	19.042	22.032	19.078	100.2	87.7
9	14:12:28.761	57.918	18.630	22.146	17.142	107.7	96.3	6	14:09:47.231	59.195	19.251	21.992	17.952	100.0	90.7
10	14:13:40.451	1:11.690	21.404	27.467	22.819	89.1	28.6	7	14:10:46.311	59.080	19.007	22.168	17.905	99.7	90.2
11	14:16:09.689	2:29.238	1:38.415	28.523	22.300	65.1	69.3	8	14:11:48.340	1:02.029	19.174	22.112	20.743	101.4	32.9
12	14:17:17.166	1:07.477	22.809	24.835	19.833	84.4	96.0	9	14:14:50.772	3:02.432	2:15.255	27.398	19.779	79.2	88.3
13	14:18:14.786	57.620	18.681	21.928	17.011	107.4	95.3	10	14:15:55.044	1:04.272	19.975	25.770	18.527	79.6	92.1
14	14:19:24.459	1:09.673	21.410	27.073	21.190	71.9	73.4	11	14:16:53.429	58.385	18.694	21.872	17.819	101.5	91.6
15	14:20:34.067	1:09.608	25.323	25.583	18.702	94.3	96.0	12	14:17:51.781	58.352	18.741	21.731	17.880	102.0	91.6
16	14:21:31.831	57.764	18.663	22.025	17.076	106.9	95.5	13	14:18:50.062	58.281	18.841	21.669	17.771	102.5	91.3
17	14:22:42.842	1:11.011	20.717	27.719	22.575	67.9	72.5	14	14:19:48.182	58.120	18.772	21.694	17.654	102.1	91.7
18	14:23:58.220	1:15.378	24.362	27.941	23.075	73.7	69.7	15	14:20:54.642	1:06.460	20.691	27.120	18.649	81.4	91.1
(88) Martin BROWN								16	14:21:54.662	1:00.020	18.797	22.310	18.913	91.7	85.6
1	14:04:29.091				22.597	69.8	90.2	17	14:23:04.425	1:09.763	19.979	29.777	20.007	62.3	90.0
2	14:05:28.686	59.595	19.736	22.234	17.625	100.8	93.2	18	14:24:03.004	58.579	18.918	21.897	17.764	100.6	91.2
3	14:06:42.081	1:13.395	20.368	27.710	25.317	69.7	77.6	(3) Josh HISLOP							
4	14:07:54.286	1:12.205	24.922	28.096	19.187	84.6	93.3	1	14:04:31.247				23.223	68.8	90.6
5	14:08:52.482	58.196	18.757	22.019	17.420	101.2	93.9	2	14:05:30.447	59.200	19.406	22.127	17.667	99.3	91.2
6	14:10:01.125	1:08.643	20.248	27.469	20.926	70.3	93.7	3	14:06:31.822	1:01.375	19.186	23.281	18.908	99.4	91.6
7	14:10:58.848	57.723	18.553	21.776	17.394	101.7	93.5	4	14:07:33.429	1:01.607	19.277	23.537	18.793	99.0	92.1
8	14:12:08.348	1:09.500	20.501	25.939	23.060	77.0	37.6	5	14:08:32.086	58.657	19.044	22.014	17.599	99.1	91.4
9	14:14:18.037	2:09.689	1:27.392	23.402	18.895	95.7	93.5	6	14:09:30.869	58.783	19.070	22.106	17.607	98.8	91.4
10	14:15:15.983	57.946	18.729	22.116	17.101	102.0	93.2	7	14:10:39.872	1:09.003	20.582	25.191	23.230	98.4	24.0
11	14:16:25.511	1:09.528	22.249	26.072	21.207	78.5	61.7	8	14:13:38.440	2:58.568	2:18.890	21.977	17.701	98.8	91.1
12	14:17:49.122	1:23.611	26.511	28.406	28.694	55.1	91.7	9	14:14:39.514	1:01.074	19.375	23.563	18.136	92.8	91.6
13	14:18:56.958	1:07.836	24.108	24.588	19.140	83.3	93.5	10	14:15:38.007	58.493	19.057	21.843	17.593	99.4	91.3
14	14:20:02.910	1:05.952	20.406	27.026	18.520	94.9	93.3	11	14:16:37.151	59.144	19.592	21.898	17.654	98.8	91.7
15	14:21:07.803	1:04.893	20.459	25.954	18.480	87.5	93.2	12	14:17:35.576	58.425	18.960	21.835	17.630	99.1	91.2
16	14:22:05.527	57.724	18.590	21.869	17.265	107.9	93.9	13	14:18:35.561	59.985	19.344	22.055	18.586	98.5	91.4
17	14:23:18.171	1:12.644	20.276	27.662	24.706	63.6	64.0	14	14:19:33.791	58.230	18.911	21.767	17.552	98.7	91.1
18	14:24:38.078	1:19.907	25.657	28.819	25.431	63.9	32.4	15	14:20:39.739	1:05.948	21.353	25.813	18.782	90.9	91.3
(101) John WALLACE								16	14:21:38.174	58.435	19.068	21.777	17.590	99.0	91.1
1	14:04:23.950				21.896	72.8	92.4	17	14:22:36.668	58.494	18.931	21.859	17.704	98.8	91.8
2	14:05:21.865	57.915	18.762	21.820	17.333	102.8	91.8	18	14:23:35.115	58.447	18.960	21.791	17.696	99.4	91.7
3	14:06:23.157	1:01.292	19.492	23.246	18.554	102.1	90.9	19	14:24:42.581	1:07.466	20.602	23.525	23.339	86.7	29.0
4	14:07:28.589	1:05.432	19.296	23.574	22.562	79.6	90.1	(84) Dave LARGUE							
5	14:08:26.700	58.111	18.681	22.075	17.355	100.6	91.2	1	14:04:42.247				19.617	87.2	85.8
6	14:09:25.346	58.646	18.809	22.021	17.816	101.5	90.7	2	14:05:44.917	1:02.670	20.689	23.483	18.498	98.3	90.4
7	14:10:54.268	1:28.922	20.985	35.555	32.382	59.6	26.4	3	14:06:49.457	1:04.540	20.205	24.137	20.198	76.5	90.6
8	14:13:04.444	2:10.176	1:29.956	22.835	17.385	101.2	91.6	4	14:07:50.838	1:01.381	20.066	23.158	18.157	97.0	90.9
9	14:14:03.313	58.869	19.779	21.799	17.291	101.8	91.3	5	14:08:50.355	59.517	19.479	22.430	17.608	99.0	91.4
10	14:15:02.089	58.776	19.060	22.132	17.584	101.2	90.6	6	14:09:49.665	59.310	19.211	22.357	17.742	98.3	91.1
11	14:16:16.387	1:14.298	19.064	31.464	23.770	64.0	67.4	7	14:10:50.011	1:00.346	19.136	22.873	18.337	95.3	89.2
12	14:17:46.647	1:30.260	26.457	30.997	32.806	60.7	24.8	8	14:11:56.877	1:06.866	20.411	23.611	22.844	92.6	33.9
(24) Marc DAWSON								9	14:14:41.179	2:44.302	1:57.608	27.805	18.889	83.1	90.7
1	14:04:15.357						96.3	10	14:15:40.994	59.815	19.411	22.539	17.865	98.1	91.6
2	14:05:18.174	1:02.817			18.574		95.9	11	14:16:39.901	58.907	19.147	22.023	17.737	99.4	91.6
3	14:06:19.396	1:01.222			17.573		96.3	12	14:17:39.136	59.235	19.053	22.327	17.855	99.1	90.0
4	14:07:18.685	59.289			17.620		94.9	13	14:18:46.558	1:07.422	19.098	25.446	22.878	86.6	34.1
5	14:08:17.091	58.406			17.724		95.7	14	14:21:03.299	2:16.741	1:31.972	25.620	19.149	90.8	91.1
6	14:09:15.484	58.393			17.588		95.7	15	14:22:03.053	59.754	19.163	22.788	17.803	98.1	91.1
7	14:10:28.446	1:12.962			20.129		95.5	16	14:23:02.434	59.381	19.111	22.308	17.962	98.4	91.2
8	14:11:26.937	58.491			17.627		95.2	17	14:24:09.137	1:06.703	21.100	25.060	20.543	83.2	65.2
9	14:12:25.376	58.439			17.572		95.6	(14) Michael IMRIE							
10	14:13:23.486	58.110			17.483		95.3	1	14:04:23.881				22.227	69.0	84.5

Super Lap Scotland - Round 7

Super Lap Scotland

Knockhill 1.267 miles

Qualifying - Group 1

19/09/2021 13:45

Practice (20:00 Time) started at 14:03:56

Table with columns: Lap, Time of Day, Lap Tm, S1, S2, S3, S2Spd, SFSpd. Includes driver names like David JOYCE, Andrew SKINNER, Tom LOCKHART, Keir REILLY, Henry SIMMONS, Bobby DAVEY, and Jonathan ADAMS.

Clerk of the Course

Sig : Nick Clarke Time :

Chief Timekeeper : Ian Sharp (SMART Timing)

Results available at www.smart-timing.co.uk and www.speedhive.com

Printed: 19/09/2021 14:27:04

Orbits



Super Lap Scotland - Round 7

Super Lap Scotland

Knockhill 1.267 miles

Qualifying - Group 1

19/09/2021 13:45

Practice (20:00 Time) started at 14:03:56

Lap	Time of Day	Lap Tm	S1	S2	S3	S2Spd	SFSpd	Lap	Time of Day	Lap Tm	S1	S2	S3	S2Spd	SFSpd
15	14:19:46.487	1:01.798					84.7								
16	14:20:58.107	1:11.620					77.2								
17	14:22:10.104	1:11.997					72.9								
18	14:23:14.971	1:04.867					84.5								
19	14:24:16.003	1:01.032					84.3								

(5) Alex MILNE

1	14:04:05.651						88.4
2	14:05:08.493	1:02.842	19.866	23.619	19.357	101.5	63.4
3	14:06:25.219	1:16.726	23.319	24.688	28.719	74.9	33.8
4	14:15:24.972	8:59.753	8:16.174	24.488	19.091	91.4	83.6
5	14:16:28.538	1:03.566	20.660	24.078	18.828	91.8	84.2
6	14:17:32.391	1:03.853	20.874	24.089	18.890	93.2	84.8
7	14:18:48.799	1:16.408	22.346	32.158	21.904	81.0	42.0

(555) David CAPSTICK

1	14:04:11.509						79.1
2	14:05:17.084	1:05.575	21.196	24.538	19.841	87.7	79.0
3	14:06:21.753	1:04.669	20.593	24.126	19.950	88.4	79.7
4	14:08:03.395	1:41.642	20.720	45.410	35.512	32.5	42.6
5	14:09:10.678	1:07.283	23.667	24.011	19.605	88.6	79.8
6	14:10:14.078	1:03.400	20.309	23.874	19.217	88.6	80.2
7	14:11:18.092	1:04.014	20.428	24.110	19.476	87.3	79.4
8	14:12:43.111	1:25.019	22.186	30.930	31.903	44.9	37.6

(56) Andrew FAHEY

1	14:04:14.175						80.4
2	14:05:18.712	1:04.537	21.205	23.963	19.369	92.2	84.5
3	14:06:23.455	1:04.743	21.511	23.789	19.443	92.9	82.7
4	14:07:52.250	1:28.795	26.069	37.613	25.113	65.8	60.5
5	14:09:37.130	1:44.880	29.375	47.957	27.548	35.9	79.7
6	14:10:41.984	1:04.854	21.517	24.032	19.305	92.3	83.4
7	14:11:45.741	1:03.757	20.611	23.876	19.270	92.4	82.8
8	14:13:02.180	1:16.439	24.391	27.783	24.265	84.5	32.0

(155) Fiona KINDNESS

1	14:04:45.688			27.418	21.305	80.4	78.1
2	14:05:51.376	1:05.688	21.490	24.364	19.834	85.6	78.2
3	14:06:56.121	1:04.745	21.112	23.947	19.686	85.4	77.4
4	14:08:00.748	1:04.627	21.042	23.890	19.695	85.2	77.9
5	14:09:05.441	1:04.693	21.029	23.939	19.725	85.4	77.4
6	14:10:09.949	1:04.508	21.042	23.776	19.690	85.1	78.3
7	14:11:33.210	1:23.261	24.432	33.968	24.861	51.8	56.1
8	14:12:48.650	1:15.440	29.874	25.754	19.812	85.4	77.9
9	14:13:52.454	1:03.804	20.939	23.561	19.304	86.0	79.2
10	14:15:16.182	1:23.728	24.419	31.135	28.174	53.0	31.4

(59) Simon McWILLIAM

1	14:04:50.929			29.705	21.322	76.4	80.2
2	14:05:56.048	1:05.119	21.564	24.662	18.893	91.6	82.4
3	14:07:00.108	1:04.060	20.875	24.271	18.914	92.1	82.3
4	14:08:19.724	1:19.616	25.922	29.798	23.896	59.8	81.2
5	14:09:23.724	1:04.000	20.824	24.350	18.826	90.8	81.9
6	14:10:53.110	1:29.386	23.967	37.445	27.974	53.7	58.7
7	14:12:27.579	1:34.469	29.812	31.017	33.640	42.6	25.8

(106) Martin HUTTON

1	14:04:16.343						69.1
2	14:05:26.566	1:10.223	23.142	25.279	21.802	72.5	72.8
3	14:06:35.920	1:09.354	25.490	24.222	19.642	87.8	81.7
4	14:07:49.200	1:13.280	20.908	28.802	23.570	86.6	30.6
5	14:10:49.706	3:00.506	2:12.676	25.475	22.355	71.2	81.5
6	14:11:55.310	1:05.604	21.747	24.252	19.605	89.0	82.6
7	14:13:00.795	1:05.485	21.036	24.413	20.036	85.7	78.6
8	14:14:31.849	1:31.054	33.211	28.949	28.894	65.2	23.5

(42) Robert JOBSON

1	14:09:14.519			29.968	24.720	42.7	55.9
2	14:10:44.415	1:29.896	27.383	32.663	29.850	47.7	27.1

Clerk of the Course

Sig : Nick Clarke Time :

Chief Timekeeper : Ian Sharp (SMART Timing)

Results available at www.smart-timing.co.uk and www.speedhive.com

Printed: 19/09/2021 14:27:04

Orbits





Bulletin No. _____

Super Lap Scotland - Round 7

Sorted on best lap time

Super Lap Scotland

Knockhill 1.267 miles

Qualifying - Group 2

19/09/2021 14:10

Practice (20:00 Time) started at 14:27:57

Pos	No.	Name	Make/Model	Class Code	Laps	Best Tm	Diff	Best Speed	2nd Best
1	62	Paul RANKIN	Westfield	SLS-P	8	51.966		87.766	51.998
2	79	Eric HOLMES	Mitsubishi Evo 6RS	SLS-P	12	53.270	1.304	85.617	53.394
3	81	Ian PITMAN	Subaru Impreza Type R	SLS-P	17	53.356	1.390	85.479	53.443
4	10	Nev WOOD	Ariel Atom	SLS-P	15	54.350	2.384	83.916	54.494
5	93	Michael OSBORNE Jnr	Mitsubishi Evo6	SLS-C	10	54.420	2.454	83.808	54.483
6	55	Adam KINDNESS	Subaru Impreza Type R	SLS-B	9	54.727	2.761	83.338	57.339
7	92	Michael OSBORNE Snr	Mitsubishi Evo5	SLS-C	7	1:07.008	15.042	68.064	1:09.448

Clerk of the Course

Orbits

Sig : Nick Clarke Time :

Chief Timekeeper : Ian Sharp (SMART Timing)

Results available at www.smart-timing.co.uk and www.speedhive.com

Printed: 19/09/2021 14:49:14



Super Lap Scotland - Round 7

Super Lap Scotland

Knockhill 1.267 miles

Qualifying - Group 2

19/09/2021 14:10

Practice (20:00 Time) started at 14:27:57

Lap	Time of Day	Lap Tm	S1	S2	S3	S2Spd	SFSpd
(62) Paul RANKIN							
1	14:29:24.933				22.744		70.9
2	14:30:22.762	57.829			15.622		117.7
3	14:31:15.462	52.700			15.504		118.8
4	14:32:08.207	52.745			15.662		117.7
5	14:33:00.205	51.998			15.374		118.4
6	14:33:52.576	52.371			15.567		118.1
7	14:34:44.542	51.966			15.079		119.4
8	14:36:03.812	1:19.270			29.103		31.1

Lap	Time of Day	Lap Tm	S1	S2	S3	S2Spd	SFSpd
(79) Eric HOLMES							
1	14:29:32.959			29.946	22.094	59.9	104.0
2	14:30:28.276	55.317	18.377	20.718	16.222	124.0	115.3
3	14:31:31.159	1:02.883	18.526	25.890	18.467	75.9	119.2
4	14:32:24.676	53.517	17.233	20.510	15.774	123.1	117.3
5	14:33:34.350	1:09.674	18.805	26.711	24.158	81.3	31.6
6	14:39:33.464	5:59.114	5:12.688	26.192	20.234	68.5	120.5
7	14:40:26.858	53.394	17.279	20.068	16.047	124.5	112.8
8	14:41:32.104	1:05.246	19.495	28.479	17.272	96.7	118.6
9	14:42:25.374	53.270	17.559	20.185	15.526	123.1	118.4
10	14:43:41.691	1:16.317	21.991	30.527	23.799	62.4	62.1
11	14:45:00.733	1:19.042	25.178	27.899	25.965	71.2	31.3
12	14:47:00.132	1:59.399	1:17.153	23.911	18.335	96.0	106.7

Lap	Time of Day	Lap Tm	S1	S2	S3	S2Spd	SFSpd
(81) Ian PITMAN							
1	14:29:45.952				23.702		78.5
2	14:30:57.390	1:11.438			19.982		84.6
3	14:32:03.245	1:05.855			20.078		118.6
4	14:32:57.890	54.645			16.355		112.8
5	14:34:16.277	1:18.387			23.497		119.0
6	14:35:10.399	54.122					116.9
7	14:36:29.787	1:19.388			24.814		63.5
8	14:37:47.416	1:17.629			20.104		119.6
9	14:38:40.859	53.443			15.718		117.5
10	14:39:53.005	1:12.146			23.097		69.0
11	14:41:10.878	1:17.873			21.522		119.0
12	14:42:04.387	53.509					113.9
13	14:43:19.721	1:15.334			22.319		85.5
14	14:44:29.077	1:09.356			19.862		117.5
15	14:45:22.433	53.356					117.1
16	14:46:42.555	1:20.122			25.636		75.0
17	14:48:04.603	1:22.048			29.699		28.3

Lap	Time of Day	Lap Tm	S1	S2	S3	S2Spd	SFSpd
(10) Nev WOOD							
1	14:29:38.301						99.3
2	14:30:37.981	59.680					116.5
3	14:31:40.030	1:02.049					117.1
4	14:32:35.850	55.820					117.5
5	14:33:31.049	55.199					117.1
6	14:34:25.399	54.350					117.1
7	14:35:32.208	1:06.809					118.6
8	14:36:26.896	54.688					119.2
9	14:37:34.826	1:07.930					118.6
10	14:38:29.338	54.512					117.3
11	14:39:44.355	1:15.017			24.693		113.5
12	14:40:40.503	56.148					118.4
13	14:41:37.767	57.264					116.9
14	14:42:32.261	54.494					116.9
15	14:43:51.502	1:19.241			27.334		30.8

Lap	Time of Day	Lap Tm	S1	S2	S3	S2Spd	SFSpd
(93) Michael OSBORNE Jnr							
1	14:29:30.435			31.478	20.895	56.7	108.4
2	14:30:25.134	54.699	17.558	20.919	16.222	114.1	108.1
3	14:31:19.624	54.490	17.625	20.729	16.136	115.3	107.7
4	14:32:38.396	1:18.772	21.485	34.068	23.219	65.8	66.6
5	14:33:52.738	1:14.342	26.206	27.366	20.770	89.6	72.1
6	14:35:00.955	1:08.217	24.363	25.895	17.959	96.3	109.1
7	14:35:55.375	54.420	17.546	20.651	16.223	114.3	108.2
8	14:36:49.858	54.483	17.570	20.673	16.240	114.3	107.4
9	14:38:18.508	1:28.650	22.312	38.815	27.523	52.5	59.5
10	14:39:46.068	1:27.560	27.161	31.447	28.952	56.2	26.8

Lap	Time of Day	Lap Tm	S1	S2	S3	S2Spd	SFSpd
(55) Adam KINDNESS							

Clerk of the Course
Sig : Nick Clarke Time :
Chief Timekeeper : Ian Sharp (SMART Timing)
Results available at www.smart-timing.co.uk and www.speedhive.com
Printed: 19/09/2021 14:49:45



Super Lap Scotland - Round 7
Sorted on Laps
KMSC Modsports
Knockhill 1.267 miles
Race 5 - 2nd Race
19/09/2021 14:40
Race (15:00 and 1 Laps) started at 14:56:27

Pos	No.	Name	Make/Model	Class Code	Laps	Total Tm	Diff	Best Tm	In Lap	Best Speed
1	79	Paul BRYDON	Solution F BMW M3	A	18	16:16.253		52.840	3	86.314
2	25	Alistair MOWAT	VW Golf GTi	C	18	16:54.395	38.142	53.527	13	85.206
3	77	Frazer HUNTLY	Nissan Primera	D	17	16:28.196	1 Lap	56.799	5	80.298
4	18	Damien McKAY	Westfield FW	B	17	16:28.726	1 Lap	56.118	13	81.272
5	64	Sean MARTIN	Honda Civic Type R	G	17	16:28.985	1 Lap	57.325	5	79.561
6	3	Josh HISLOP	Renault Clio 172	G	17	16:56.984	1 Lap	58.364	12	78.145
7	69	Andrew PATERSON	BMW 318iS	F	16	16:18.396	2 Laps	1:00.155	3	75.818
8	8	Richard SUTHERLAND	BMW Compact	J	16	17:03.471	2 Laps	1:02.607	12	72.849
9	771	Scott ARMSTRONG	Mini Cooper	H	16	17:03.889	2 Laps	1:02.463	12	73.017
10	55	Adam KINDNESS	Mini Cooper	H	16	17:04.445	2 Laps	1:02.260	13	73.255
11	21	James STRACHAN	Mini Cooper S	G	15	16:20.743	3 Laps	1:03.046	13	72.341
12	217	Steven SOMERVILLE	BMW E36 Compact	J	15	16:23.815	3 Laps	1:04.339	14	70.888
13	132	Suzanne BUIST	Mini Cooper S	G	15	16:26.457	3 Laps	1:03.898	14	71.377
14	186	Murray DOUGLAS	Mini Cooper	H	15	17:00.238	3 Laps	1:04.188	11	71.054
15	20	Louise STRACHAN	Mini Cooper S	G	15	18:06.321	3 Laps	1:05.745	2	69.372

Not classified

DNS	86	Adam MORRISON	Mini Cooper	G			DNS		0	-
DNS	1	Natalie COWIE	Mini Cooper S R53	G			DNS		0	-

Announcements

- New Track Record (53.527) for KMSC Modsports C by Alistair MOWAT.
- New Track Record (57.325) for KMSC Modsports G by Sean MARTIN.
- New Track Record (56.799) for KMSC Modsports D by Frazer HUNTLY.
- New Track Record (1:02.260) for KMSC Modsports H by Adam KINDNESS.
- New Track Record (1:02.607) for KMSC Modsports J by Richard SUTHERLAND.

Margin of Victory	Avg. Speed	Best Lap Tm	Best Speed	Best Lap by
38.142	84.092	52.840	86.314	79 - Paul BRYDON

Clerk of the Course

Sig : Nick Clarke Time :

Chief Timekeeper : Ian Sharp (SMART Timing)

 Results available at www.smart-timing.co.uk and www.speedhive.com

Printed: 19/09/2021 15:18:44

Orbits


Super Lap Scotland - Round 7

Lapchart

KMSC Modsports

Knockhill 1.267 miles

Race 5 - 2nd Race

19/09/2021 14:40

Race (15:00 and 1 Laps) started at 14:56:27



Competitors	Laps																	
	1	2	3	4	5	6	7	8	9	10	11	12	13	14	15	16	17	18
Paul BRYDON (79)	1	79	79	79	79	79	79	79	79	79	79	79	79	79	79	79	79	79
Alistair MOWAT (25)	2	25	25	25	25	25	25	25	25	25	25	25	25	25	25	25	25	25
Damien McKAY (18)	3	18	18	64	64	64	64	77	77	64	77	77	77	77	77	77	77	77
Sean MARTIN (64)	4	64	64	77	77	77	77	64	64	77	64	64	64	18	64	64	64	18
Josh HISLOP (3)	5	3	77	18	18	18	18	18	18	18	18	18	18	64	18	18	64	64
Andrew PATERSON (69)	6	69	3	3	3	3	3	3	3	3	3	3	3	3	3	3	3	3
Frazer HUNTLY (77)	7	77	69	69	69	69	69	69	69	69	69	69	69	69	69	69	69	69
Adam KINDNESS (55)	8	55	55	55	55	55	8	55	55	8	8	8	8	8	8	8	8	8
Richard SUTHERLAND (8)	9	8	8	8	8	8	55	8	8	55	771	771	771	771	771	55	771	771
Scott ARMSTRONG (771)	10	771	771	771	771	771	771	771	771	771	55	55	55	55	55	771	55	771
Steven SOMERVILLE (217)	11	217	217	217	217	217	217	217	217	217	217	217	21	21	21	21	21	21
Suzanne BUIST (132)	12	132	132	132	132	132	132	21	21	21	21	21	217	217	217	217	217	217
Louise STRACHAN (20)	13	20	20	21	21	21	21	132	132	132	132	132	132	132	132	132	132	132
James STRACHAN (21)	14	21	21	20	20	20	186	186	186	186	186	186	186	186	186	186	186	186
Murray DOUGLAS (186)	15	186	186	186	186	186	20	20	20	20	20	20	20	20	20	20	20	20
-	16																	
-	17																	

Margin of Victory	Avg. Speed	Best Lap Tm	Best Speed	Best Lap by
38.142	84.092	52.840	86.314	79 - Paul BRYDON

Clerk of the Course **Orbits**

Sig : Nick Clarke Time :

Chief Timekeeper : Ian Sharp (SMART Timing)

Results available at www.smart-timing.co.uk and www.speedhive.com

Printed: 19/09/2021 15:20:00





Bulletin No. _____

Super Lap Scotland - Round 7

Sorted on Laps

KMSC Legends

Knockhill 1.267 miles

Race 6 - Final

19/09/2021 15:05

Race (10 Laps) started at 15:31:45

Pos	No.	Name	Make/Model	Class Code	Laps	Total Tm	Diff	Best Tm	In Lap	Best Speed
1	52	Stewart BLACK	Ford Coupe	L	10	10:12.930		59.783	7	76.290
2	86	Jon CRITCHLOW	Chevy Sedan	L	10	10:13.392	0.462	59.844	9	76.212
3	7	Duncan VINCENT	Ford Coupe	L	10	10:15.223	2.293	1:00.246	9	75.704
4	22	Ben MASON	Chevy Sedan	L	10	10:15.245	2.315	59.635	9	76.479
5	17	Billy WAIT	Ford Coupe	L	10	10:22.865	9.935	1:00.129	4	75.851
6	30	Mark FRENCH	Ford Coupe	L	10	10:26.177	13.247	1:01.623	8	74.012
7	18	Steven McGILL	Ford Coupe	L	10	10:27.992	15.062	59.973	2	76.048
8	82	Ben McNEICE	Ford Coupe	L R	10	10:38.595	25.665	1:01.836	7	73.757
9	5	Brent BOWIE	Ford Coupe	L	10	10:39.878	26.948	1:02.616	9	72.838
10	4	Peter McKERNAN	Ford Coupe	L R	10	10:50.454	37.524	1:03.419	4	71.916
11	16	John BUSHBY	Chevy Sedan	L	10	10:56.175	43.245	1:02.847	6	72.571
12	68	Mark REID	Chevy Sedan	L R	10	11:03.225	50.295	1:04.768	7	70.418
13	66	Alastair CALDERWOOD	Ford Sedan	L R	9	10:21.065	1 Lap	1:06.805	7	68.271
Not classified										
DNF	32	James HALL-MORTON	Chevy Coupe	L	1	1:17.359	DNF	1:14.989	1	60.820

Margin of Victory	Avg. Speed	Best Lap Tm	Best Speed	Best Lap by
0.462	74.410	59.635	76.479	22 - Ben MASON

Clerk of the Course

Sig : Nick Clarke Time :

Chief Timekeeper : Ian Sharp (SMART Timing)

Results available at www.smart-timing.co.uk and www.speedhive.com

Printed: 19/09/2021 15:44:20

Orbits



Super Lap Scotland - Round 7

KMSC Legends

Knockhill 1.267 miles

Race 6 - Final

19/09/2021 15:05

Race (10 Laps) started at 15:31:45

Lap	Time of Day	Lap Tm	S1	S2	S3	S2Spd	SFSpd
(52) Stewart BLACK							
1	15:32:56.266	1:08.498	24.608	25.736	18.154	97.3	92.3
2	15:33:56.583	1:00.317	19.521	22.799	17.997	96.4	91.9
3	15:34:56.843	1:00.260	19.296	22.950	18.014	96.7	92.6
4	15:35:56.879	1:00.036	19.284	22.648	18.104	96.7	91.3
5	15:36:56.995	1:00.116	19.323	22.632	18.161	96.4	92.1
6	15:37:58.069	1:01.074	19.679	23.351	18.044	94.1	90.7
7	15:38:57.852	59.783	19.252	22.559	17.972	95.5	91.1
8	15:39:58.009	1:00.157	19.468	22.580	18.109	97.4	90.2
9	15:40:57.910	59.901	19.476	22.508	17.917	95.3	91.4
10	15:41:58.062	1:00.152	19.396	22.634	18.122	95.1	90.2

(86) Jon CRITCHLOW							
1	15:32:52.244	1:04.835	22.766	23.426	18.643	97.7	90.9
2	15:33:53.350	1:01.106	19.575	22.762	18.769	96.0	90.1
3	15:34:54.444	1:01.094	19.498	22.921	18.675	95.3	90.3
4	15:35:54.958	1:00.514	19.564	22.720	18.230	95.9	91.3
5	15:36:56.217	1:01.259	19.558	22.892	18.809	95.5	88.8
6	15:37:58.413	1:02.196	20.423	23.798	17.975	96.7	92.2
7	15:38:58.535	1:00.122	19.383	22.568	18.171	96.3	91.3
8	15:39:58.464	59.929	19.312	22.582	18.035	96.8	90.0
9	15:40:58.308	59.844	19.393	22.528	17.923	97.1	91.9
10	15:41:58.524	1:00.216	19.509	22.584	18.123	96.6	91.1

(7) Duncan VINCENT							
1	15:32:50.224	1:04.180	22.929	22.909	18.342	93.5	89.7
2	15:33:51.019	1:00.795	19.617	22.842	18.336	92.7	88.4
3	15:34:51.935	1:00.916	19.580	22.979	18.357	92.7	87.8
4	15:35:53.778	1:01.843	20.091	23.378	18.374	92.1	88.3
5	15:36:54.479	1:00.701	19.669	22.828	18.204	92.2	88.1
6	15:37:55.635	1:01.156	19.818	22.998	18.340	91.8	87.0
7	15:38:56.662	1:01.027	19.817	22.871	18.339	91.9	87.3
8	15:39:58.600	1:01.938	20.094	23.165	18.679	92.2	88.1
9	15:40:58.846	1:00.246	19.467	22.581	18.198	95.1	89.5
10	15:42:00.355	1:01.509	20.118	22.784	18.607	93.2	87.5

(22) Ben MASON							
1	15:32:56.475	1:08.748	24.434	25.689	18.625	93.5	91.9
2	15:33:57.062	1:00.587			18.027	96.3	91.6
3	15:34:57.374	1:00.312		23.003	18.057		91.2
4	15:35:58.077	1:00.703	19.872	22.697	18.134	94.5	90.2
5	15:36:58.564	1:00.487			17.908		90.7
6	15:37:59.146	1:00.582		23.135	18.005		90.6
7	15:38:59.445	1:00.299	19.441	22.867	17.991		90.6
8	15:39:59.304	59.859	19.189	22.674	17.996		90.1
9	15:40:58.939	59.635	19.243	22.418	17.974		92.6
10	15:42:00.377	1:01.438	20.254	23.044	18.140	94.8	90.0

(17) Billy WAIT							
1	15:32:53.625	1:06.820			18.188		90.6
2	15:33:54.333	1:00.708			17.999		90.8
3	15:34:54.959	1:00.626			18.151		90.0
4	15:35:55.088	1:00.129			17.693		92.7
5	15:36:56.228	1:01.140			18.572		89.5
6	15:37:58.623	1:02.395			18.103		92.2
7	15:39:00.668	1:02.045			17.966		90.1
8	15:40:02.999	1:02.331			17.943		89.2
9	15:41:06.364	1:03.365			18.125		88.2
10	15:42:07.997	1:01.633			18.607		73.2

(30) Mark FRENCH							
1	15:32:52.542	1:07.094	24.088	23.760	19.246	91.9	89.6
2	15:33:54.328	1:01.786	19.886	23.222	18.678	92.9	87.8
3	15:34:56.538	1:02.210	20.254	23.433	18.523	93.6	88.0
4	15:35:59.776	1:03.238	20.904	23.828	18.506	94.1	88.6
5	15:37:01.403	1:01.627	19.737	23.303	18.587	92.4	87.6
6	15:38:03.519	1:02.116	20.007	23.581	18.528	92.2	87.4
7	15:39:05.817	1:02.298	19.955	23.644	18.699		87.2
8	15:40:07.440	1:01.623	19.949	23.258	18.416	92.9	87.3
9	15:41:09.150	1:01.710	19.863	23.357	18.490		88.0
10	15:42:11.309	1:02.159			18.432	92.2	87.6

(18) Steven McGILL							
---------------------------	--	--	--	--	--	--	--

Lap	Time of Day	Lap Tm	S1	S2	S3	S2Spd	SFSpd
1	15:33:58.348	1:01.486	19.715	23.672	18.099	96.3	91.1
2	15:34:58.321	59.973	19.335	22.755	17.883	98.1	91.6
3	15:35:58.894	1:00.573	19.664	22.691	18.218	97.4	90.3
4	15:36:59.887	1:00.993	19.584	23.136	18.273	95.6	90.3
5	15:38:01.616	1:01.729	19.766	23.481	18.482	94.9	89.4
6	15:39:04.095	1:02.479	19.915	23.964	18.600	93.1	88.3
7	15:40:06.453	1:02.358	20.365	23.533	18.460	94.7	89.1
8	15:41:08.739	1:02.286	19.970	23.872	18.444	95.3	88.3
9	15:42:13.124	1:04.385	20.808	23.916	19.661	93.5	71.6

(82) Ben McNEICE							
1	15:32:57.942	1:11.265	25.357	26.696	19.212	91.4	91.9
2	15:34:01.271	1:03.329	20.251	24.343	18.735	94.0	89.1
3	15:35:04.298	1:03.027	20.048	23.729	19.250	93.7	90.6
4	15:36:07.739	1:03.441	20.685	24.149	18.607	92.7	88.8
5	15:37:10.247	1:02.508	20.318	23.616	18.574	93.1	88.6
6	15:38:12.865	1:02.618	20.160	23.813	18.645	93.2	89.0
7	15:39:14.701	1:01.336	19.949	23.673	18.214	93.9	89.2
8	15:40:18.048	1:03.347	20.167	24.210	18.970	92.2	88.1
9	15:41:21.182	1:03.134	20.276	23.673	19.185	92.9	88.6
10	15:42:23.727	1:02.545	20.651	23.536	18.358	93.3	88.4

(5) Brent BOWIE							
1	15:32:52.641	1:06.233	23.364	24.341	18.528	95.2	88.8
2	15:33:55.391	1:02.750	20.235	23.997	18.518	94.1	88.5
3	15:34:59.847	1:04.456	20.028	24.602	19.826	93.9	87.7
4	15:36:03.315	1:03.468	20.302	24.321	18.845	92.4	87.2
5	15:37:07.279	1:03.964	20.431	24.769	18.764	91.1	86.8
6	15:38:10.740	1:03.461	20.336	24.432	18.693	91.1	87.0
7	15:39:13.925	1:03.185	20.234	24.309	18.642	91.1	86.9
8	15:40:18.287	1:04.362	20.457	24.586	19.319	91.2	86.9
9	15:41:20.903	1:02.616	20.278	23.661	18.677	94.1	86.1
10	15:42:25.010	1:04.107	21.141	24.659	18.307	90.8	87.0

(4) Peter McKERNAN							
1	15:32:57.654	1:11.571	25.590	26.827	19.154	93.9	90.4
2	15:34:01.799	1:04.145	20.142	25.005	18.998	93.7	89.4
3	15:35:05.504	1:03.705	20.486	24.039	19.180	94.0	87.4
4	15:36:08.923	1:03.419	20.432	24.100	18.887	93.9	87.5
5	15:37:13.017	1:04.094	20.585	24.375	19.134	92.1	87.0
6	15:38:16.999	1:03.982	20.767	24.264	18.951	92.4	87.0
7	15:39:21.714	1:04.715	20.762	24.839	19.114	91.4	87.0
8	15:40:26.158	1:04.444	20.661	24.663	19.120	91.7	86.5
9	15:41:30.239	1:04.081	20.890	24.150	19.041	92.1	86.6
10	15:42:35.586	1:05.347	20.817	25.011	19.519	91.9	78.8

(16) John BUSHBY							
1	15:32:55.174	1:09.471	25.233	25.323	18.915	92.1	88.1
2	15:34:00.131	1:04.957	21.210	24.368	19.379	93.6	85.8
3	15:35:04.235	1:04.104	20.689	24.172	19.243	90.1	86.1
4	15:36:19.737	1:15.502	21.077	24.268	30.157	92.4	80.6
5	15:37:23.448						

Super Lap Scotland - Round 7

KMSC Legends

Knockhill 1.267 miles

Race 6 - Final

19/09/2021 15:05

Race (10 Laps) started at 15:31:45

Lap	Time of Day	Lap Tm	S1	S2	S3	S2Spd	SFSpd	Lap	Time of Day	Lap Tm	S1	S2	S3	S2Spd	SFSpd
4	15:36:25.671	1:08.433			20.162		80.8								
5	15:37:33.581	1:07.910			19.901	86.9	83.7								
6	15:38:41.507	1:07.926	21.987	25.673	20.266	86.9	84.9								
7	15:39:48.312	1:06.805			19.667	87.7	83.6								
8	15:40:56.959	1:08.647			20.718		77.2								
9	15:42:06.197	1:09.238	24.256	24.825	20.157	88.5	83.2								
(32) James HALL-MORTON															
1	15:33:02.491	1:14.989	24.021	26.987	23.981	89.8	37.3								

Clerk of the Course

Sig : Nick Clarke Time :

Chief Timekeeper : Ian Sharp (SMART Timing)

Results available at www.smart-timing.co.uk and www.speedhive.com

Printed: 19/09/2021 15:44:47

Orbits





Bulletin No. _____

Super Lap Scotland - Round 7

Lapchart

KMSC Legends

Knockhill 1.267 miles

Race 6 - Final

19/09/2021 15:05

Race (10 Laps) started at 15:31:45



Competitors	Laps											
	0	1	2	3	4	5	6	7	8	9	10	
Mark FRENCH (30)	1	30	7	7	7	7	7	7	7	52	52	52
Alastair CALDERWOOD (66)	2	66	86	86	86	86	86	52	52	86	86	86
John BUSHBY (16)	3	16	30	30	17	17	17	86	86	7	7	7
Duncan VINCENT (7)	4	7	5	17	30	52	52	17	22	22	22	22
Peter McKERNAN (4)	5	4	17	5	52	22	22	22	17	17	17	17
Brent BOWIE (5)	6	5	16	52	22	30	30	30	30	30	30	30
Ben McNEICE (82)	7	82	52	22	5	5	5	5	5	82	5	82
Billy WAIT (17)	8	17	22	16	16	82	82	82	82	5	82	5
Jon CRITCHLOW (86)	9	86	4	82	82	4	4	4	4	4	4	4
James HALL-MORTON (32)	10	32	82	4	4	68	68	16	16	16	16	16
Ben MASON (22)	11	22	68	68	68	16	16	68	68	68	68	68
Stewart BLACK (52)	12	52	66	66	66	66	66	66	66	66	66	66
Mark REID (68)	13	68	32	18	18	18	18	18	18	18	18	18
Steven McGILL (18)	14	18	18									

Margin of Victory	Avg. Speed	Best Lap Tm	Best Speed	Best Lap by
0.462	74.410	59.635	76.479	22 - Ben MASON

Clerk of the Course

Sig : Nick Clarke Time :
 Chief Timekeeper : Ian Sharp (SMART Timing)
 Results available at www.smart-timing.co.uk and www.speedhive.com

Printed: 19/09/2021 15:45:19

Orbits





Bulletin No. _____

Super Lap Scotland - Round 7

Sorted on best lap time

Super Lap Scotland Knockhill 1.267 miles

Final - Class G 19/09/2021 15:30

Practice started at 15:52:05

Pos	No.	Name	Make/Model	Class Code	Laps	Best Tm	Diff	Best Speed	2nd Best
1	106	Martin HUTTON	Peugeot 106 HND	SLS-G	2	1:04.147		71.100	
2	155	Fiona KINDNESS	Mini Cooper	SLS-G	2	1:04.574	0.427	70.630	

Clerk of the Course Orbits

Sig : Nick Clarke Time :

Chief Timekeeper : Ian Sharp (SMART Timing)

Results available at www.smart-timing.co.uk and www.speedhive.com

Printed: 19/09/2021 15:57:40





Bulletin No. _____

Super Lap Scotland - Round 7

Super Lap Scotland	Knockhill 1.267 miles
Final - Class G	19/09/2021 15:30
Practice started at 15:52:05	

Lap	Time of Day	Lap Tm	S1	S2	S3	S2Spd	SFSpd	Lap	Time of Day	Lap Tm	S1	S2	S3	S2Spd	SFSpd
(106) Martin HUTTON															
1	15:53:00.240			25.267	21.666	75.1	80.7								
2	15:54:04.387	1:04.147	21.027	23.730	19.390	87.6	81.9								
(155) Fiona KINDNESS															
1	15:53:29.156			31.068	22.478	52.3	77.2								
2	15:54:33.730	1:04.574	21.097	23.683	19.794	85.1	76.8								



Bulletin No. _____

Super Lap Scotland - Round 7

Sorted on best lap time

Super Lap Scotland Knockhill 1.267 miles

Final - Class F 19/09/2021 15:40

Practice started at 15:55:49

Pos	No.	Name	Make/Model	Class Code	Laps	Best Tm	Diff	Best Speed	2nd Best
1	14	Michael IMRIE	Renault Clio 197	SLS-F	3	59.683		76.418	1:20.023
2	725	Keir REILLY	Renault Clio 172	SLS-F	3	1:01.326	1.643	74.370	1:14.494
3	100	Jonathan ADAMS	Renault Clio	SLS-F	3	1:01.710	2.027	73.908	1:26.677
4	716	Tom LOCKHART	Renault Clio 172	SLS-F	3	1:01.767	2.084	73.839	1:17.085
5	555	David CAPSTICK	Renault Clio RS197	SLS-F	3	1:03.542	3.859	71.777	1:12.239
6	59	Simon McWILLIAM	Renault Clio 172 Cup	SLS-F	3	1:04.866	5.183	70.312	1:29.338
7	56	Andrew FAHEY	Renault Megane	SLS-F	3	1:04.960	5.277	70.210	1:24.167
Not classified (from pos 8)									
	5	Alex MILNE	Renault Megane F1	SLS-E	1				



Super Lap Scotland - Round 7

Super Lap Scotland

Knockhill 1.267 miles

Final - Class F

19/09/2021 15:40

Practice started at 15:55:49

Lap	Time of Day	Lap Tm	S1	S2	S3	S2Spd	SFSpd	Lap	Time of Day	Lap Tm	S1	S2	S3	S2Spd	SFSpd
(14) Michael IMRIE															
1	16:00:59.864			22.762	18.335	91.2	84.2								
2	16:01:59.547	59.683	19.296	22.206	18.181	92.2	85.1								
3	16:03:19.570	1:20.023	23.421	29.640	26.962	68.1	30.3								
(725) Keir REILLY															
1	16:00:23.712				19.061		83.8								
2	16:01:25.038	1:01.326			18.640		84.8								
3	16:02:39.532	1:14.494			25.907		33.7								
(100) Jonathan ADAMS															
1	15:57:42.440						83.0								
2	15:58:44.150	1:01.710					84.1								
3	16:00:10.827	1:26.677					23.5								
(716) Tom LOCKHART															
1	16:00:41.745			25.175	19.012		84.6								
2	16:01:43.512	1:01.767			18.796		84.5								
3	16:03:00.597	1:17.085			26.092		26.7								
(555) David CAPSTICK															
1	15:57:23.946			31.805	24.841	55.2	80.3								
2	15:58:27.488	1:03.542	20.587	23.708	19.247	88.8	80.8								
3	15:59:39.727	1:12.239	21.583	25.157	25.499	86.8	32.0								
(59) Simon McWILLIAM															
1	15:56:57.876			27.395	19.557	89.2	81.8								
2	15:58:02.742	1:04.866	20.712	25.423	18.731	92.1	82.8								
3	15:59:32.080	1:29.338	26.084	33.541	29.713	59.3	28.6								
(56) Andrew FAHEY															
1	15:56:41.153			26.726	20.505	88.4	82.3								
2	15:57:46.113	1:04.960	20.877	24.777	19.306	92.6	83.7								
3	15:59:10.280	1:24.167	26.017	31.233	26.917	71.5	29.9								
(5) Alex MILNE															
1	16:03:43.106			26.236	21.978	90.8	85.2								

Clerk of the Course

Sig : Nick Clarke Time :

Chief Timekeeper : Ian Sharp (SMART Timing)

Results available at www.smart-timing.co.uk and www.speedhive.com

Printed: 19/09/2021 16:06:47

Orbits





Bulletin No. _____

Super Lap Scotland - Round 7

Sorted on best lap time

Super Lap Scotland

Knockhill 1.267 miles

Final - Class E

19/09/2021 15:50

Practice started at 16:08:30

Pos	No.	Name	Make/Model	Class Code	Laps	Best Tm	Diff	Best Speed	2nd Best
1	88	Martin BROWN	Subaru Impreza WRX	SLS-E	2	57.925		78.737	
2	101	John WALLACE	Mini Cooper S	SLS-E	2	58.064	0.139	78.548	
3	3	Josh HISLOP	Renault Clio 197	SLS-E	3	58.311	0.386	78.216	1:20.803
4	144	Donnie McLEOD	Renault Clio 172	SLS-E	2	59.536	1.611	76.606	
5	84	Dave LARGUE	Honda Civic	SLS-E	3	1:00.518	2.593	75.363	1:20.059
6	42	Robert JOBSON	Audi S3	SLS-E	3	1:01.514	3.589	74.143	1:09.713
7	37	Andrew SKINNER	Westfield Seiw	SLS-E	3	1:01.627	3.702	74.007	1:11.826
8	85	David JOYCE	Renault Clio 182	SLS-E	3	1:01.756	3.831	73.853	1:15.874

Clerk of the Course

Orbits

Sig : Nick Clarke Time :

Chief Timekeeper : Ian Sharp (SMART Timing)

Results available at www.smart-timing.co.uk and www.speedhive.com

Printed: 19/09/2021 16:19:10





Super Lap Scotland - Round 7

<p>Super Lap Scotland</p> <p>Final - Class E</p> <p>Practice started at 16:08:30</p>	<p>Knockhill 1.267 miles</p> <p>19/09/2021 15:50</p>
---	--

Lap	Time of Day	Lap Tm	S1	S2	S3	S2Spd	SFSpd	Lap	Time of Day	Lap Tm	S1	S2	S3	S2Spd	SFSpd
(88) Martin BROWN															
1	16:16:40.591			27.284	19.366	88.2	93.9								
2	16:17:38.516	57.925	18.665	21.879	17.381	101.5	93.9								
(101) John WALLACE															
1	16:16:14.567			22.414	17.374	100.6	91.8								
2	16:17:12.631	58.064	18.794	21.865	17.405	100.2	91.6								
(3) Josh HISLOP															
1	16:13:27.920			24.349	21.673	62.4	91.6								
2	16:14:26.231	58.311	18.873	21.921	17.517	98.3	91.1								
3	16:15:47.034	1:20.803	22.202	27.097	31.504	65.7	18.7								
(144) Donnie McLEOD															
1	16:16:02.895			24.685	18.238	94.1	88.1								
2	16:17:02.431	59.536	19.182	22.472	17.882	95.7	88.4								
(84) Dave LARGUE															
1	16:13:13.639			26.126	19.752	88.0	90.1								
2	16:14:14.157	1:00.518	20.151	22.580	17.787	97.7	90.7								
3	16:15:34.216	1:20.059	22.567	29.032	28.460	70.2	26.9								
(42) Robert JOBSON															
1	16:09:44.255			26.458	21.312	69.8	87.8								
2	16:10:45.769	1:01.514	20.112	22.673	18.729	100.8	87.6								
3	16:11:55.482	1:09.713	21.987	23.804	23.922	86.9	36.5								
(37) Andrew SKINNER															
1	16:12:40.737			26.999	19.360	86.9	86.9								
2	16:13:42.364	1:01.627	19.626	23.065	18.936	86.5	87.8								
3	16:14:54.190	1:11.826	21.752	26.546	23.528	79.2	32.9								
(85) David JOYCE															
1	16:12:56.010			26.149	19.288		88.5								
2	16:13:57.766	1:01.756			18.149	96.4	89.4								
3	16:15:13.640	1:15.874			25.172		36.3								



Bulletin No. _____

Super Lap Scotland - Round 7

Sorted on best lap time

Super Lap Scotland

Knockhill 1.267 miles

Final - Class D

19/09/2021 16:00

Practice started at 16:18:33

Pos	No.	Name	Make/Model	Class Code	Laps	Best Tm	Diff	Best Speed	2nd Best
1	24	Marc DAWSON	Honda Civic Type R	SLS-D	2	58.528		77.926	
2	8	Henry SIMMONS	Renault RS Megane	SLS-D	2	1:01.458	2.930	74.211	
3	73	Bobby DAVEY	Lotus Elise S220 Cup	SLS-D	3	1:02.610	4.082	72.845	1:13.987

Clerk of the Course

Orbits

Sig : Nick Clarke Time :

Chief Timekeeper : Ian Sharp (SMART Timing)

Results available at www.smart-timing.co.uk and www.speedhive.com

Printed: 19/09/2021 16:22:52





Super Lap Scotland - Round 7

Super Lap Scotland	Knockhill 1.267 miles
Final - Class D	19/09/2021 16:00
Practice started at 16:18:33	

Lap	Time of Day	Lap Tm	S1	S2	S3	S2Spd	SFSpd	Lap	Time of Day	Lap Tm	S1	S2	S3	S2Spd	SFSpd
(24) Marc DAWSON															
1	16:20:24.029				18.987		96.4								
2	16:21:22.557	58.528			17.822		96.1								
(8) Henry SIMMONS															
1	16:20:06.567			31.963	19.206	86.4	90.6								
2	16:21:08.025	1:01.458	20.300	23.470	17.688	99.3	89.6								
(73) Bobby DAVEY															
1	16:19:45.257			29.102	20.933	83.7	94.7								
2	16:20:47.867	1:02.610	20.892	23.870	17.848	100.8	95.2								
3	16:22:01.854	1:13.987	23.127	27.280	23.580	89.7	33.6								



Bulletin No. _____

Super Lap Scotland - Round 7

Sorted on best lap time

Super Lap Scotland Knockhill 1.267 miles

Final - Class C 19/09/2021 16:10

Practice started at 16:22:26

Pos	No.	Name	Make/Model	Class Code	Laps	Best Tm	Diff	Best Speed	2nd Best
1	93	Michael OSBORNE Jnr	Mitsubishi Evo6	SLS-C	2	54.652		83.452	
2	92	Michael OSBORNE Snr	Mitsubishi Evo5	SLS-C	2	1:03.224	8.572	72.138	

Clerk of the Course Orbits

Sig : Nick Clarke Time :
 Chief Timekeeper : Ian Sharp (SMART Timing)
 Results available at www.smart-timing.co.uk and www.speedhive.com
 Printed: 19/09/2021 16:26:16





Bulletin No. _____

Super Lap Scotland - Round 7

Super Lap Scotland	Knockhill 1.267 miles
Final - Class C	19/09/2021 16:10
Practice started at 16:22:26	

Lap	Time of Day	Lap Tm	S1	S2	S3	S2Spd	SFSpd	Lap	Time of Day	Lap Tm	S1	S2	S3	S2Spd	SFSpd
-----	-------------	--------	----	----	----	-------	-------	-----	-------------	--------	----	----	----	-------	-------

(93) Michael OSBORNE Jnr															
1	16:23:58.209			27.925	18.952	76.9	108.8								
2	16:24:52.861	54.652	17.808	20.709	16.135	114.9	108.9								

(92) Michael OSBORNE Snr															
1	16:23:29.550				20.099		87.7								
2	16:24:32.774	1:03.224			18.638		91.3								

Clerk of the Course **Orbits**

Sig : Nick Clarke Time :
Chief Timekeeper : Ian Sharp (SMART Timing)
Results available at www.smart-timing.co.uk and www.speedhive.com
Printed: 19/09/2021 16:26:40





Bulletin No. _____

Super Lap Scotland - Round 7

Sorted on best lap time

Super Lap Scotland

Knockhill 1.267 miles

Final - Class Pro

19/09/2021 16:40

Practice started at 16:30:11

Pos	No.	Name	Make/Model	Class Code	Laps	Best Tm	Diff	Best Speed	2nd Best
1	62	Paul RANKIN	Westfield	SLS-P	4	52.015		87.683	54.710
2	79	Eric HOLMES	Mitsubishi Evo 6RS	SLS-P	4	53.395	1.380	85.417	1:20.346
3	10	Nev WOOD	Ariel Atom	SLS-P	6	55.680	3.665	81.912	5:23.408
4	81	Ian PITMAN	Subaru Impreza Type R	SLS-P	3	1:18.289	26.274	58.256	1:19.917

Announcements

Car No.10 awarded a re-run

Clerk of the Course

Sig : Nick Clarke Time :

Chief Timekeeper : Ian Sharp (SMART Timing)

Results available at www.smart-timing.co.uk and www.speedhive.com

Printed: 19/09/2021 16:42:08

Orbits





Super Lap Scotland - Round 7

Super Lap Scotland	Knockhill 1.267 miles
Final - Class Pro	19/09/2021 16:40
Practice started at 16:30:11	

Lap	Time of Day	Lap Tm	S1	S2	S3	S2Spd	SFSpd	Lap	Time of Day	Lap Tm	S1	S2	S3	S2Spd	SFSpd
(62) Paul RANKIN															
1	16:36:37.865				18.868		115.5								
2	16:37:32.575	54.710			15.692		121.1								
3	16:38:24.590	52.015			15.292		120.5								
4	16:39:50.800	1:26.210			31.510		25.6								
(79) Eric HOLMES															
1	16:36:07.027			26.295	19.507	74.9	104.7								
2	16:37:27.373	1:20.346	22.919	33.790	23.637	52.4	123.8								
3	16:38:20.768	53.395	17.529	20.276	15.590	125.9	122.5								
4	16:39:43.704	1:22.936	22.746	33.398	26.792	62.3	30.6								
(10) Nev WOOD															
1	16:31:39.497						114.1								
2	16:32:37.427	57.930					117.9								
3	16:33:33.813	56.386					109.8								
4	16:34:54.742	1:20.929					29.9								
5	16:40:18.150	5:23.408					115.7								
6	16:41:13.830	55.680					117.5								
(81) Ian PITMAN															
1	16:32:18.748				23.548		67.2								
2	16:33:37.037	1:18.289			22.399		118.1								
3	16:34:56.954	1:19.917			27.113		28.4								