



CNC HEADS SPORTS / SALOON CHAMPIONSHIP

Anglesey International Circuit

25th / 26th May 2019



Results Provided by Timing Solutions Ltd
www.tsl-timing.com

CNC Heads Sports/Saloon Championship

QUALIFYING - RACE 5 & RACE 8 - CLASSIFICATION

POS	NO	CL	PIC NAME	ENTRY	TIME	ON	LAPS	GAP	DIFF	MPH
1	32*	C	1 Danny BIRD	Spire GTR 1000	1:08.624	2	15			81.31
2	175	B	1 Andrew SOUTHCOTT	MG Modsport 2300	1:11.140	5	9	2.516	2.516	78.43
3	3	C	2 David HARVEY	Stuart Taylor Locosaki 1400	1:11.421	11	16	2.797	0.281	78.12
4	18*	B	2 Luke ARMIGER	Vauxhall Tigra 2495	1:11.990	7	14	3.366	0.569	77.51
5	13	B	3 Paul DOBSON	Locost 7 1602	1:12.007	8	16	3.383	0.017	77.49
6	57	E	1 Robert BURKINSHAW	Honda Integra 2189	1:14.284	3	13	5.660	2.277	75.11
7	39	E	2 Jamie CRYER	Ginetta G20 2000	1:15.655	9	15	7.031	1.371	73.75
8	60	A	1 Stephen KEENAN	MK Indy RR 2000	1:17.525	11	14	8.901	1.870	71.97
9	77	E	3 Steven PARKER	BMW Compact 2496	1:18.099	12	14	9.475	0.574	71.44
10	53	E	4 Nicholas BARTLETT	BMW E30 M3 2330	1:18.398	11	14	9.774	0.299	71.17
11	69	E	5 Chris MARIES	Honda Integra 1995	1:18.591	5	8	9.967	0.193	71.00
12	82	E	6 Graham SAUL	Porsche 928 5400	1:18.886	9	12	10.262	0.295	70.73
13	87	E	7 David JONES	Ford Focus Mk1 2000	1:19.018	8	8	10.394	0.132	70.61
14	27	D	1 Garry WARDLE	Mini Cooper S 1600	1:20.011	11	13	11.387	0.993	69.74
15	50	E	8 Neal O'LEARY	Ginetta G20 1796	1:20.372	7	10	11.748	0.361	69.42
16	75	C	3 Graeme SMITH	Caterham 7 Classic 1600	1:20.633	8	14	12.009	0.261	69.20
17	65*	B	4 Colin ROBINSON	Ford Escort 2500	1:20.835	4	4	12.211	0.202	69.02
18	66	E	9 Tony HARMAN	Ginetta G20 2000	1:20.950	12	13	12.326	0.115	68.93
19	40	E	10 Les KIRK	Honda Civic Type R 2000	1:21.555	12	13	12.931	0.605	68.42
20	88	E	11 Ian BRUCE	Honda Civic Type R 1998	1:21.575	4	9	12.951	0.020	68.40
21	45	D	2 Oliver THOMAS	Honda Civic 2000	1:21.878	12	14	13.254	0.303	68.15
22	78	F	1 Guy CARTER	Honda CRX 1595	1:23.428	6	13	14.804	1.550	66.88
23	76	E	12 Rob PHILLIPS	Renault Clio 2000	1:23.751	11	13	15.127	0.323	66.62
24	26	E	13 Connor MODRO	Ford Focus 2000	1:23.960	7	8	15.336	0.209	66.46
25	67	F	2 David BIRD	Honda Civic 1595	1:24.644	12	13	16.020	0.684	65.92
26	29	E	14 Angus EDDOWES	Renault Clio 2000	1:25.116	9	14	16.492	0.472	65.55
27	84	E	15 Peter KOUKOULAS	Toyota MR2 1800	1:26.208	13	14	17.584	1.092	64.72
28	37	E	16 Brian ALLEN	Ford Puma 1700	1:31.916	10	12	23.292	5.708	60.70
29	54	F	3 Paul GRIFFIN	Ford Fiesta 1596	1:32.312	3	6	23.688	0.396	60.44

Car 65 - intermittent transponder pick up - please try and modify location on the car before next session.
No. 18, 32 - 1 Lap time disallowed; exceeding track limits.

Weather / Track : Bright / Dry

These results are provisional until the conclusion of any judicial and technical matters.

Anglesey Coastal

Circuit Length = 1.5500 miles

Start: 10:38 Flag 10:58 End: 10:59

Clerk Of Course :		Timekeeper :	
-------------------	--	--------------	--

CNC Heads Sports/Saloon Championship

QUALIFYING - RACE 5 & RACE 8 - 2ND FASTEST CLASSIFICATION

POS	NO	CL	PIC NAME	ENTRY	TIME	ON	LAPS	GAP	DIFF	MPH
1	32*	C	1 Danny BIRD	Spire GTR 1000	1:08.784	10	15			81.12
2	3	C	2 David HARVEY	Stuart Taylor Locosaki 1400	1:11.573	12	16	2.789	2.789	77.96
3	18*	B	1 Luke ARMIGER	Vauxhall Tigra 2495	1:12.062	13	14	3.278	0.489	77.43
4	175	B	2 Andrew SOUTHCOTT	MG Modsport 2300	1:12.129	8	9	3.345	0.067	77.36
5	13	B	3 Paul DOBSON	Locost 7 1602	1:12.286	16	16	3.502	0.157	77.19
6	57	E	1 Robert BURKINSHAW	Honda Integra 2189	1:14.369	13	13	5.585	2.083	75.03
7	39	E	2 Jamie CRYER	Ginetta G20 2000	1:15.976	2	15	7.192	1.607	73.44
8	77	E	3 Steven PARKER	BMW Compact 2496	1:18.205	4	14	9.421	2.229	71.35
9	60	A	1 Stephen KEENAN	MK Indy RR 2000	1:18.325	12	14	9.541	0.120	71.24
10	69	E	4 Chris MARIES	Honda Integra 1995	1:19.037	7	8	10.253	0.712	70.60
11	53	E	5 Nicholas BARTLETT	BMW E30 M3 2330	1:19.374	12	14	10.590	0.337	70.30
12	82	E	6 Graham SAUL	Porsche 928 5400	1:19.432	10	12	10.648	0.058	70.24
13	87	E	7 David JONES	Ford Focus Mk1 2000	1:19.890	7	8	11.106	0.458	69.84
14	27	D	1 Garry WARDLE	Mini Cooper S 1600	1:20.396	9	13	11.612	0.506	69.40
15	75	C	3 Graeme SMITH	Caterham 7 Classic 1600	1:20.651	7	14	11.867	0.255	69.18
16	50	E	8 Neal O'LEARY	Ginetta G20 1796	1:20.741	5	10	11.957	0.090	69.11
17	66	E	9 Tony HARMAN	Ginetta G20 2000	1:21.671	9	13	12.887	0.930	68.32
18	40	E	10 Les KIRK	Honda Civic Type R 2000	1:21.987	10	13	13.203	0.316	68.06
19	88	E	11 Ian BRUCE	Honda Civic Type R 1998	1:22.058	3	9	13.274	0.071	68.00
20	45	D	2 Oliver THOMAS	Honda Civic 2000	1:22.221	11	14	13.437	0.163	67.86
21	65*	B	4 Colin ROBINSON	Ford Escort 2500	1:22.609	3	4	13.825	0.388	67.54
22	76	E	12 Rob PHILLIPS	Renault Clio 2000	1:24.013	12	13	15.229	1.404	66.41
23	26	E	13 Connor MODRO	Ford Focus 2000	1:24.099	6	8	15.315	0.086	66.35
24	78	F	1 Guy CARTER	Honda CRX 1595	1:24.162	11	13	15.378	0.063	66.30
25	67	F	2 David BIRD	Honda Civic 1595	1:24.736	4	13	15.952	0.574	65.85
26	29	E	14 Angus EDDOWES	Renault Clio 2000	1:25.335	13	14	16.551	0.599	65.38
27	84	E	15 Peter KOUKOULAS	Toyota MR2 1800	1:27.026	12	14	18.242	1.691	64.11
28	37	E	16 Brian ALLEN	Ford Puma 1700	1:32.404	9	12	23.620	5.378	60.38
29	54	F	3 Paul GRIFFIN	Ford Fiesta 1596	1:33.191	6	6	24.407	0.787	59.87

Car 65 - intermittent transponder pick up - please try and modify location on the car before next session.
No. 18, 32 - 1 Lap time disallowed; exceeding track limits.

Weather / Track : Bright / Dry

These results are provisional until the conclusion of any judicial and technical matters.

Anglesey Coastal

Circuit Length = 1.5500 miles

Start: 10:38 Flag 10:58 End: 10:59

Clerk Of Course :	Timekeeper :
-------------------	--------------

CNC Heads Sports/Saloon Championship

QUALIFYING - RACE 5 & RACE 8 - LAP ANALYSIS

DIFF = Difference To Personal Best Lap

P1 32 Danny BIRD				
LAP	LAP TIME	DIFF	MPH	TIME OF DAY
1 -	1:10.047	1.423	79.66	10:40:46.774
2 -	1:08.624 (1)		81.31	10:41:55.398
3 -	1:12.316	3.692	77.16	10:43:07.714
4 -	1:11.660	3.036	77.86	10:44:19.374
5 -	1:09.106 (3)	0.482	80.74	10:45:28.480
6 -	1:11.108	2.484	78.47	10:46:39.588
7 -	1:11.918 D	3.294	77.58	10:47:51.506
8 -	1:12.571	3.947	76.89	10:49:04.077
9 -	1:11.411	2.787	78.13	10:50:15.488
10 -	1:08.784 (2)	0.160	81.12	10:51:24.272
11 -	1:29.033	20.409	62.67	10:52:53.305
12 -	1:30.290 P	21.666	61.80	10:54:23.595
13 -	2:13.540	1:04.916	41.78	10:56:37.135
14 -	1:10.466	1.842	79.18	10:57:47.601
15 -	1:10.121	1.497	79.57	10:58:57.722

P2 175 Andrew SOUTHCOTT				
LAP	LAP TIME	DIFF	MPH	TIME OF DAY
1 -	1:36.645	25.505	57.73	10:40:30.885
2 -	1:14.453	3.313	74.94	10:41:45.338
3 -	1:12.784 (3)	1.644	76.66	10:42:58.122
4 -	1:13.046	1.906	76.39	10:44:11.168
5 -	1:11.140 (1)		78.43	10:45:22.308
6 -	1:15.349	4.209	74.05	10:46:37.657
7 -	1:14.063	2.923	75.34	10:47:51.720
8 -	1:12.129 (2)	0.989	77.36	10:49:03.849
9 -	1:32.177 P	21.037	60.53	10:50:36.026

P3 3 David HARVEY				
LAP	LAP TIME	DIFF	MPH	TIME OF DAY
1 -	1:35.196	23.775	58.61	10:40:26.222
2 -	1:15.478	4.057	73.92	10:41:41.700
3 -	1:12.798	1.377	76.65	10:42:54.498
4 -	1:11.790	0.369	77.72	10:44:06.288
5 -	1:12.967	1.546	76.47	10:45:19.255
6 -	1:14.513	3.092	74.88	10:46:33.768
7 -	1:12.640	1.219	76.81	10:47:46.408
8 -	1:13.751	2.330	75.66	10:49:00.159
9 -	1:13.301	1.880	76.12	10:50:13.460
10 -	1:13.209	1.788	76.22	10:51:26.669
11 -	1:11.421 (1)		78.12	10:52:38.090
12 -	1:11.573 (2)	0.152	77.96	10:53:49.663
13 -	1:11.666 (3)	0.245	77.86	10:55:01.329
14 -	1:12.550	1.129	76.91	10:56:13.879
15 -	1:14.643	3.222	74.75	10:57:28.522
16 -	1:16.076	4.655	73.34	10:58:44.598

P4 18 Luke ARMIGER				
LAP	LAP TIME	DIFF	MPH	TIME OF DAY
1 -	1:36.051	24.061	58.09	10:40:24.585
2 -	1:15.128	3.138	74.27	10:41:39.713
3 -	1:13.023	1.033	76.41	10:42:52.736
4 -	1:12.275	0.285	77.20	10:44:05.011
5 -	1:15.010 P	3.020	74.39	10:45:20.021
6 -	1:56.872	44.882	47.74	10:47:16.893
7 -	1:11.990 (1)		77.51	10:48:28.883
8 -	1:12.087 (3)	0.097	77.40	10:49:40.970
9 -	1:12.894 D	0.901	76.55	10:50:53.861
10 -	1:13.241	1.251	76.18	10:52:07.102

DIFF = Difference To Personal Best Lap

11 -	1:21.514 P	9.524	68.45	10:53:28.616
12 -	2:32.625	1:20.635	36.56	10:56:01.241
13 -	1:12.062 (2)	0.072	77.43	10:57:13.303
14 -	1:12.462	0.472	77.00	10:58:25.765

P5 13 Paul DOBSON				
LAP	LAP TIME	DIFF	MPH	TIME OF DAY
1 -	1:36.621	24.614	57.75	10:40:33.685
2 -	1:15.476	3.469	73.93	10:41:49.161
3 -	1:14.644	2.637	74.75	10:43:03.805
4 -	1:12.370	0.363	77.10	10:44:16.175
5 -	1:13.353	1.346	76.07	10:45:29.528
6 -	1:12.659	0.652	76.79	10:46:42.187
7 -	1:13.101	1.094	76.33	10:47:55.288
8 -	1:12.007 (1)		77.49	10:49:07.295
9 -	1:20.857	8.850	69.01	10:50:28.152
10 -	1:12.577	0.570	76.88	10:51:40.729
11 -	1:17.780	5.773	71.74	10:52:58.509
12 -	1:12.302 (3)	0.295	77.17	10:54:10.811
13 -	1:12.980	0.973	76.45	10:55:23.791
14 -	1:12.982	0.975	76.45	10:56:36.773
15 -	1:16.397	4.390	73.04	10:57:53.170
16 -	1:12.286 (2)	0.279	77.19	10:59:05.456

P6 57 Robert BURKINSHAW				
LAP	LAP TIME	DIFF	MPH	TIME OF DAY
1 -	1:21.822	7.538	68.19	10:41:13.811
2 -	1:17.250	2.966	72.23	10:42:31.061
3 -	1:14.284 (1)		75.11	10:43:45.345
4 -	1:14.620 (3)	0.336	74.77	10:44:59.965
5 -	1:14.778	0.494	74.62	10:46:14.743
6 -	1:26.754	12.470	64.32	10:47:41.497
7 -	1:27.725	13.441	63.60	10:49:09.222
8 -	1:21.498 P	7.214	68.46	10:50:30.720
9 -	2:42.042	1:27.758	34.43	10:53:12.762
10 -	1:15.270	0.986	74.13	10:54:28.032
11 -	1:14.840	0.556	74.55	10:55:42.872
12 -	1:24.970	10.686	65.67	10:57:07.842
13 -	1:14.369 (2)	0.085	75.03	10:58:22.211

P7 39 Jamie CRYER				
LAP	LAP TIME	DIFF	MPH	TIME OF DAY
1 -	1:17.593	1.938	71.91	10:40:56.169
2 -	1:15.976 (2)	0.321	73.44	10:42:12.145
3 -	1:16.603	0.948	72.84	10:43:28.748
4 -	1:18.402	2.747	71.17	10:44:47.150
5 -	1:18.176	2.521	71.37	10:46:05.326
6 -	1:19.460	3.805	70.22	10:47:24.786
7 -	1:18.210	2.555	71.34	10:48:42.996
8 -	1:16.249	0.594	73.18	10:49:59.245
9 -	1:15.655 (1)		73.75	10:51:14.900
10 -	1:16.302	0.647	73.13	10:52:31.202
11 -	1:16.198	0.543	73.23	10:53:47.400
12 -	1:18.889	3.234	70.73	10:55:06.289
13 -	1:16.093 (3)	0.438	73.33	10:56:22.382
14 -	1:17.365	1.710	72.12	10:57:39.747
15 -	1:16.804	1.149	72.65	10:58:56.551

P8 60 Stephen KEENAN				
LAP	LAP TIME	DIFF	MPH	TIME OF DAY
1 -	1:25.136	7.611	65.54	10:41:13.459

Weather / Track : Bright / Dry

Anglesey Coastal

Circuit Length = 1.5500 miles

Start: 10:38 Flag 10:58 End: 10:59

CNC Heads Sports/Saloon Championship

QUALIFYING - RACE 5 & RACE 8 - LAP ANALYSIS

DIFF = Difference To Personal Best Lap

2 -	1:22.530	5.005	67.61	10:42:35.989
3 -	1:20.024	2.499	69.72	10:43:56.013
4 -	1:18.669	1.144	70.93	10:45:14.682
5 -	1:22.031	4.506	68.02	10:46:36.713
6 -	1:21.270	3.745	68.66	10:47:57.983
7 -	1:18.551 (3)	1.026	71.03	10:49:16.534
8 -	1:19.242	1.717	70.41	10:50:35.776
9 -	1:19.869	2.344	69.86	10:51:55.645
10 -	1:18.704	1.179	70.89	10:53:14.349
11 -	1:17.525 (1)		71.97	10:54:31.874
12 -	1:18.325 (2)	0.800	71.24	10:55:50.199
13 -	1:20.224	2.699	69.55	10:57:10.423
14 -	1:57.127 P	39.602	47.64	10:59:07.550

P9 77 Steven PARKER

LAP	LAP TIME	DIFF	MPH	TIME OF DAY
1 -	1:24.560	6.461	65.98	10:41:15.882
2 -	1:21.584	3.485	68.39	10:42:37.466
3 -	1:19.485	1.386	70.20	10:43:56.951
4 -	1:18.205 (2)	0.106	71.35	10:45:15.156
5 -	1:18.641 (3)	0.542	70.95	10:46:33.797
6 -	1:19.125	1.026	70.52	10:47:52.922
7 -	1:19.092	0.993	70.55	10:49:12.014
8 -	1:20.851	2.752	69.01	10:50:32.865
9 -	1:28.539	10.440	63.02	10:52:01.404
10 -	1:21.720	3.621	68.28	10:53:23.124
11 -	1:31.428	13.329	61.03	10:54:54.552
12 -	1:18.099 (1)		71.44	10:56:12.651
13 -	1:19.609	1.510	70.09	10:57:32.260
14 -	1:20.113	2.014	69.65	10:58:52.373

P10 53 Nicholas BARTLETT

LAP	LAP TIME	DIFF	MPH	TIME OF DAY
1 -	1:25.137	6.739	65.54	10:41:23.813
2 -	1:24.018	5.620	66.41	10:42:47.831
3 -	1:21.879	3.481	68.14	10:44:09.710
4 -	1:23.681	5.283	66.68	10:45:33.391
5 -	1:21.511	3.113	68.45	10:46:54.902
6 -	1:20.292	1.894	69.49	10:48:15.194
7 -	1:20.144	1.746	69.62	10:49:35.338
8 -	1:23.715	5.317	66.65	10:50:59.053
9 -	1:19.503	1.105	70.18	10:52:18.556
10 -	1:19.477 (3)	1.079	70.20	10:53:38.033
11 -	1:18.398 (1)		71.17	10:54:56.431
12 -	1:19.374 (2)	0.976	70.30	10:56:15.805
13 -	1:20.218	1.820	69.56	10:57:36.023
14 -	1:33.901 P	15.503	59.42	10:59:09.924

P11 69 Chris MARIES

LAP	LAP TIME	DIFF	MPH	TIME OF DAY
1 -	1:48.833	30.242	51.27	10:39:56.446
2 -	1:19.598	1.007	70.10	10:41:16.044
3 -	1:19.117 (3)	0.526	70.52	10:42:35.161
4 -	1:19.386	0.795	70.28	10:43:54.547
5 -	1:18.591 (1)		71.00	10:45:13.138
6 -	1:19.464	0.873	70.22	10:46:32.602
7 -	1:19.037 (2)	0.446	70.60	10:47:51.639
8 -	1:26.113 P	7.522	64.79	10:49:17.752

DIFF = Difference To Personal Best Lap

P12 82 Graham SAUL				
LAP	LAP TIME	DIFF	MPH	TIME OF DAY
1 -	1:32.602	13.716	60.25	10:41:38.788
2 -	1:27.320	8.434	63.90	10:43:06.108
3 -	1:24.326	5.440	66.17	10:44:30.434
4 -	1:24.408	5.522	66.10	10:45:54.842
5 -	1:25.022	6.136	65.63	10:47:19.864
6 -	1:25.644	6.758	65.15	10:48:45.508
7 -	1:21.858	2.972	68.16	10:50:07.366
8 -	1:22.220	3.334	67.86	10:51:29.586
9 -	1:18.886 (1)		70.73	10:52:48.472
10 -	1:19.432 (2)	0.546	70.24	10:54:07.904
11 -	1:21.612 (3)	2.726	68.37	10:55:29.516
12 -	1:52.276 P	33.390	49.69	10:57:21.792

P13 87 David JONES

LAP	LAP TIME	DIFF	MPH	TIME OF DAY
1 -	1:49.328	30.310	51.03	10:40:17.709
2 -	1:29.424	10.406	62.39	10:41:47.133
3 -	1:23.726	4.708	66.64	10:43:10.859
4 -	1:22.155	3.137	67.92	10:44:33.014
5 -	1:21.451 (3)	2.433	68.50	10:45:54.465
6 -	1:22.142	3.124	67.93	10:47:16.607
7 -	1:19.890 (2)	0.872	69.84	10:48:36.497
8 -	1:19.018 (1)		70.61	10:49:55.515

P14 27 Garry WARDLE

LAP	LAP TIME	DIFF	MPH	TIME OF DAY
1 -	1:43.101	23.090	54.12	10:41:45.184
2 -	1:25.508	5.497	65.25	10:43:10.692
3 -	1:25.755	5.744	65.06	10:44:36.447
4 -	1:23.286	3.275	66.99	10:45:59.733
5 -	1:22.186	2.175	67.89	10:47:21.919
6 -	1:22.607	2.596	67.54	10:48:44.526
7 -	1:21.047 (3)	1.036	68.84	10:50:05.573
8 -	1:21.777	1.766	68.23	10:51:27.350
9 -	1:20.396 (2)	0.385	69.40	10:52:47.746
10 -	1:21.068	1.057	68.83	10:54:08.814
11 -	1:20.011 (1)		69.74	10:55:28.825
12 -	1:21.559	1.548	68.41	10:56:50.384
13 -	1:22.260	2.249	67.83	10:58:12.644

P15 50 Neal O'LEARY

LAP	LAP TIME	DIFF	MPH	TIME OF DAY
1 -	1:46.392	26.020	52.44	10:40:20.075
2 -	1:27.803	7.431	63.55	10:41:47.878
3 -	1:23.616	3.244	66.73	10:43:11.494
4 -	1:22.565	2.193	67.58	10:44:34.059
5 -	1:20.741 (2)	0.369	69.11	10:45:54.800
6 -	1:20.782 (3)	0.410	69.07	10:47:15.582
7 -	1:20.372 (1)		69.42	10:48:35.954
8 -	1:46.418	26.046	52.43	10:50:22.372
9 -	1:23.355	2.983	66.94	10:51:45.727
10 -	1:54.323 P	33.951	48.80	10:53:40.050

P16 75 Graeme SMITH

LAP	LAP TIME	DIFF	MPH	TIME OF DAY
1 -	1:22.228	1.595	67.86	10:41:11.060
2 -	1:22.116	1.483	67.95	10:42:33.176
3 -	1:22.060	1.427	67.99	10:43:55.236

Anglesey Coastal

Circuit Length = 1.5500 miles

Start: 10:38 Flag 10:58 End: 10:59

Weather / Track : Bright / Dry

CNC Heads Sports/Saloon Championship

QUALIFYING - RACE 5 & RACE 8 - LAP ANALYSIS

DIFF = Difference To Personal Best Lap

4 -	1:20.885 (3)	0.252	68.98	10:45:16.121
5 -	1:22.207	1.574	67.87	10:46:38.328
6 -	1:21.307	0.674	68.62	10:47:59.635
7 -	1:20.651 (2)	0.018	69.18	10:49:20.286
8 -	1:20.633 (1)		69.20	10:50:40.919
9 -	1:21.452	0.819	68.50	10:52:02.371
10 -	1:22.163	1.530	67.91	10:53:24.534
11 -	1:21.685	1.052	68.31	10:54:46.219
12 -	1:21.060	0.427	68.83	10:56:07.279
13 -	1:21.020	0.387	68.87	10:57:28.299
14 -	1:21.212	0.579	68.70	10:58:49.511

P17 65 Colin ROBINSON

LAP	LAP TIME	DIFF	MPH	TIME OF DAY
1 -	1:53.611	32.776	49.11	10:40:31.118
2 -	1:23.897 (3)	3.062	66.51	10:41:55.015
3 -	1:22.609 (2)	1.774	67.54	10:43:17.624
4 -	1:20.835 (1)		69.02	10:44:38.459

P18 66 Tony HARMAN

LAP	LAP TIME	DIFF	MPH	TIME OF DAY
1 -	1:54.310	33.360	48.81	10:40:33.489
2 -	1:29.330	8.380	62.46	10:42:02.819
3 -	1:27.931	6.981	63.45	10:43:30.750
4 -	1:23.383	2.433	66.92	10:44:54.133
5 -	1:23.363	2.413	66.93	10:46:17.496
6 -	1:22.694	1.744	67.47	10:47:40.190
7 -	1:22.259	1.309	67.83	10:49:02.449
8 -	1:23.393	2.443	66.91	10:50:25.842
9 -	1:21.671 (2)	0.721	68.32	10:51:47.513
10 -	1:32.746	11.796	60.16	10:53:20.259
11 -	1:22.027 (3)	1.077	68.02	10:54:42.286
12 -	1:20.950 (1)		68.93	10:56:03.236
13 -	1:33.555 P	12.605	59.64	10:57:36.791

P19 40 Les KIRK

LAP	LAP TIME	DIFF	MPH	TIME OF DAY
1 -	1:24.805	3.250	65.79	10:41:19.485
2 -	1:23.284	1.729	67.00	10:42:42.769
3 -	1:23.174	1.619	67.08	10:44:05.943
4 -	1:24.576	3.021	65.97	10:45:30.519
5 -	1:24.037	2.482	66.39	10:46:54.556
6 -	1:28.357 P	6.802	63.15	10:48:22.913
7 -	2:09.076	47.521	43.23	10:50:31.989
8 -	1:24.862	3.307	65.75	10:51:56.851
9 -	1:24.416	2.861	66.10	10:53:21.267
10 -	1:21.987 (2)	0.432	68.06	10:54:43.254
11 -	1:22.966 (3)	1.411	67.25	10:56:06.220
12 -	1:21.555 (1)		68.42	10:57:27.775
13 -	1:24.040	2.485	66.39	10:58:51.815

P20 88 Ian BRUCE

LAP	LAP TIME	DIFF	MPH	TIME OF DAY
1 -	1:25.593 P	4.018	65.19	10:41:05.150
2 -	2:23.321	1:01.746	38.93	10:43:28.471
3 -	1:22.058 (2)	0.483	68.00	10:44:50.529
4 -	1:21.575 (1)		68.40	10:46:12.104
5 -	1:22.601 (3)	1.026	67.55	10:47:34.705
6 -	1:24.787	3.212	65.81	10:48:59.492
7 -	1:23.502	1.927	66.82	10:50:22.994
8 -	1:23.554	1.979	66.78	10:51:46.548

DIFF = Difference To Personal Best Lap

9 -	1:50.371 P	28.796	50.55	10:53:36.919
P21 45 Oliver THOMAS				
LAP	LAP TIME	DIFF	MPH	TIME OF DAY
1 -	1:57.611	35.733	47.44	10:40:08.392
2 -	1:28.439	6.561	63.09	10:41:36.831
3 -	1:25.173	3.295	65.51	10:43:02.004
4 -	1:25.217	3.339	65.48	10:44:27.221
5 -	1:25.168	3.290	65.51	10:45:52.389
6 -	1:26.718	4.840	64.34	10:47:19.107
7 -	1:24.981	3.103	65.66	10:48:44.088
8 -	1:24.149	2.271	66.31	10:50:08.237
9 -	1:23.384	1.506	66.91	10:51:31.621
10 -	1:23.130	1.252	67.12	10:52:54.751
11 -	1:22.221 (2)	0.343	67.86	10:54:16.972
12 -	1:23.428 (1)		68.15	10:55:38.850
13 -	1:23.665	1.787	66.69	10:57:02.515
14 -	1:23.125 (3)	1.247	67.12	10:58:25.640

P22 78 Guy CARTER

LAP	LAP TIME	DIFF	MPH	TIME OF DAY
1 -	1:30.478	7.050	61.67	10:41:37.508
2 -	1:25.988	2.560	64.89	10:43:03.496
3 -	1:24.333	0.905	66.16	10:44:27.829
4 -	1:25.420	1.992	65.32	10:45:53.249
5 -	1:36.110	12.682	58.05	10:47:29.359
6 -	1:23.428 (1)		66.88	10:48:52.787
7 -	1:24.656	1.228	65.91	10:50:17.443
8 -	1:24.483	1.055	66.04	10:51:41.926
9 -	1:24.221 (3)	0.793	66.25	10:53:06.147
10 -	1:24.272	0.844	66.21	10:54:30.419
11 -	1:24.162 (2)	0.734	66.30	10:55:54.581
12 -	1:25.454	2.026	65.29	10:57:20.035
13 -	1:24.404	0.976	66.11	10:58:44.439

P23 76 Rob PHILLIPS

LAP	LAP TIME	DIFF	MPH	TIME OF DAY
1 -	1:55.313	31.562	48.39	10:40:09.307
2 -	1:30.271	6.520	61.81	10:41:39.578
3 -	1:28.342	4.591	63.16	10:43:07.920
4 -	1:31.743	7.992	60.82	10:44:39.663
5 -	1:25.819	2.068	65.02	10:46:05.482
6 -	1:30.650	6.899	61.55	10:47:36.132
7 -	1:24.490	0.739	66.04	10:49:00.622
8 -	1:27.834	4.083	63.52	10:50:28.456
9 -	1:24.235 (3)	0.484	66.24	10:51:52.691
10 -	1:25.353	1.602	65.37	10:53:18.044
11 -	1:23.751 (1)		66.62	10:54:41.795
12 -	1:24.013 (2)	0.262	66.41	10:56:05.808
13 -	1:36.371 P	12.620	57.90	10:57:42.179

P24 26 Connor MODRO

LAP	LAP TIME	DIFF	MPH	TIME OF DAY
1 -	1:51.302	27.342	50.13	10:40:17.284
2 -	1:29.160	5.200	62.58	10:41:46.444
3 -	1:29.350	5.390	62.45	10:43:15.794
4 -	1:25.417	1.457	65.32	10:44:41.211
5 -	1:26.046	2.086	64.84	10:46:07.257
6 -	1:24.099 (2)	0.139	66.35	10:47:31.356
7 -	1:23.960 (1)		66.46	10:48:55.316
8 -	1:24.256 (3)	0.296	66.22	10:50:19.572

Weather / Track : Bright / Dry

Anglesey Coastal

Circuit Length = 1.5500 miles

Start: 10:38 Flag 10:58 End: 10:59

CNC Heads Sports/Saloon Championship

QUALIFYING - RACE 5 & RACE 8 - LAP ANALYSIS

DIFF = Difference To Personal Best Lap

P25 67 David BIRD				
LAP	LAP TIME	DIFF	MPH	TIME OF DAY
1 -	1:32.552	7.908	60.29	10:41:27.023
2 -	1:25.811 (3)	1.167	65.02	10:42:52.834
3 -	1:26.017	1.373	64.87	10:44:18.851
4 -	1:24.736 (2)	0.092	65.85	10:45:43.587
5 -	1:30.156	5.512	61.89	10:47:13.743
6 -	1:37.881	13.237	57.00	10:48:51.624
7 -	1:29.595	4.951	62.28	10:50:21.219
8 -	1:29.671	5.027	62.22	10:51:50.890
9 -	1:29.112	4.468	62.61	10:53:20.002
10 -	1:30.897	6.253	61.38	10:54:50.899
11 -	1:26.074	1.430	64.82	10:56:16.973
12 -	1:24.644 (1)		65.92	10:57:41.617
13 -	1:26.134	1.490	64.78	10:59:07.751

P26 29 Angus EDDOWES				
LAP	LAP TIME	DIFF	MPH	TIME OF DAY
1 -	1:53.088	27.972	49.34	10:40:11.479
2 -	1:28.648	3.532	62.94	10:41:40.127
3 -	1:29.072	3.956	62.64	10:43:09.199
4 -	1:28.311	3.195	63.18	10:44:37.510
5 -	1:27.181	2.065	64.00	10:46:04.691
6 -	1:26.299	1.183	64.65	10:47:30.990
7 -	1:28.907	3.791	62.76	10:48:59.897
8 -	1:30.596	5.480	61.59	10:50:30.493
9 -	1:25.116 (1)		65.55	10:51:55.609
10 -	1:26.609	1.493	64.42	10:53:22.218
11 -	1:25.345 (3)	0.229	65.38	10:54:47.563
12 -	1:26.723	1.607	64.34	10:56:14.286
13 -	1:25.335 (2)	0.219	65.38	10:57:39.621
14 -	1:36.572 P	11.456	57.78	10:59:16.193

P27 84 Peter KOUKOULAS				
LAP	LAP TIME	DIFF	MPH	TIME OF DAY
1 -	1:47.539	21.331	51.88	10:40:18.751
2 -	1:33.906	7.698	59.42	10:41:52.657
3 -	1:28.644	2.436	62.94	10:43:21.301
4 -	1:28.524	2.316	63.03	10:44:49.825
5 -	1:27.230 (3)	1.022	63.96	10:46:17.055
6 -	1:28.230	2.022	63.24	10:47:45.285
7 -	1:30.345	4.137	61.76	10:49:15.630
8 -	1:28.054	1.846	63.37	10:50:43.684
9 -	1:27.394	1.186	63.84	10:52:11.078
10 -	1:27.676	1.468	63.64	10:53:38.754
11 -	1:28.231	2.023	63.24	10:55:06.985
12 -	1:27.026 (2)	0.818	64.11	10:56:34.011
13 -	1:26.208 (1)		64.72	10:58:00.219
14 -	1:27.583	1.375	63.71	10:59:27.802

P28 37 Brian ALLEN				
LAP	LAP TIME	DIFF	MPH	TIME OF DAY
1 -	1:53.438	21.522	49.19	10:40:16.917
2 -	1:37.902	5.986	56.99	10:41:54.819
3 -	1:33.495	1.579	59.68	10:43:28.314
4 -	1:33.618	1.702	59.60	10:45:01.932
5 -	1:36.044	4.128	58.09	10:46:37.976
6 -	1:41.450 P	9.534	55.00	10:48:19.426
7 -	2:52.158	1:20.242	32.41	10:51:11.584
8 -	1:32.516 (3)	0.600	60.31	10:52:44.100

DIFF = Difference To Personal Best Lap

9 -	1:32.404 (2)	0.488	60.38	10:54:16.504
10 -	1:31.916 (1)		60.70	10:55:48.420
11 -	1:34.427	2.511	59.09	10:57:22.847
12 -	1:34.850	2.934	58.83	10:58:57.697

P29 54 Paul GRIFFIN				
LAP	LAP TIME	DIFF	MPH	TIME OF DAY
1 -	1:40.792	8.480	55.36	10:50:40.758
2 -	1:33.862 (3)	1.550	59.44	10:52:14.620
3 -	1:32.312 (1)		60.44	10:53:46.932
4 -	1:35.055	2.743	58.70	10:55:21.987
5 -	1:42.336	10.024	54.52	10:57:04.323
6 -	1:33.191 (2)	0.879	59.87	10:58:37.514

Weather / Track : Bright / Dry

Anglesey Coastal

Circuit Length = 1.5500 miles

Start: 10:38 Flag 10:58 End: 10:59

CNC Heads Sports/Saloon Championship

QUALIFYING - RACE 5 & RACE 8 - STATISTICS

Competitors Started 29
Planned Start 2019-05-25 @ 10:55:00.000
Actual Start 2019-05-25 @ 10:38:07.444
Finish Time 2019-05-25 @ 10:58:12.643
Track Length 1.5500mi.
Total Laps 351
Total Distance Covered 544.0536mi.

Session Fastest Lap History

NO	CL	NAME	LAP TIME	TIME OF DAY	LAP	VEHICLE
65	B	Colin ROBINSON	1:53.611	10:40:31.189	1	Ford Escort 2500
32	C	Danny BIRD	1:10.047	10:40:46.798	1	Spire GTR 1000
32	C	Danny BIRD	1:08.624	10:41:55.423	2	Spire GTR 1000

Flag History

TYPE	TIME OF DAY
GREEN	10:38:07.444
FINISH	10:58:12.643

Flag Statistics

TYPE	COUNT	TOTAL LAPS	TOTAL TIME
Green	1	16	21:37.818
Red	0	0	0.000
Safety Car	0	0	0.000
FCY	0	0	0.000

Weather / Track : Bright / Dry

These results are provisional until the conclusion of any judicial and technical matters.

Anglesey Coastal
 Circuit Length = 1.5500 miles
 Start: 10:38 Flag 10:58 End: 10:59

Clerk Of Course :	Timekeeper :
-------------------	--------------

CNC Heads Sports/Saloon Championship

QUALIFYING - RACE 5 & RACE 8 - STATISTICS

CLASS : A

1 Starters

Fastest Lap History

NO	NAME	LAP TIME	TIME OF DAY	LAP	VEHICLE
60	Stephen KEENAN	1:25.136	10:41:13.481	1	MK Indy RR 2000
60	Stephen KEENAN	1:22.530	10:42:36.012	2	MK Indy RR 2000
60	Stephen KEENAN	1:20.024	10:43:56.035	3	MK Indy RR 2000
60	Stephen KEENAN	1:18.669	10:45:14.705	4	MK Indy RR 2000
60	Stephen KEENAN	1:18.551	10:49:16.556	7	MK Indy RR 2000
60	Stephen KEENAN	1:17.525	10:54:31.896	11	MK Indy RR 2000

Weather / Track : Bright / Dry

These results are provisional until the conclusion of any judicial and technical matters.

Anglesey Coastal

Circuit Length = 1.5500 miles

Start: 10:38 Flag 10:58 End: 10:59

Clerk Of Course :

Timekeeper :

CNC Heads Sports/Saloon Championship

QUALIFYING - RACE 5 & RACE 8 - STATISTICS

CLASS : B

4 Starters

Fastest Lap History

NO	NAME	LAP TIME	TIME OF DAY	LAP	VEHICLE
65	Colin ROBINSON	1:53.611	10:40:31.189	1	Ford Escort 2500
18	Luke ARMIGER	1:15.128	10:41:39.746	2	Vauxhall Tigra 2495
175	Andrew SOUTHCOTT	1:14.453	10:41:45.366	2	MG Modsport 2300
18	Luke ARMIGER	1:13.023	10:42:52.770	3	Vauxhall Tigra 2495
175	Andrew SOUTHCOTT	1:12.784	10:42:58.149	3	MG Modsport 2300
18	Luke ARMIGER	1:12.275	10:44:05.045	4	Vauxhall Tigra 2495
175	Andrew SOUTHCOTT	1:11.140	10:45:22.335	5	MG Modsport 2300

Weather / Track : Bright / Dry

These results are provisional until the conclusion of any judicial and technical matters.

Anglesey Coastal

Circuit Length = 1.5500 miles

Start: 10:38 Flag 10:58 End: 10:59

Clerk Of Course :

Timekeeper :

CNC Heads Sports/Saloon Championship

QUALIFYING - RACE 5 & RACE 8 - STATISTICS

CLASS : C

3 Starters

Fastest Lap History

NO	NAME	LAP TIME	TIME OF DAY	LAP	VEHICLE
32	Danny BIRD	1:10.047	10:40:46.798	1	Spire GTR 1000
32	Danny BIRD	1:08.624	10:41:55.423	2	Spire GTR 1000

Weather / Track : Bright / Dry

These results are provisional until the conclusion of any judicial and technical matters.

Anglesey Coastal

Circuit Length = 1.5500 miles

Start: 10:38 Flag 10:58 End: 10:59

Clerk Of Course :

Timekeeper :

CNC Heads Sports/Saloon Championship

QUALIFYING - RACE 5 & RACE 8 - STATISTICS

CLASS : D

2 Starters

Fastest Lap History

NO	NAME	LAP TIME	TIME OF DAY	LAP	VEHICLE
45	Oliver THOMAS	1:28.439	10:41:36.904	2	Honda Civic 2000
45	Oliver THOMAS	1:25.173	10:43:02.079	3	Honda Civic 2000
45	Oliver THOMAS	1:25.168	10:45:52.462	5	Honda Civic 2000
27	Garry WARDLE	1:23.286	10:45:59.754	4	Mini Cooper S 1600
27	Garry WARDLE	1:22.186	10:47:21.940	5	Mini Cooper S 1600
27	Garry WARDLE	1:21.047	10:50:05.595	7	Mini Cooper S 1600
27	Garry WARDLE	1:20.396	10:52:47.768	9	Mini Cooper S 1600
27	Garry WARDLE	1:20.011	10:55:28.846	11	Mini Cooper S 1600

Weather / Track : Bright / Dry

These results are provisional until the conclusion of any judicial and technical matters.

Anglesey Coastal

Circuit Length = 1.5500 miles

Start: 10:38 Flag 10:58 End: 10:59

Clerk Of Course :

Timekeeper :

CNC Heads Sports/Saloon Championship

QUALIFYING - RACE 5 & RACE 8 - STATISTICS

CLASS : E

16 Starters

Fastest Lap History

NO	NAME	LAP TIME	TIME OF DAY	LAP	VEHICLE
39	Jamie CRYER	1:17.593	10:40:56.201	1	Ginetta G20 2000
39	Jamie CRYER	1:15.976	10:42:12.177	2	Ginetta G20 2000
57	Robert BURKINSHAW	1:14.284	10:43:45.376	3	Honda Integra 2189

Weather / Track : Bright / Dry

These results are provisional until the conclusion of any judicial and technical matters.

Anglesey Coastal

Circuit Length = 1.5500 miles

Start: 10:38 Flag 10:58 End: 10:59

Clerk Of Course :

Timekeeper :

CNC Heads Sports/Saloon Championship

QUALIFYING - RACE 5 & RACE 8 - STATISTICS

CLASS : F

3 Starters

Fastest Lap History

NO	NAME	LAP TIME	TIME OF DAY	LAP	VEHICLE
67	David BIRD	1:32.552	10:41:27.047	1	Honda Civic 1595
78	Guy CARTER	1:30.478	10:41:37.540	1	Honda CRX 1595
67	David BIRD	1:25.811	10:42:52.834	2	Honda Civic 1595
78	Guy CARTER	1:24.333	10:44:27.860	3	Honda CRX 1595
78	Guy CARTER	1:23.428	10:48:52.818	6	Honda CRX 1595

Weather / Track : Bright / Dry

These results are provisional until the conclusion of any judicial and technical matters.

Anglesey Coastal

Circuit Length = 1.5500 miles

Start: 10:38 Flag 10:58 End: 10:59

Clerk Of Course :


Timekeeper :

CNC Heads Sports/Saloon Championship

RACE 5 - GRID (20 minutes / 1 Laps)

ROW 15			29	54	1:32.312 Paul GRIFFIN		
ROW 14	28	37	1:31.916 Brian ALLEN	27	84	1:26.208 Peter KOUKOULAS	
ROW 13		26	29	1:25.116 Angus EDDOWES	25	67	1:24.644 David BIRD
ROW 12	24	26	1:23.960 Connor MODRO	23	76	1:23.751 Rob PHILLIPS	
ROW 11		22	78	1:23.428 Guy CARTER	21	45	1:21.878 Oliver THOMAS
ROW 10	20	88	1:21.575 Ian BRUCE	19	40	1:21.555 Les KIRK	
ROW 9		18	66	1:20.950 Tony HARMAN	17	65	1:20.835 Colin ROBINSON
ROW 8	16	75	1:20.633 Graeme SMITH	15	50	1:20.372 Neal O'LEARY	
ROW 7		14	27	1:20.011 Garry WARDLE	13	87	1:19.018 David JONES
ROW 6	12	82	1:18.886 Graham SAUL	11	69	1:18.591 Chris MARIES	
ROW 5		10	53	1:18.398 Nicholas BARTLETT	9	77	1:18.099 Steven PARKER
ROW 4	8	60	1:17.525 Stephen KEENAN	7	39	1:15.655 Jamie CRYER	
ROW 3		6	57	1:14.284 Robert BURKINSHAW	5	13	1:12.007 Paul DOBSON
ROW 2	4	18	1:11.990 Luke ARMIGER	3	3	1:11.421 David HARVEY	
ROW 1		2	175	1:11.140 Andrew SOUTHCOTT	1	32	1:08.624 Danny BIRD

Pole



Anglesey Coastal
Circuit Length = 1.5500 miles

These results are provisional until the conclusion of any judicial and technical matters.


Clerk Of Course :		Timekeeper :	
-------------------	--	--------------	--

CNC Heads Sports/Saloon Championship

RACE 8 - GRID (20 minutes / 1 Laps)

ROW 15			29	54	1:33.191 Paul GRIFFIN		
ROW 14	28	37	1:32.404 Brian ALLEN	27	84	1:27.026 Peter KOUKOULAS	
ROW 13		26	29	1:25.335 Angus EDDOWES	25	67	1:24.736 David BIRD
ROW 12	24	78	1:24.162 Guy CARTER	23	26	1:24.099 Connor MODRO	
ROW 11		22	76	1:24.013 Rob PHILLIPS	21	65	1:22.609 Colin ROBINSON
ROW 10	20	45	1:22.221 Oliver THOMAS	19	88	1:22.058 Ian BRUCE	
ROW 9		18	40	1:21.987 Les KIRK	17	66	1:21.671 Tony HARMAN
ROW 8	16	50	1:20.741 Neal O'LEARY	15	75	1:20.651 Graeme SMITH	
ROW 7		14	27	1:20.396 Garry WARDLE	13	87	1:19.890 David JONES
ROW 6	12	82	1:19.432 Graham SAUL	11	53	1:19.374 Nicholas BARTLETT	
ROW 5		10	69	1:19.037 Chris MARIES	9	60	1:18.325 Stephen KEENAN
ROW 4	8	77	1:18.205 Steven PARKER	7	39	1:15.976 Jamie CRYER	
ROW 3		6	57	1:14.369 Robert BURKINSHAW	5	13	1:12.286 Paul DOBSON
ROW 2	4	175	1:12.129 Andrew SOUTHCOTT	3	18	1:12.062 Luke ARMIGER	
ROW 1		2	3	1:11.573 David HARVEY	1	32	1:08.784 Danny BIRD

Pole



Anglesey Coastal
Circuit Length = 1.5500 miles

These results are provisional until the conclusion of any judicial and technical matters.

Clerk Of Course :		Timekeeper :	
-------------------	--	--------------	--

CNC Heads Sports/Saloon Championship

RACE 5 - CLASSIFICATION

POS	NO	CL	PIC NAME	ENTRY	LAPS	TIME	GAP	DIFF	MPH	BEST	ON
1	32	C	1 Danny BIRD	Spire GTR 1000	18	21:22.577			78.31	1:09.734	5
2	175	B	1 Andrew SOUTHCOTT	MG Modsport 2300	18	21:35.033	12.456	12.456	77.55	1:10.224	3
3	3	C	2 David HARVEY	Stuart Taylor Locosaki 1400	18	21:37.042	14.465	2.009	77.43	1:10.993	3
4	13	B	2 Paul DOBSON	Locost 7 1602	18	22:05.639	43.062	28.597	75.76	1:12.405	2
5	18	B	3 Luke ARMIGER	Vauxhall Tigra 2495	18	22:07.574	44.997	1.935	75.65	1:12.358	2
6	57	E	1 Robert BURKINSHAW	Honda Integra 2189	17	21:31.305	1 Lap	1 Lap	73.46	1:13.953	4
7	60	A	1 Stephen KEENAN	MK Indy RR 2000	17	22:30.596	1 Lap	59.291	70.23	1:17.292	16
8	77	E	2 Steven PARKER	BMW Compact 2496	17	22:33.368	1 Lap	2.772	70.09	1:17.685	3
9	69	E	3 Chris MARIES	Honda Integra 1995	17	22:39.045	1 Lap	5.677	69.79	1:18.940	2
10	53	E	4 Nicholas BARTLETT	BMW E30 M3 2330	16	21:31.548	2 Laps	1 Lap	69.12	1:19.656	11
11	66	E	5 Tony HARMAN	Ginetta G20 2000	16	21:34.531	2 Laps	2.983	68.96	1:19.340	7
12	50	E	6 Neal O'LEARY	Ginetta G20 1796	16	21:35.217	2 Laps	0.686	68.93	1:18.897	14
13	87	E	7 David JONES	Ford Focus Mk1 2000	16	21:36.473	2 Laps	1.256	68.86	1:19.581	11
14	75	C	3 Graeme SMITH	Caterham 7 Classic 1600	16	21:54.135	2 Laps	17.662	67.93	1:20.989	3
15	27	D	1 Garry WARDLE	Mini Cooper S 1600	16	22:05.410	2 Laps	11.275	67.36	1:21.872	7
16	45	D	2 Oliver THOMAS	Honda Civic 2000	16	22:05.524	2 Laps	0.114	67.35	1:20.211	5
17	88	E	8 Ian BRUCE	Honda Civic Type R 1998	16	22:08.141	2 Laps	2.617	67.22	1:21.648	12
18	40	E	9 Les KIRK	Honda Civic Type R 2000	16	22:13.290	2 Laps	5.149	66.96	1:21.791	3
19	26	E	10 Connor MODRO	Ford Focus 2000	16	22:19.855	2 Laps	6.565	66.63	1:21.676	4
20	78	F	1 Guy CARTER	Honda CRX 1595	16	22:41.271	2 Laps	21.416	65.58	1:23.458	12
21	76	E	11 Rob PHILLIPS	Renault Clio 2000	16	22:42.363	2 Laps	1.092	65.53	1:23.091	15
22	29	E	12 Angus EDDOWES	Renault Clio 2000	15	21:23.735	3 Laps	1 Lap	65.20	1:23.740	11
23	67	F	2 David BIRD	Honda Civic 1595	15	21:38.234	3 Laps	14.499	64.47	1:22.999	14
24	84	E	13 Peter KOUKOULAS	Toyota MR2 1800	15	21:46.368	3 Laps	8.134	64.07	1:25.326	12
25	82	E	14 Graham SAUL	Porsche 928 5400	15	22:11.501	3 Laps	25.133	62.86	1:20.222	13
26	37	E	15 Brian ALLEN	Ford Puma 1700	14	22:11.365	4 Laps	1 Lap	58.67	1:32.005	8

NOT CLASSIFIED

DNF	39	E	Jamie CRYER	Ginetta G20 2000	3	3:57.995	15 Laps	11 Laps	70.33	1:15.958	2
-----	----	---	-------------	------------------	---	----------	---------	---------	-------	----------	---

FASTEST LAP

32	C	Danny BIRD	Spire GTR 1000	5	1:09.734	80.01 mph	128.77 kph
175	B	Andrew SOUTHCOTT	MG Modsport 2300	3	1:10.224	79.46 mph	127.87 kph
57	E	Robert BURKINSHAW	Honda Integra 2189	4	1:13.953	75.45 mph	121.43 kph
60	A	Stephen KEENAN	MK Indy RR 2000	16	1:17.292	72.19 mph	116.18 kph
45	D	Oliver THOMAS	Honda Civic 2000	5	1:20.211	69.56 mph	111.95 kph
67	F	David BIRD	Honda Civic 1595	14	1:22.999	67.23 mph	108.19 kph

Weather / Track : Bright / Dry

These results are provisional until the conclusion of any judicial and technical matters.

Anglesey Coastal

Circuit Length = 1.5500 miles

Start: 13:48 Flag 14:10 End: 14:11

Clerk Of Course :	Timekeeper :
-------------------	--------------

CNC Heads Sports/Saloon Championship

RACE 5 - LAP CHART

LAP 1 @ 13:49:58.319			LAP 2 @ 13:51:09.407			LAP 3 @ 13:52:19.708			LAP 4 @ 13:53:29.741			LAP 5 @ 13:54:39.475		
NO	BEHIND	LAP TIME	NO	BEHIND	LAP TIME	NO	BEHIND	LAP TIME	NO	BEHIND	LAP TIME	NO	BEHIND	LAP TIME
3		1:15.506	32		1:10.801	32		1:10.301	32		1:10.033	32		1:09.734
32	0.287	1:15.793	175	0.506	1:10.306	175	0.429	1:10.224	175	0.908	1:10.512	175	2.120	1:10.946
175	1.288	1:16.794	3	1.038	1:12.126	3	1.730	1:10.993	3	3.467	1:11.770	3	6.135	1:12.402
13	2.087	1:17.593	13	3.404	1:12.405	13	5.766	1:12.663	37	1 Lap	1:35.941	67	1 Lap	1:26.535
18	2.713	1:18.219	18	3.983	1:12.358	18	6.236	1:12.554	13	8.682	1:12.949	13	11.539	1:12.591
57	4.922	1:20.428	57	8.230	1:14.396	57	11.920	1:13.991	18	9.177	1:12.974	18	12.209	1:12.766
39	6.799	1:22.305	39	11.669	1:15.958	39	21.100	1:19.732 P	57	15.840	1:13.953	57	20.613	1:14.507
60	9.911	1:25.417	77	17.195	1:17.769	77	24.579	1:17.685	77	32.255	1:17.709	37	1 Lap	1:33.680
77	10.514	1:26.020	69	19.168	1:18.940	69	27.993	1:19.126	69	37.670	1:19.710	77	40.614	1:18.093
69	11.316	1:26.822	60	20.002	1:21.179	60	29.291	1:19.590	60	38.563	1:19.305	69	46.975	1:19.039
53	13.051	1:28.557	53	22.023	1:20.060	53	31.603	1:19.881	53	41.716	1:20.146	60	47.587	1:18.758
87	13.320	1:28.826	87	22.663	1:20.431	87	32.690	1:20.328	87	42.379	1:19.722	53	52.486	1:20.504
75	13.749	1:29.255	75	24.088	1:21.427	50	34.353	1:19.450	50	45.032	1:20.712	87	52.899	1:20.254
27	15.052	1:30.558	50	25.204	1:20.995	75	34.776	1:20.989	75	46.179	1:21.436	50	55.615	1:20.317
50	15.297	1:30.803	27	26.449	1:22.485	66	36.654	1:20.225	66	46.633	1:20.012	66	56.788	1:19.889
66	15.917	1:31.423	66	26.730	1:21.901	27	39.030	1:22.882	27	51.036	1:22.039	75	57.449	1:21.004
88	16.732	1:32.238	88	27.735	1:22.091	88	39.518	1:22.084	88	51.476	1:21.991	27	1:03.232	1:21.930
40	17.429	1:32.935	40	29.513	1:23.172	40	41.003	1:21.791	40	52.765	1:21.795	88	1:04.546	1:22.804
78	18.130	1:33.636	26	30.935	1:23.321	26	42.606	1:21.972	26	54.249	1:21.676	40	1:04.985	1:21.954
26	18.702	1:34.208	78	31.325	1:24.283	78	45.159	1:24.135	78	58.675	1:23.549	26	1:06.350	1:21.835
76	18.762	1:34.268	76	31.860	1:24.186	76	45.848	1:24.289	45	58.846	1:22.623	45	1:09.323	1:20.211
84	20.277	1:35.783	45	33.819	1:23.771	45	46.256	1:22.738	76	59.832	1:24.017			
45	21.136	1:36.642	84	35.952	1:26.763	29	51.679	1:25.261	29	1:06.271	1:24.625			
29	21.813	1:37.319	29	36.719	1:25.994	84	52.525	1:26.874	82	1:07.332	1:20.955			
37	27.204	1:42.710	82	43.463	1:26.221	82	56.410	1:23.248	84	1:09.019	1:26.527			
82	28.330	1:43.836	67	46.235	1:28.425	67	1:01.166	1:25.232						
67	28.898	1:44.404	37	50.252	1:34.136									

Weather / Track : Bright / Dry

Results can be found at www.tsl-timing.com

Page 1 of 4

Anglesey Coastal

Circuit Length = 1.5500 miles

Start: 13:48 Flag 14:10 End: 14:11

Printed - 14:12 Saturday, 25 May 2019

CNC Heads Sports/Saloon Championship

RACE 5 - LAP CHART

LAP 6 @ 13:55:50.296			LAP 7 @ 13:57:02.241			LAP 8 @ 13:58:13.218			LAP 9 @ 13:59:24.996			LAP 10 @ 14:00:35.830		
NO	BEHIND	LAP TIME	NO	BEHIND	LAP TIME	NO	BEHIND	LAP TIME	NO	BEHIND	LAP TIME	NO	BEHIND	LAP TIME
32		1:10.821	32		1:11.945	32		1:10.977	32		1:11.778	32		1:10.834
78	1 Lap	1:24.341	27	1 Lap	1:23.122	66	1 Lap	1:19.340	60	1 Lap	1:20.100	77	1 Lap	1:20.649
175	2.577	1:11.278	175	3.785	1:13.153	50	1 Lap	1:20.770	175	6.691	1:14.094	175	6.637	1:10.780
76	1 Lap	1:24.166	88	1 Lap	1:23.249	175	4.375	1:11.567	53	1 Lap	1:20.737	69	1 Lap	1:19.305
3	6.679	1:11.365	40	1 Lap	1:23.307	75	1 Lap	1:22.740	3	8.489	1:11.957	60	1 Lap	1:19.815
82	1 Lap	1:22.537	26	1 Lap	1:22.740	3	8.310	1:11.990	87	1 Lap	1:20.991	3	10.275	1:12.620
29	1 Lap	1:24.781	45	1 Lap	1:20.616	37	2 Laps	1:39.186	66	1 Lap	1:19.911	53	1 Lap	1:20.577
13	13.732	1:13.014	3	7.297	1:12.563	27	1 Lap	1:21.872	50	1 Lap	1:21.379	87	1 Lap	1:20.266
18	14.895	1:13.507	78	1 Lap	1:24.040	88	1 Lap	1:21.795	75	1 Lap	1:21.588	66	1 Lap	1:19.461
84	1 Lap	1:27.768	76	1 Lap	1:23.684	40	1 Lap	1:21.896	13	20.885	1:14.414	50	1 Lap	1:19.581
67	1 Lap	1:26.300	13	16.343	1:14.556	26	1 Lap	1:22.060	18	21.714	1:14.213	13	23.073	1:13.022
57	24.673	1:14.881	18	17.045	1:14.095	45	1 Lap	1:21.520	27	1 Lap	1:22.468	18	23.777	1:12.897
77	49.324	1:19.531	29	1 Lap	1:25.414	13	18.249	1:12.883	88	1 Lap	1:22.895	75	1 Lap	1:21.505
37	1 Lap	1:34.125	57	27.655	1:14.927	18	19.279	1:13.211	40	1 Lap	1:24.584	27	1 Lap	1:22.466
69	55.422	1:19.268	84	1 Lap	1:26.283	78	1 Lap	1:23.752	26	1 Lap	1:24.198	88	1 Lap	1:22.080
60	56.126	1:19.360	67	1 Lap	1:25.159	76	1 Lap	1:23.687	45	1 Lap	1:24.074	40	1 Lap	1:21.908
53	1:01.721	1:20.056	77	55.997	1:18.618	57	31.844	1:15.166	82	2 Laps	1:46.102	45	1 Lap	1:21.419
87	1:02.198	1:20.120	69	1:02.976	1:19.499	29	1 Lap	1:23.966	37	2 Laps	1:36.761	57	42.755	1:16.375
50	1:05.088	1:20.294	60	1:03.534	1:19.353	84	1 Lap	1:26.822	57	37.214	1:17.148	26	1 Lap	1:24.291
66	1:05.698	1:19.731	82	1 Lap	2:11.207 P	67	1 Lap	1:24.398	78	1 Lap	1:31.027	82	2 Laps	1:24.202
75	1:07.955	1:21.327	53	1:10.125	1:20.349	77	1:03.909	1:18.889	76	1 Lap	1:30.970	37	2 Laps	1:32.005
			87	1:10.479	1:20.226	69	1:11.597	1:19.598	29	1 Lap	1:24.059	78	1 Lap	1:23.813
									84	1 Lap	1:25.554	76	1 Lap	1:23.979
									67	1 Lap	1:23.468	29	1 Lap	1:24.248

Weather / Track : Bright / Dry

Results can be found at www.tsl-timing.com

Page 2 of 4

Anglesey Coastal

Circuit Length = 1.5500 miles

Start: 13:48 Flag 14:10 End: 14:11

Printed - 14:12 Saturday, 25 May 2019

CNC Heads Sports/Saloon Championship

RACE 5 - LAP CHART

LAP 11 @ 14:01:45.967			LAP 12 @ 14:02:58.535			LAP 13 @ 14:04:08.334			LAP 14 @ 14:05:20.953			LAP 15 @ 14:06:32.072		
NO	BEHIND	LAP TIME	NO	BEHIND	LAP TIME	NO	BEHIND	LAP TIME	NO	BEHIND	LAP TIME	NO	BEHIND	LAP TIME
32		1:10.137	32		1:12.568	32		1:09.799	32		1:12.619	32		1:11.119
67	2 Laps	1:23.687	78	2 Laps	1:24.137	175	9.043	1:12.054	45	2 Laps	1:21.320	175	8.030	1:11.830
84	2 Laps	1:26.575	76	2 Laps	1:24.033	3	12.779	1:11.770	40	2 Laps	1:23.033	27	2 Laps	1:23.008
175	8.024	1:11.524	29	2 Laps	1:24.731	78	2 Laps	1:23.875	82	3 Laps	1:21.599	88	2 Laps	1:22.629
3	11.781	1:11.643	175	6.788	1:11.332	76	2 Laps	1:24.181	26	2 Laps	1:23.376	45	2 Laps	1:21.024
77	1 Lap	1:20.126	37	3 Laps	1:35.760	29	2 Laps	1:23.740	175	7.319	1:10.895	3	12.241	1:11.687
69	1 Lap	1:18.981	3	10.808	1:11.595	77	1 Lap	1:19.092	3	11.673	1:11.513	40	2 Laps	1:22.558
60	1 Lap	1:18.302	67	2 Laps	1:24.390	37	3 Laps	1:32.902	78	2 Laps	1:23.458	82	3 Laps	1:23.902
13	26.842	1:13.906	84	2 Laps	1:25.466	67	2 Laps	1:25.469	76	2 Laps	1:24.690	26	2 Laps	1:23.784
18	28.660	1:15.020	77	1 Lap	1:19.611	13	32.650	1:14.144	29	2 Laps	1:23.882	13	36.037	1:13.545
53	1 Lap	1:21.345	60	1 Lap	1:17.969	18	33.426	1:13.740	13	33.611	1:13.580	18	37.459	1:13.194
87	1 Lap	1:21.431	69	1 Lap	1:19.630	60	1 Lap	1:19.868	18	35.384	1:14.577	78	2 Laps	1:25.091
66	1 Lap	1:21.530	13	28.305	1:14.031	69	1 Lap	1:19.947	77	1 Lap	1:20.604	76	2 Laps	1:24.097
50	1 Lap	1:21.081	18	29.485	1:13.393	84	2 Laps	1:27.039	60	1 Lap	1:18.131	29	2 Laps	1:25.141
75	1 Lap	1:21.439	53	1 Lap	1:19.656	53	1 Lap	1:20.251	69	1 Lap	1:19.914	77	1 Lap	1:18.969
27	1 Lap	1:21.898	87	1 Lap	1:19.581	66	1 Lap	1:19.875	67	2 Laps	1:26.291	60	1 Lap	1:18.115
57	48.792	1:16.174	66	1 Lap	1:19.911	87	1 Lap	1:21.336	84	2 Laps	1:25.326	69	1 Lap	1:20.015
88	1 Lap	1:22.579	50	1 Lap	1:20.180	50	1 Lap	1:19.592	53	1 Lap	1:19.739	67	2 Laps	1:23.291
45	1 Lap	1:22.163	75	1 Lap	1:21.742	57	57.950	1:15.253	37	3 Laps	1:34.722	53	1 Lap	1:20.182
40	1 Lap	1:24.271	57	52.496	1:16.272	75	1 Lap	1:21.514	66	1 Lap	1:19.676	66	1 Lap	1:20.254
26	1 Lap	1:22.255	27	1 Lap	1:22.349	27	1 Lap	1:22.196	87	1 Lap	1:19.758	87	1 Lap	1:20.058
82	2 Laps	1:21.834	88	1 Lap	1:21.730	88	1 Lap	1:21.648	50	1 Lap	1:19.631	84	2 Laps	1:26.736
			45	1 Lap	1:21.859				57	1:01.217	1:15.886	50	1 Lap	1:18.897
			40	1 Lap	1:22.001				75	1 Lap	1:21.949	57	1:06.379	1:16.281
			26	1 Lap	1:22.300									
			82	2 Laps	1:21.827									

Weather / Track : Bright / Dry

Anglesey Coastal

Circuit Length = 1.5500 miles

Start: 13:48 Flag 14:10 End: 14:11

CNC Heads Sports/Saloon Championship

RACE 5 - LAP CHART

LAP 16 @ 14:07:42.085			LAP 17 @ 14:08:54.687			LAP 18 @ 14:10:05.390		
NO	BEHIND	LAP TIME	NO	BEHIND	LAP TIME	NO	BEHIND	LAP TIME
32		1:10.013	32		1:12.602	32		1:10.703
37	4 Laps	1:33.553	66	2 Laps	1:20.580	29	3 Laps	1:24.640
175	9.803	1:11.786	57	1 Lap	1:18.326	57	1 Lap	1:17.341
75	2 Laps	1:22.450	50	2 Laps	1:21.155	53	2 Laps	1:19.698
3	14.532	1:12.304	87	2 Laps	1:21.762	66	2 Laps	1:20.812
27	2 Laps	1:22.027	84	3 Laps	1:26.770	175	12.456	1:13.982
88	2 Laps	1:22.150	175	9.177	1:11.976	50	2 Laps	1:20.380
45	2 Laps	1:22.237	3	13.479	1:11.549	87	2 Laps	1:21.383
40	2 Laps	1:22.190	75	2 Laps	1:22.060	3	14.465	1:11.689
82	3 Laps	1:20.222	37	4 Laps	1:32.737	67	3 Laps	1:28.186
26	2 Laps	1:22.208	27	2 Laps	1:22.092	84	3 Laps	1:26.082
13	39.759	1:13.735	45	2 Laps	1:21.700	75	2 Laps	1:21.710
18	40.601	1:13.155	88	2 Laps	1:22.759	27	2 Laps	1:22.018
78	2 Laps	1:23.731	82	3 Laps	1:21.273	45	2 Laps	1:21.607
60	1 Lap	1:18.350	40	2 Laps	1:22.838	13	43.062	1:13.172
77	1 Lap	1:21.280	13	40.593	1:13.436	18	44.997	1:14.277
76	2 Laps	1:25.056	18	41.423	1:13.424	88	2 Laps	1:23.419
29	2 Laps	1:25.934	26	2 Laps	1:24.896	37	4 Laps	1:33.147
69	1 Lap	1:19.780	60	1 Lap	1:17.292	82	3 Laps	1:22.536
67	2 Laps	1:22.999	77	1 Lap	1:18.702	40	2 Laps	1:23.057
53	1 Lap	1:19.810	78	2 Laps	1:24.426	26	2 Laps	1:24.735
			76	2 Laps	1:23.091	60	1 Lap	1:19.692
			69	1 Lap	1:19.931	77	1 Lap	1:20.021
						69	1 Lap	1:19.540
						78	2 Laps	1:23.977
						76	2 Laps	1:23.969

Weather / Track : Bright / Dry

Results can be found at www.tsl-timing.com

Page 4 of 4

Anglesey Coastal
Circuit Length = 1.5500 miles
Start: 13:48 Flag 14:10 End: 14:11

Printed - 14:12 Saturday, 25 May 2019

CNC Heads Sports/Saloon Championship

RACE 5 - LAP ANALYSIS

DIFF = Difference To Personal Best Lap

P1 32 Danny BIRD				
LAP	LAP TIME	DIFF	MPH	TIME OF DAY
1 -	1:15.793	6.059	73.62	13:49:58.606
2 -	1:10.801	1.067	78.81	13:51:09.407
3 -	1:10.301	0.567	79.37	13:52:19.708
4 -	1:10.033	0.299	79.67	13:53:29.741
5 -	1:09.734 (1)		80.01	13:54:39.475
6 -	1:10.821	1.087	78.79	13:55:50.296
7 -	1:11.945	2.211	77.55	13:57:02.241
8 -	1:10.977	1.243	78.61	13:58:13.218
9 -	1:11.778	2.044	77.74	13:59:24.996
10 -	1:10.834	1.100	78.77	14:00:35.830
11 -	1:10.137	0.403	79.55	14:01:45.967
12 -	1:12.568	2.834	76.89	14:02:58.535
13 -	1:09.799 (2)	0.065	79.94	14:04:08.334
14 -	1:12.619	2.885	76.83	14:05:20.953
15 -	1:11.119	1.385	78.46	14:06:32.072
16 -	1:10.013 (3)	0.279	79.70	14:07:42.085
17 -	1:12.602	2.868	76.85	14:08:54.687
18 -	1:10.703	0.969	78.92	14:10:05.390

P2 175 Andrew SOUTHCOTT				
LAP	LAP TIME	DIFF	MPH	TIME OF DAY
1 -	1:16.794	6.570	72.66	13:49:59.607
2 -	1:10.306 (2)	0.082	79.36	13:51:09.913
3 -	1:10.224 (1)		79.46	13:52:20.137
4 -	1:10.512 (3)	0.288	79.13	13:53:30.649
5 -	1:10.946	0.722	78.65	13:54:41.595
6 -	1:11.278	1.054	78.28	13:55:52.873
7 -	1:13.153	2.929	76.27	13:57:06.026
8 -	1:11.567	1.343	77.96	13:58:17.593
9 -	1:14.094	3.870	75.31	13:59:31.687
10 -	1:10.780	0.556	78.83	14:00:42.467
11 -	1:11.524	1.300	78.01	14:01:53.991
12 -	1:11.332	1.108	78.22	14:03:05.323
13 -	1:12.054	1.830	77.44	14:04:17.377
14 -	1:10.895	0.671	78.70	14:05:28.272
15 -	1:11.830	1.606	77.68	14:06:40.102
16 -	1:11.786	1.562	77.73	14:07:51.888
17 -	1:11.976	1.752	77.52	14:09:03.864
18 -	1:13.982	3.758	75.42	14:10:17.846

P3 3 David HARVEY				
LAP	LAP TIME	DIFF	MPH	TIME OF DAY
1 -	1:15.506	4.513	73.90	13:49:58.319
2 -	1:12.126	1.133	77.36	13:51:10.445
3 -	1:10.993 (1)		78.59	13:52:21.438
4 -	1:11.770	0.777	77.74	13:53:33.208
5 -	1:12.402	1.409	77.07	13:54:45.610
6 -	1:11.365 (2)	0.372	78.19	13:55:56.975
7 -	1:12.563	1.570	76.89	13:57:09.538
8 -	1:11.990	0.997	77.51	13:58:21.528
9 -	1:11.957	0.964	77.54	13:59:33.485
10 -	1:12.620	1.627	76.83	14:00:46.105
11 -	1:11.643	0.650	77.88	14:01:57.748
12 -	1:11.595	0.602	77.93	14:03:09.343
13 -	1:11.770	0.777	77.74	14:04:21.113
14 -	1:11.513 (3)	0.520	78.02	14:05:32.626
15 -	1:11.687	0.694	77.83	14:06:44.313
16 -	1:12.304	1.311	77.17	14:07:56.617
17 -	1:11.549	0.556	77.98	14:09:08.166
18 -	1:11.689	0.696	77.83	14:10:19.855

DIFF = Difference To Personal Best Lap

P4 13 Paul DOBSON				
LAP	LAP TIME	DIFF	MPH	TIME OF DAY
1 -	1:17.593	5.188	71.91	13:50:00.406
2 -	1:12.405 (1)		77.06	13:51:12.811
3 -	1:12.663 (3)	0.258	76.79	13:52:25.474
4 -	1:12.949	0.544	76.49	13:53:38.423
5 -	1:12.591 (2)	0.186	76.86	13:54:51.014
6 -	1:13.014	0.609	76.42	13:56:04.028
7 -	1:14.556	2.151	74.84	13:57:18.584
8 -	1:12.883	0.478	76.56	13:58:31.467
9 -	1:14.414	2.009	74.98	13:59:45.881
10 -	1:13.022	0.617	76.41	14:00:58.903
11 -	1:13.906	1.501	75.50	14:02:12.809
12 -	1:14.031	1.626	75.37	14:03:26.840
13 -	1:14.144	1.739	75.25	14:04:40.984
14 -	1:13.580	1.175	75.83	14:05:54.564
15 -	1:13.545	1.140	75.87	14:07:08.109
16 -	1:13.735	1.330	75.67	14:08:21.844
17 -	1:13.436	1.031	75.98	14:09:35.280
18 -	1:13.172	0.767	76.25	14:10:48.452

P5 18 Luke ARMIGER				
LAP	LAP TIME	DIFF	MPH	TIME OF DAY
1 -	1:18.219	5.861	71.33	13:50:01.032
2 -	1:12.358 (1)		77.11	13:51:13.390
3 -	1:12.554 (2)	0.196	76.90	13:52:25.944
4 -	1:12.974	0.616	76.46	13:53:38.918
5 -	1:12.766 (3)	0.408	76.68	13:54:51.684
6 -	1:13.507	1.149	75.91	13:56:05.191
7 -	1:14.095	1.737	75.30	13:57:19.286
8 -	1:13.211	0.853	76.21	13:58:32.497
9 -	1:14.213	1.855	75.18	13:59:46.710
10 -	1:12.897	0.539	76.54	14:00:59.607
11 -	1:15.020	2.662	74.38	14:02:14.627
12 -	1:13.393	1.035	76.02	14:03:28.020
13 -	1:13.740	1.382	75.67	14:04:41.760
14 -	1:14.577	2.219	74.82	14:05:56.337
15 -	1:13.194	0.836	76.23	14:07:09.531
16 -	1:13.155	0.797	76.27	14:08:22.686
17 -	1:13.424	1.066	75.99	14:09:36.110
18 -	1:14.277	1.919	75.12	14:10:50.387

P6 57 Robert BURKINSHAW				
LAP	LAP TIME	DIFF	MPH	TIME OF DAY
1 -	1:20.428	6.475	69.37	13:50:03.241
2 -	1:14.396 (3)	0.443	75.00	13:51:17.637
3 -	1:13.991 (2)	0.038	75.41	13:52:31.628
4 -	1:13.953 (1)		75.45	13:53:45.581
5 -	1:14.507	0.554	74.89	13:55:00.088
6 -	1:14.881	0.928	74.51	13:56:14.969
7 -	1:14.927	0.974	74.47	13:57:29.896
8 -	1:15.166	1.213	74.23	13:58:45.062
9 -	1:17.148	3.195	72.32	14:00:02.210
10 -	1:16.375	2.422	73.06	14:01:18.585
11 -	1:16.174	2.221	73.25	14:02:34.759
12 -	1:16.272	2.319	73.15	14:03:51.031
13 -	1:15.253	1.300	74.15	14:05:06.284
14 -	1:15.886	1.933	73.53	14:06:22.170
15 -	1:16.281	2.328	73.15	14:07:38.451
16 -	1:18.326	4.373	71.24	14:08:56.777
17 -	1:17.341	3.388	72.14	14:10:14.118

Weather / Track : Bright / Dry

Anglesey Coastal

Circuit Length = 1.5500 miles

Start: 13:48 Flag 14:10 End: 14:11

CNC Heads Sports/Saloon Championship

RACE 5 - LAP ANALYSIS

DIFF = Difference To Personal Best Lap

P7 60 Stephen KEENAN				
LAP	LAP TIME	DIFF	MPH	TIME OF DAY
1 -	1:25.417	8.125	65.32	13:50:08.230
2 -	1:21.179	3.887	68.73	13:51:29.409
3 -	1:19.590	2.298	70.10	13:52:48.999
4 -	1:19.305	2.013	70.36	13:54:08.304
5 -	1:18.758	1.466	70.85	13:55:27.062
6 -	1:19.360	2.068	70.31	13:56:46.422
7 -	1:19.353	2.061	70.31	13:58:05.775
8 -	1:20.100	2.808	69.66	13:59:25.875
9 -	1:19.815	2.523	69.91	14:00:45.690
10 -	1:18.302	1.010	71.26	14:02:03.992
11 -	1:17.969 (2)	0.677	71.56	14:03:21.961
12 -	1:19.868	2.576	69.86	14:04:41.829
13 -	1:18.131	0.839	71.41	14:05:59.960
14 -	1:18.115 (3)	0.823	71.43	14:07:18.075
15 -	1:18.350	1.058	71.21	14:08:36.425
16 -	1:17.292 (1)		72.19	14:09:53.717
17 -	1:19.692	2.400	70.02	14:11:13.409

P8 77 Steven PARKER				
LAP	LAP TIME	DIFF	MPH	TIME OF DAY
1 -	1:26.020	8.335	64.86	13:50:08.833
2 -	1:17.769 (3)	0.084	71.75	13:51:26.602
3 -	1:17.685 (1)		71.82	13:52:44.287
4 -	1:17.709 (2)	0.024	71.80	13:54:01.996
5 -	1:18.093	0.408	71.45	13:55:20.089
6 -	1:19.531	1.846	70.16	13:56:39.620
7 -	1:18.618	0.933	70.97	13:57:58.238
8 -	1:18.889	1.204	70.73	13:59:17.127
9 -	1:20.649	2.964	69.18	14:00:37.776
10 -	1:20.126	2.441	69.64	14:01:57.902
11 -	1:19.611	1.926	70.09	14:03:17.513
12 -	1:19.092	1.407	70.55	14:04:36.605
13 -	1:20.604	2.919	69.22	14:05:57.209
14 -	1:18.969	1.284	70.66	14:07:16.178
15 -	1:21.280	3.595	68.65	14:08:37.458
16 -	1:18.702	1.017	70.90	14:09:56.160
17 -	1:20.021	2.336	69.73	14:11:16.181

P9 69 Chris MARIES				
LAP	LAP TIME	DIFF	MPH	TIME OF DAY
1 -	1:26.822	7.882	64.26	13:50:09.635
2 -	1:18.940 (1)		70.68	13:51:28.575
3 -	1:19.126	0.186	70.52	13:52:47.701
4 -	1:19.710	0.770	70.00	13:54:07.411
5 -	1:19.039 (3)	0.099	70.59	13:55:26.450
6 -	1:19.268	0.328	70.39	13:56:45.718
7 -	1:19.499	0.559	70.19	13:58:05.217
8 -	1:19.598	0.658	70.10	13:59:24.815
9 -	1:19.305	0.365	70.36	14:00:44.120
10 -	1:18.981 (2)	0.041	70.65	14:02:03.101
11 -	1:19.630	0.690	70.07	14:03:22.731
12 -	1:19.947	1.007	69.79	14:04:42.678
13 -	1:19.914	0.974	69.82	14:06:02.592
14 -	1:20.015	1.075	69.73	14:07:22.607
15 -	1:19.780	0.840	69.94	14:08:42.387
16 -	1:19.931	0.991	69.81	14:10:02.318
17 -	1:19.540	0.600	70.15	14:11:21.858

DIFF = Difference To Personal Best Lap

P10 53 Nicholas BARTLETT				
LAP	LAP TIME	DIFF	MPH	TIME OF DAY
1 -	1:28.557	8.901	63.01	13:50:11.370
2 -	1:20.060	0.404	69.69	13:51:31.430
3 -	1:19.881	0.225	69.85	13:52:51.311
4 -	1:20.146	0.490	69.62	13:54:11.457
5 -	1:20.504	0.848	69.31	13:55:31.961
6 -	1:20.056	0.400	69.70	13:56:52.017
7 -	1:20.349	0.693	69.44	13:58:12.366
8 -	1:20.737	1.081	69.11	13:59:33.103
9 -	1:20.577	0.921	69.25	14:00:53.680
10 -	1:21.345	1.689	68.59	14:02:15.025
11 -	1:19.656 (1)		70.05	14:03:34.681
12 -	1:20.251	0.595	69.53	14:04:54.932
13 -	1:19.739 (3)	0.083	69.97	14:06:14.671
14 -	1:20.182	0.526	69.59	14:07:34.853
15 -	1:19.810	0.154	69.91	14:08:54.663
16 -	1:19.698 (2)	0.042	70.01	14:10:14.361

P11 66 Tony HARMAN				
LAP	LAP TIME	DIFF	MPH	TIME OF DAY
1 -	1:31.423	12.083	61.03	13:50:14.236
2 -	1:21.901	2.561	68.13	13:51:36.137
3 -	1:20.225	0.885	69.55	13:52:56.362
4 -	1:20.012	0.672	69.74	13:54:16.374
5 -	1:19.889	0.549	69.84	13:55:36.263
6 -	1:19.731	0.391	69.98	13:56:55.994
7 -	1:19.340 (1)		70.33	13:58:15.334
8 -	1:19.911	0.571	69.82	13:59:35.245
9 -	1:19.461 (2)	0.121	70.22	14:00:54.706
10 -	1:21.530	2.190	68.44	14:02:16.236
11 -	1:19.911	0.571	69.82	14:03:36.147
12 -	1:19.875	0.535	69.85	14:04:56.022
13 -	1:19.676 (3)	0.336	70.03	14:06:15.698
14 -	1:20.254	0.914	69.52	14:07:35.952
15 -	1:20.580	1.240	69.24	14:08:56.532
16 -	1:20.812	1.472	69.04	14:10:17.344

P12 50 Neal O'LEARY				
LAP	LAP TIME	DIFF	MPH	TIME OF DAY
1 -	1:30.803	11.906	61.45	13:50:13.616
2 -	1:20.995	2.098	68.89	13:51:34.611
3 -	1:19.450 (2)	0.553	70.23	13:52:54.061
4 -	1:20.712	1.815	69.13	13:54:14.773
5 -	1:20.317	1.420	69.47	13:55:35.090
6 -	1:20.294	1.397	69.49	13:56:55.384
7 -	1:20.770	1.873	69.08	13:58:16.154
8 -	1:21.379	2.482	68.56	13:59:37.533
9 -	1:19.581 (3)	0.684	70.11	14:00:57.114
10 -	1:21.081	2.184	68.82	14:02:18.195
11 -	1:20.180	1.283	69.59	14:03:38.375
12 -	1:19.592	0.695	70.10	14:04:57.967
13 -	1:19.631	0.734	70.07	14:06:17.598
14 -	1:18.897 (1)		70.72	14:07:36.495
15 -	1:21.155	2.258	68.75	14:08:57.650
16 -	1:20.380	1.483	69.42	14:10:18.030

P13 87 David JONES				
LAP	LAP TIME	DIFF	MPH	TIME OF DAY
1 -	1:28.826	9.245	62.81	13:50:11.639
2 -	1:20.431	0.850	69.37	13:51:32.070

Anglesey Coastal

Circuit Length = 1.5500 miles

Start: 13:48 Flag 14:10 End: 14:11

Weather / Track : Bright / Dry

CNC Heads Sports/Saloon Championship

RACE 5 - LAP ANALYSIS

DIFF = Difference To Personal Best Lap

3 -	1:20.328	0.747	69.46	13:52:52.398
4 -	1:19.722 (2)	0.141	69.99	13:54:12.120
5 -	1:20.254	0.673	69.52	13:55:32.374
6 -	1:20.120	0.539	69.64	13:56:52.494
7 -	1:20.226	0.645	69.55	13:58:12.720
8 -	1:20.991	1.410	68.89	13:59:33.711
9 -	1:20.266	0.685	69.51	14:00:53.977
10 -	1:21.431	1.850	68.52	14:02:15.408
11 -	1:19.581 (1)		70.11	14:03:34.989
12 -	1:21.336	1.755	68.60	14:04:56.325
13 -	1:19.758 (3)	0.177	69.96	14:06:16.083
14 -	1:20.058	0.477	69.69	14:07:36.141
15 -	1:21.762	2.181	68.24	14:08:57.903
16 -	1:21.383	1.802	68.56	14:10:19.286

P14 75 Graeme SMITH

LAP	LAP TIME	DIFF	MPH	TIME OF DAY
1 -	1:29.255	8.266	62.51	13:50:12.068
2 -	1:21.427	0.438	68.52	13:51:33.495
3 -	1:20.989 (1)		68.89	13:52:54.484
4 -	1:21.436	0.447	68.52	13:54:15.920
5 -	1:21.004 (2)	0.015	68.88	13:55:36.924
6 -	1:21.327 (3)	0.338	68.61	13:56:58.251
7 -	1:22.740	1.751	67.44	13:58:20.991
8 -	1:21.588	0.599	68.39	13:59:42.579
9 -	1:21.505	0.516	68.46	14:01:04.084
10 -	1:21.439	0.450	68.51	14:02:25.523
11 -	1:21.742	0.753	68.26	14:03:47.265
12 -	1:21.514	0.525	68.45	14:05:08.779
13 -	1:21.949	0.960	68.09	14:06:30.728
14 -	1:22.450	1.461	67.67	14:07:53.178
15 -	1:22.060	1.071	67.99	14:09:15.238
16 -	1:21.710	0.721	68.29	14:10:36.948

P15 27 Garry WARDLE

LAP	LAP TIME	DIFF	MPH	TIME OF DAY
1 -	1:30.558	8.686	61.61	13:50:13.371
2 -	1:22.485	0.613	67.64	13:51:35.856
3 -	1:22.882	1.010	67.32	13:52:58.738
4 -	1:22.039	0.167	68.01	13:54:20.777
5 -	1:21.930 (3)	0.058	68.10	13:55:42.707
6 -	1:23.122	1.250	67.13	13:57:05.829
7 -	1:21.872 (1)		68.15	13:58:27.701
8 -	1:22.468	0.596	67.66	13:59:50.169
9 -	1:22.466	0.594	67.66	14:01:12.635
10 -	1:21.898 (2)	0.026	68.13	14:02:34.533
11 -	1:22.349	0.477	67.76	14:03:56.882
12 -	1:22.196	0.324	67.88	14:05:19.078
13 -	1:23.008	1.136	67.22	14:06:42.086
14 -	1:22.027	0.155	68.02	14:08:04.113
15 -	1:22.092	0.220	67.97	14:09:26.205
16 -	1:22.018	0.146	68.03	14:10:48.223

P16 45 Oliver THOMAS

LAP	LAP TIME	DIFF	MPH	TIME OF DAY
1 -	1:36.642	16.431	57.73	13:50:19.455
2 -	1:23.771	3.560	66.61	13:51:43.226
3 -	1:22.738	2.527	67.44	13:53:05.964
4 -	1:22.623	2.412	67.53	13:54:28.587
5 -	1:20.211 (1)		69.56	13:55:48.798
6 -	1:20.616 (2)	0.405	69.21	13:57:09.414
7 -	1:21.520	1.309	68.44	13:58:30.934

DIFF = Difference To Personal Best Lap

8 -	1:24.074	3.863	66.37	13:59:55.008
9 -	1:21.419	1.208	68.53	14:01:16.427
10 -	1:22.163	1.952	67.91	14:02:38.590
11 -	1:21.859	1.648	68.16	14:04:00.449
12 -	1:21.320	1.109	68.61	14:05:21.769
13 -	1:21.024 (3)	0.813	68.86	14:06:42.793
14 -	1:22.237	2.026	67.85	14:08:05.030
15 -	1:21.700	1.489	68.29	14:09:26.730
16 -	1:21.607	1.396	68.37	14:10:48.337

P17 88 Ian BRUCE

LAP	LAP TIME	DIFF	MPH	TIME OF DAY
1 -	1:32.238	10.590	60.49	13:50:15.051
2 -	1:22.091	0.443	67.97	13:51:37.142
3 -	1:22.084	0.436	67.97	13:52:59.226
4 -	1:21.991	0.343	68.05	13:54:21.217
5 -	1:22.804	1.156	67.38	13:55:44.021
6 -	1:23.249	1.601	67.02	13:57:07.270
7 -	1:21.795 (3)	0.147	68.21	13:58:29.065
8 -	1:22.895	1.247	67.31	13:59:51.960
9 -	1:22.080	0.432	67.98	14:01:14.040
10 -	1:22.579	0.931	67.57	14:02:36.619
11 -	1:21.730 (2)	0.082	68.27	14:03:58.349
12 -	1:21.648 (1)		68.34	14:05:19.997
13 -	1:22.629	0.981	67.53	14:06:42.626
14 -	1:22.150	0.502	67.92	14:08:04.776
15 -	1:22.759	1.111	67.42	14:09:27.535
16 -	1:23.419	1.771	66.89	14:10:50.954

P18 40 Les KIRK

LAP	LAP TIME	DIFF	MPH	TIME OF DAY
1 -	1:32.935	11.144	60.04	13:50:15.748
2 -	1:23.172	1.381	67.09	13:51:38.920
3 -	1:21.791 (1)		68.22	13:53:00.711
4 -	1:21.795 (2)	0.004	68.21	13:54:22.506
5 -	1:21.954	0.163	68.08	13:55:44.460
6 -	1:23.307	1.516	66.98	13:57:07.767
7 -	1:21.896 (3)	0.105	68.13	13:58:29.663
8 -	1:24.584	2.793	65.97	13:59:54.247
9 -	1:21.908	0.117	68.12	14:01:16.155
10 -	1:24.271	2.480	66.21	14:02:40.426
11 -	1:22.001	0.210	68.04	14:04:02.427
12 -	1:23.033	1.242	67.20	14:05:25.460
13 -	1:22.558	0.767	67.58	14:06:48.018
14 -	1:22.190	0.399	67.89	14:08:10.208
15 -	1:22.838	1.047	67.36	14:09:33.046
16 -	1:23.057	1.266	67.18	14:10:56.103

P19 26 Connor MODRO

LAP	LAP TIME	DIFF	MPH	TIME OF DAY
1 -	1:34.208	12.532	59.23	13:50:17.021
2 -	1:23.321	1.645	66.97	13:51:40.342
3 -	1:21.972 (3)	0.296	68.07	13:53:02.314
4 -	1:21.676 (1)		68.31	13:54:23.990
5 -	1:21.835 (2)	0.159	68.18	13:55:45.825
6 -	1:22.740	1.064	67.44	13:57:08.565
7 -	1:22.060	0.384	67.99	13:58:30.625
8 -	1:24.198	2.522	66.27	13:59:54.823
9 -	1:24.291	2.615	66.19	14:01:19.114
10 -	1:22.255	0.579	67.83	14:02:41.369
11 -	1:22.300	0.624	67.80	14:04:03.669
12 -	1:23.376	1.700	66.92	14:05:27.045

Weather / Track : Bright / Dry

Anglesey Coastal

Circuit Length = 1.5500 miles

Start: 13:48 Flag 14:10 End: 14:11

CNC Heads Sports/Saloon Championship

RACE 5 - LAP ANALYSIS

DIFF = Difference To Personal Best Lap

13 -	1:23.784	2.108	66.60	14:06:50.829
14 -	1:22.208	0.532	67.87	14:08:13.037
15 -	1:24.896	3.220	65.72	14:09:37.933
16 -	1:24.735	3.059	65.85	14:11:02.668

P20 78 Guy CARTER

LAP	LAP TIME	DIFF	MPH	TIME OF DAY
1 -	1:33.636	10.178	59.59	13:50:16.449
2 -	1:24.283	0.825	66.20	13:51:40.732
3 -	1:24.135	0.677	66.32	13:53:04.867
4 -	1:23.549 (2)	0.091	66.78	13:54:28.416
5 -	1:24.341	0.883	66.16	13:55:52.757
6 -	1:24.040	0.582	66.39	13:57:16.797
7 -	1:23.752	0.294	66.62	13:58:40.549
8 -	1:31.027	7.569	61.30	14:00:11.576
9 -	1:23.813	0.355	66.57	14:01:35.389
10 -	1:24.137	0.679	66.32	14:02:59.526
11 -	1:23.875	0.417	66.52	14:04:23.401
12 -	1:23.458 (1)		66.86	14:05:46.859
13 -	1:25.091	1.633	65.57	14:07:11.950
14 -	1:23.731 (3)	0.273	66.64	14:08:35.681
15 -	1:24.426	0.968	66.09	14:10:00.107
16 -	1:23.977	0.519	66.44	14:11:24.084

P21 76 Rob PHILLIPS

LAP	LAP TIME	DIFF	MPH	TIME OF DAY
1 -	1:34.268	11.177	59.19	13:50:17.081
2 -	1:24.186	1.095	66.28	13:51:41.267
3 -	1:24.289	1.198	66.20	13:53:05.556
4 -	1:24.017	0.926	66.41	13:54:29.573
5 -	1:24.166	1.075	66.29	13:55:53.739
6 -	1:23.684 (2)	0.593	66.67	13:57:17.423
7 -	1:23.687 (3)	0.596	66.67	13:58:41.110
8 -	1:30.970	7.879	61.33	14:00:12.080
9 -	1:23.979	0.888	66.44	14:01:36.059
10 -	1:24.033	0.942	66.40	14:03:00.092
11 -	1:24.181	1.090	66.28	14:04:24.273
12 -	1:24.690	1.599	65.88	14:05:48.963
13 -	1:24.097	1.006	66.35	14:07:13.060
14 -	1:25.056	1.965	65.60	14:08:38.116
15 -	1:23.091 (1)		67.15	14:10:01.207
16 -	1:23.969	0.878	66.45	14:11:25.176

P22 29 Angus EDDOWES

LAP	LAP TIME	DIFF	MPH	TIME OF DAY
1 -	1:37.319	13.579	57.33	13:50:20.132
2 -	1:25.994	2.254	64.88	13:51:46.126
3 -	1:25.261	1.521	65.44	13:53:11.387
4 -	1:24.625	0.885	65.93	13:54:36.012
5 -	1:24.781	1.041	65.81	13:56:00.793
6 -	1:25.414	1.674	65.32	13:57:26.207
7 -	1:23.966 (3)	0.226	66.45	13:58:50.173
8 -	1:24.059	0.319	66.38	14:00:14.232
9 -	1:24.248	0.508	66.23	14:01:38.480
10 -	1:24.731	0.991	65.85	14:03:03.211
11 -	1:23.740 (1)		66.63	14:04:26.951
12 -	1:23.882 (2)	0.142	66.52	14:05:50.833
13 -	1:25.141	1.401	65.53	14:07:15.974
14 -	1:25.934	2.194	64.93	14:08:41.908
15 -	1:24.640	0.900	65.92	14:10:06.548

DIFF = Difference To Personal Best Lap

P23 67 David BIRD				
LAP	LAP TIME	DIFF	MPH	TIME OF DAY
1 -	1:44.404	21.405	53.44	13:50:27.217
2 -	1:28.425	5.426	63.10	13:51:55.642
3 -	1:25.232	2.233	65.46	13:53:20.874
4 -	1:26.535	3.536	64.48	13:54:47.409
5 -	1:26.300	3.301	64.65	13:56:13.709
6 -	1:25.159	2.160	65.52	13:57:38.868
7 -	1:24.398	1.399	66.11	13:59:03.266
8 -	1:23.468 (3)	0.469	66.85	14:00:26.734
9 -	1:23.687	0.688	66.67	14:01:50.421
10 -	1:24.390	1.391	66.12	14:03:14.811
11 -	1:25.469	2.470	65.28	14:04:40.280
12 -	1:26.291	3.292	64.66	14:06:06.571
13 -	1:23.291 (2)	0.292	66.99	14:07:29.862
14 -	1:22.999 (1)		67.23	14:08:52.861
15 -	1:28.186	5.187	63.27	14:10:21.047

P24 84 Peter KOUKOULAS

LAP	LAP TIME	DIFF	MPH	TIME OF DAY
1 -	1:35.783	10.457	58.25	13:50:18.596
2 -	1:26.763	1.437	64.31	13:51:45.359
3 -	1:26.874	1.548	64.23	13:53:12.233
4 -	1:26.527	1.201	64.48	13:54:38.760
5 -	1:27.768	2.442	63.57	13:56:06.528
6 -	1:26.283	0.957	64.67	13:57:32.811
7 -	1:26.822	1.496	64.26	13:58:59.633
8 -	1:25.554 (3)	0.228	65.22	14:00:25.187
9 -	1:26.575	1.249	64.45	14:01:51.762
10 -	1:25.466 (2)	0.140	65.28	14:03:17.228
11 -	1:27.039	1.713	64.10	14:04:44.267
12 -	1:25.326 (1)		65.39	14:06:09.593
13 -	1:26.736	1.410	64.33	14:07:36.329
14 -	1:26.770	1.444	64.30	14:09:03.099
15 -	1:26.082	0.756	64.82	14:10:29.181

P25 82 Graham SAUL

LAP	LAP TIME	DIFF	MPH	TIME OF DAY
1 -	1:43.836	23.614	53.73	13:50:26.649
2 -	1:26.221	5.999	64.71	13:51:52.870
3 -	1:23.248	3.026	67.02	13:53:16.118
4 -	1:20.955 (2)	0.733	68.92	13:54:37.073
5 -	1:22.537	2.315	67.60	13:55:59.610
6 -	2:11.207 P	50.985	42.52	13:58:10.817
7 -	1:46.102	25.880	52.59	13:59:56.919
8 -	1:24.202	3.980	66.26	14:01:21.121
9 -	1:21.834	1.612	68.18	14:02:42.955
10 -	1:21.827	1.605	68.19	14:04:04.782
11 -	1:21.599	1.377	68.38	14:05:26.381
12 -	1:23.902	3.680	66.50	14:06:50.283
13 -	1:20.222 (1)		69.55	14:08:10.505
14 -	1:21.273 (3)	1.051	68.65	14:09:31.778
15 -	1:22.536	2.314	67.60	14:10:54.314

P26 37 Brian ALLEN

LAP	LAP TIME	DIFF	MPH	TIME OF DAY
1 -	1:42.710	10.705	54.32	13:50:25.523
2 -	1:34.136	2.131	59.27	13:51:59.659
3 -	1:35.941	3.936	58.16	13:53:35.600
4 -	1:33.680	1.675	59.56	13:55:09.280
5 -	1:34.125	2.120	59.28	13:56:43.405

Anglesey Coastal

Circuit Length = 1.5500 miles

Start: 13:48 Flag 14:10 End: 14:11

Weather / Track : Bright / Dry

CNC Heads Sports/Saloon Championship

RACE 5 - LAP ANALYSIS

DIFF = Difference To Personal Best Lap

6 -	1:39.186	7.181	56.25	13:58:22.591
7 -	1:36.761	4.756	57.66	13:59:59.352
8 -	1:32.005 (1)		60.64	14:01:31.357
9 -	1:35.760	3.755	58.27	14:03:07.117
10 -	1:32.902 (3)	0.897	60.06	14:04:40.019
11 -	1:34.722	2.717	58.90	14:06:14.741
12 -	1:33.553	1.548	59.64	14:07:48.294
13 -	1:32.737 (2)	0.732	60.17	14:09:21.031
14 -	1:33.147	1.142	59.90	14:10:54.178

P27 39 Jamie CRYER				
LAP	LAP TIME	DIFF	MPH	TIME OF DAY
1 -	1:22.305 (2)	6.347	67.79	13:50:05.118
2 -	1:15.958 (1)		73.46	13:51:21.076
3 -	1:19.732 P	3.774	69.98	13:52:40.808

CNC Heads Sports/Saloon Championship

RACE 5 - STATISTICS

Competitors Started 27
Planned Start 2019-05-25 @ 13:55:00.000
Actual Start 2019-05-25 @ 13:48:42.812
Finish Time 2019-05-25 @ 14:10:04.860
Track Length 1.5500mi.
Total Laps 427
Total Distance Covered 661.8544mi.

Session Fastest Lap History

NO	CL	NAME	LAP TIME	TIME OF DAY	LAP	VEHICLE
3	C	David HARVEY	1:15.506	13:49:58.355	1	Stuart Taylor Locosaki 1400
32	C	Danny BIRD	1:10.801	13:51:09.430	2	Spire GTR 1000
175	B	Andrew SOUTHCOFF	1:10.306	13:51:09.940	2	MG Modsport 2300
32	C	Danny BIRD	1:10.301	13:52:19.733	3	Spire GTR 1000
175	B	Andrew SOUTHCOFF	1:10.224	13:52:20.164	3	MG Modsport 2300
32	C	Danny BIRD	1:10.033	13:53:29.764	4	Spire GTR 1000
32	C	Danny BIRD	1:09.734	13:54:39.499	5	Spire GTR 1000

Session Leader History

NO	CL	NAME	FROM LAP	LAPS LED	DISTANCE	VEHICLE
3	C	David HARVEY	1	1	miles	Stuart Taylor Locosaki 1400
32	C	Danny BIRD	2	17	26.35 miles	Spire GTR 1000

Flag History

TYPE	TIME OF DAY
GREEN	13:48:42.812
FINISH	14:10:04.860

Flag Statistics

TYPE	COUNT	TOTAL LAPS	TOTAL TIME
Green	1	18	22:57.387
Red	0	0	0.000
Safety Car	0	0	0.000
FCY	0	0	0.000

Weather / Track : Bright / Dry

These results are provisional until the conclusion of any judicial and technical matters.

Anglesey Coastal

Circuit Length = 1.5500 miles

Start: 13:48 Flag 14:10 End: 14:11

Clerk Of Course :

Timekeeper :

CNC Heads Sports/Saloon Championship

RACE 5 - STATISTICS

CLASS : A

1 Starters

Fastest Lap History

NO	NAME	LAP TIME	TIME OF DAY	LAP	VEHICLE
60	Stephen KEENAN	1:25.417	13:50:08.253	1	MK Indy RR 2000
60	Stephen KEENAN	1:21.179	13:51:29.431	2	MK Indy RR 2000
60	Stephen KEENAN	1:19.590	13:52:49.023	3	MK Indy RR 2000
60	Stephen KEENAN	1:19.305	13:54:08.326	4	MK Indy RR 2000
60	Stephen KEENAN	1:18.758	13:55:27.085	5	MK Indy RR 2000
60	Stephen KEENAN	1:18.302	14:02:04.016	10	MK Indy RR 2000
60	Stephen KEENAN	1:17.969	14:03:21.983	11	MK Indy RR 2000
60	Stephen KEENAN	1:17.292	14:09:53.739	16	MK Indy RR 2000

Leader History

NO	NAME	FROM LAP	LAPS LED	DISTANCE	VEHICLE
60	Stephen KEENAN	1	17	24.80 miles	MK Indy RR 2000

Weather / Track : Bright / Dry

These results are provisional until the conclusion of any judicial and technical matters.

Anglesey Coastal

Circuit Length = 1.5500 miles

Start: 13:48 Flag 14:10 End: 14:11

Clerk Of Course :

Timekeeper :

CNC Heads Sports/Saloon Championship

RACE 5 - STATISTICS

CLASS : B

3 Starters

Fastest Lap History

NO	NAME	LAP TIME	TIME OF DAY	LAP	VEHICLE
175	Andrew SOUTHCOTT	1:16.794	13:49:59.635	1	MG Modsport 2300
175	Andrew SOUTHCOTT	1:10.306	13:51:09.940	2	MG Modsport 2300
175	Andrew SOUTHCOTT	1:10.224	13:52:20.164	3	MG Modsport 2300

Leader History

NO	NAME	FROM LAP	LAPS LED	DISTANCE	VEHICLE
175	Andrew SOUTHCOTT	1	18	26.35 miles	MG Modsport 2300

Weather / Track : Bright / Dry

These results are provisional until the conclusion of any judicial and technical matters.

Anglesey Coastal

Circuit Length = 1.5500 miles

Start: 13:48 Flag 14:10 End: 14:11

Clerk Of Course :

Timekeeper :

CNC Heads Sports/Saloon Championship

RACE 5 - STATISTICS

CLASS : C

3 Starters

Fastest Lap History

NO	NAME	LAP TIME	TIME OF DAY	LAP	VEHICLE
3	David HARVEY	1:15.506	13:49:58.355	1	Stuart Taylor Locosaki 1400
32	Danny BIRD	1:10.801	13:51:09.430	2	Spire GTR 1000
32	Danny BIRD	1:10.301	13:52:19.733	3	Spire GTR 1000
32	Danny BIRD	1:10.033	13:53:29.764	4	Spire GTR 1000
32	Danny BIRD	1:09.734	13:54:39.499	5	Spire GTR 1000

Leader History

NO	NAME	FROM LAP	LAPS LED	DISTANCE	VEHICLE
3	David HARVEY	1	1	miles	Stuart Taylor Locosaki 1400
32	Danny BIRD	2	17	26.35 miles	Spire GTR 1000

Weather / Track : Bright / Dry

These results are provisional until the conclusion of any judicial and technical matters.

Anglesey Coastal

Circuit Length = 1.5500 miles

Start: 13:48 Flag 14:10 End: 14:11

Clerk Of Course :

Timekeeper :

CNC Heads Sports/Saloon Championship

RACE 5 - STATISTICS

CLASS : D

2 Starters

Fastest Lap History

NO	NAME	LAP TIME	TIME OF DAY	LAP	VEHICLE
27	Garry WARDLE	1:30.558	13:50:13.392	1	Mini Cooper S 1600
27	Garry WARDLE	1:22.485	13:51:35.877	2	Mini Cooper S 1600
27	Garry WARDLE	1:22.039	13:54:20.798	4	Mini Cooper S 1600
27	Garry WARDLE	1:21.930	13:55:42.728	5	Mini Cooper S 1600
45	Oliver THOMAS	1:20.211	13:55:48.871	5	Honda Civic 2000

Leader History

NO	NAME	FROM LAP	LAPS LED	DISTANCE	VEHICLE
27	Garry WARDLE	1	16	23.25 miles	Mini Cooper S 1600

Weather / Track : Bright / Dry

These results are provisional until the conclusion of any judicial and technical matters.

Anglesey Coastal

Circuit Length = 1.5500 miles

Start: 13:48 Flag 14:10 End: 14:11

Clerk Of Course :

Timekeeper :

CNC Heads Sports/Saloon Championship

RACE 5 - STATISTICS

CLASS : E

16 Starters

Fastest Lap History

NO	NAME	LAP TIME	TIME OF DAY	LAP	VEHICLE
57	Robert BURKINSHAW	1:20.428	13:50:03.273	1	Honda Integra 2189
57	Robert BURKINSHAW	1:14.396	13:51:17.669	2	Honda Integra 2189
57	Robert BURKINSHAW	1:13.991	13:52:31.660	3	Honda Integra 2189
57	Robert BURKINSHAW	1:13.953	13:53:45.613	4	Honda Integra 2189

Leader History

NO	NAME	FROM LAP	LAPS LED	DISTANCE	VEHICLE
57	Robert BURKINSHAW	1	17	24.80 miles	Honda Integra 2189

Weather / Track : Bright / Dry

These results are provisional until the conclusion of any judicial and technical matters.

Anglesey Coastal

Circuit Length = 1.5500 miles

Start: 13:48 Flag 14:10 End: 14:11

Clerk Of Course :

Timekeeper :

CNC Heads Sports/Saloon Championship

RACE 5 - STATISTICS

CLASS : F

2 Starters

Fastest Lap History

NO	NAME	LAP TIME	TIME OF DAY	LAP	VEHICLE
78	Guy CARTER	1:33.636	13:50:16.480	1	Honda CRX 1595
78	Guy CARTER	1:24.283	13:51:40.764	2	Honda CRX 1595
78	Guy CARTER	1:24.135	13:53:04.898	3	Honda CRX 1595
78	Guy CARTER	1:23.549	13:54:28.447	4	Honda CRX 1595
67	David BIRD	1:23.468	14:00:26.758	8	Honda Civic 1595
78	Guy CARTER	1:23.458	14:05:46.891	12	Honda CRX 1595
67	David BIRD	1:23.291	14:07:29.888	13	Honda Civic 1595
67	David BIRD	1:22.999	14:08:52.886	14	Honda Civic 1595

Leader History

NO	NAME	FROM LAP	LAPS LED	DISTANCE	VEHICLE
78	Guy CARTER	1	16	23.25 miles	Honda CRX 1595

Weather / Track : Bright / Dry

These results are provisional until the conclusion of any judicial and technical matters.

Anglesey Coastal

Circuit Length = 1.5500 miles

Start: 13:48 Flag 14:10 End: 14:11

Clerk Of Course :

Timekeeper :

CNC Heads Sports/Saloon Championship

RACE 8 - CLASSIFICATION

POS	NO	CL	PIC NAME	ENTRY	LAPS	TIME	GAP	DIFF	MPH	BEST	ON
1	32	C	1 Danny BIRD	Spire GTR 1000	18	21:30.785			77.81	1:09.786	5
2	3	C	2 David HARVEY	Stuart Taylor Locosaki 1400	18	21:45.224	14.439	14.439	76.95	1:11.429	2
3	18	B	1 Luke ARMIGER	Vauxhall Tigra 2495	17	21:35.109	1 Lap	1 Lap	73.24	1:12.837	4
4	57	E	1 Robert BURKINSHAW	Honda Integra 2189	17	21:41.124	1 Lap	6.015	72.90	1:15.369	4
5	60	A	1 Stephen KEENAN	MK Indy RR 2000	17	22:38.031	1 Lap	56.907	69.85	1:18.678	14
6	69	E	2 Chris MARIES	Honda Integra 1995	17	22:39.165	1 Lap	1.134	69.79	1:18.684	13
7	87	E	3 David JONES	Ford Focus Mk1 2000	17	22:52.481	1 Lap	13.316	69.11	1:19.522	13
8	50	E	4 Neal O'LEARY	Ginetta G20 1796	16	21:41.621	2 Laps	1 Lap	68.59	1:19.537	9
9	53	E	5 Nicholas BARTLETT	BMW E30 M3 2330	16	21:45.094	2 Laps	3.473	68.40	1:18.796	12
10	75	C	3 Graeme SMITH	Caterham 7 Classic 1600	16	21:50.419	2 Laps	5.325	68.13	1:20.371	8
11	66	E	6 Tony HARMAN	Ginetta G20 2000	16	21:55.796	2 Laps	5.377	67.85	1:20.359	8
12	27	D	1 Garry WARDLE	Mini Cooper S 1600	16	21:57.226	2 Laps	1.430	67.77	1:20.568	11
13	88	E	7 Ian BRUCE	Honda Civic Type R 1998	16	22:11.509	2 Laps	14.283	67.05	1:21.876	12
14	40	E	8 Les KIRK	Honda Civic Type R 2000	16	22:12.665	2 Laps	1.156	66.99	1:21.571	10
15	26	E	9 Connor MODRO	Ford Focus 2000	16	22:13.204	2 Laps	0.539	66.96	1:21.523	12
16	82	A	2 Graham SAUL	Porsche 928 5400	16	22:20.651	2 Laps	7.447	66.59	1:19.916	13
17	67	F	1 David BIRD	Honda Civic 1595	16	22:40.697	2 Laps	20.046	65.61	1:22.830	12
18	76	E	10 Rob PHILLIPS	Renault Clio 2000	16	22:42.447	2 Laps	1.750	65.52	1:23.288	11
19	29	E	11 Angus EDDOWES	Renault Clio 2000	16	22:43.982	2 Laps	1.535	65.45	1:22.936	16
20	78	F	2 Guy CARTER	Honda CRX 1595	16	22:49.607	2 Laps	5.625	65.18	1:23.011	12
21	84	E	12 Peter KOUKOULAS	Toyota MR2 1800	15	21:33.384	3 Laps	1 Lap	64.71	1:24.640	7
22	37	E	13 Brian ALLEN	Ford Puma 1700	14	22:16.833	4 Laps	1 Lap	58.43	1:33.717	10

NOT CLASSIFIED

DNF	45	E	Oliver THOMAS	Honda Civic 2000	13	18:22.683	5 Laps	1 Lap	65.78	1:21.344	12
DNF	13	B	Paul DOBSON	Locost 7 1602	7	8:36.269	11 Laps	6 Laps	75.65	1:12.772	4
DNF	175	B	Andrew SOUTHCOTT	MG Modsport 2300	2	4:38.734	16 Laps	5 Laps	40.03		
DNF	77	E	Steven PARKER	BMW Compact 2496	0						

FASTEST LAP

32	C	Danny BIRD	Spire GTR 1000	5	1:09.786	79.95 mph	128.68 kph
13	B	Paul DOBSON	Locost 7 1602	4	1:12.772	76.67 mph	123.40 kph
57	E	Robert BURKINSHAW	Honda Integra 2189	4	1:15.369	74.03 mph	119.14 kph
60	A	Stephen KEENAN	MK Indy RR 2000	14	1:18.678	70.92 mph	114.13 kph
27	D	Garry WARDLE	Mini Cooper S 1600	11	1:20.568	69.25 mph	111.46 kph
67	F	David BIRD	Honda Civic 1595	12	1:22.830	67.36 mph	108.41 kph

Weather / Track : Cloudy / Dry

These results are provisional until the conclusion of any judicial and technical matters.

Anglesey Coastal

Circuit Length = 1.5500 miles

Start: 16:33 Flag 16:55 End: 16:57

Clerk Of Course :	Timekeeper :
-------------------	--------------

CNC Heads Sports/Saloon Championship

RACE 8 - LAP CHART

LAP 1 @ 16:35:04.739			LAP 2 @ 16:36:16.168			LAP 3 @ 16:37:27.908			LAP 4 @ 16:38:38.335			LAP 5 @ 16:39:48.121		
NO	BEHIND	LAP TIME	NO	BEHIND	LAP TIME	NO	BEHIND	LAP TIME	NO	BEHIND	LAP TIME	NO	BEHIND	LAP TIME
3		1:15.743	3		1:11.429	32		1:11.377	32		1:10.427	32		1:09.786
32	0.299	1:16.042	32	0.363	1:11.493	3	0.688	1:12.428	3	1.748	1:11.487	3	3.501	1:11.539
13	1.743	1:17.486	13	3.289	1:12.975	13	4.459	1:12.910	37	1 Lap	1:35.511	82	1 Lap	1:25.221
18	2.592	1:18.335	18	4.164	1:13.001	18	5.414	1:12.990	13	6.804	1:12.772	13	9.881	1:12.863
57	6.528	1:22.271	57	12.438	1:17.339	57	17.069	1:16.371	18	7.824	1:12.837	18	11.022	1:12.984
60	9.920	1:25.663	69	20.227	1:21.201	69	28.252	1:19.765	57	22.011	1:15.369	57	27.756	1:15.531
69	10.455	1:26.198	60	21.025	1:22.534	60	30.280	1:20.995	69	36.804	1:18.979	37	1 Lap	1:35.446
87	12.945	1:28.688	87	22.254	1:20.738	87	30.991	1:20.477	60	39.442	1:19.589	69	46.753	1:19.735
175	14.610	1:30.353 P	75	25.543	1:22.263	75	35.157	1:21.354	87	40.423	1:19.859	60	48.673	1:19.017
75	14.709	1:30.452	53	27.265	1:23.872	53	36.621	1:21.096	53	46.191	1:19.997	87	50.888	1:20.251
53	14.822	1:30.565	50	27.468	1:23.521	50	36.967	1:21.239	75	46.418	1:21.688	53	55.927	1:19.522
27	15.063	1:30.806	27	28.249	1:24.615	27	38.374	1:21.865	50	46.961	1:20.421	50	58.057	1:20.882
50	15.376	1:31.119	88	28.752	1:23.399	88	39.548	1:22.536	27	50.234	1:22.287	75	58.328	1:21.696
88	16.782	1:32.525	66	29.921	1:23.366	66	40.205	1:22.024	88	52.000	1:22.879	27	1:02.224	1:21.776
66	17.984	1:33.727	40	30.351	1:23.198	40	40.989	1:22.378	66	52.825	1:23.047	88	1:04.999	1:22.785
40	18.582	1:34.325	76	32.902	1:24.673	26	43.909	1:22.523	40	53.392	1:22.830	66	1:05.512	1:22.473
76	19.658	1:35.401	26	33.126	1:24.254	76	46.413	1:25.251	26	55.687	1:22.205	40	1:06.748	1:23.142
26	20.301	1:36.044	29	33.874	1:24.555	29	46.866	1:24.732	76	59.979	1:23.993	26	1:07.514	1:21.613
29	20.748	1:36.491	78	34.110	1:24.429	67	47.131	1:23.942	29	1:00.570	1:24.131			
78	21.110	1:36.853	67	34.929	1:24.511	78	47.645	1:25.275	78	1:01.293	1:24.075			
45	21.319	1:37.062	45	35.469	1:25.579	45	48.419	1:24.690	67	1:02.859	1:26.155			
67	21.847	1:37.590	84	36.408	1:25.416	84	49.317	1:24.649	45	1:03.717	1:25.725			
84	22.421	1:38.164	82	43.773	1:26.863	82	58.593	1:26.560	84	1:03.909	1:25.019			
37	28.000	1:43.743	37	50.471	1:33.900	175	1 Lap	3:08.381 P						
82	28.339	1:44.082												

Weather / Track : Cloudy / Dry

CNC Heads Sports/Saloon Championship

RACE 8 - LAP CHART

LAP 6 @ 16:40:59.573			LAP 7 @ 16:42:12.484			LAP 8 @ 16:43:23.532			LAP 9 @ 16:44:34.839			LAP 10 @ 16:45:47.211		
NO	BEHIND	LAP TIME	NO	BEHIND	LAP TIME	NO	BEHIND	LAP TIME	NO	BEHIND	LAP TIME	NO	BEHIND	LAP TIME
32		1:11.452	32		1:12.911	32		1:11.048	32		1:11.307	32		1:12.372
76	1 Lap	1:23.655	27	1 Lap	1:23.269	37	2 Laps	1:35.280	87	1 Lap	1:20.447	69	1 Lap	1:19.174
29	1 Lap	1:23.871	66	1 Lap	1:21.006	50	1 Lap	1:20.206	3	6.996	1:12.613	3	6.640	1:12.016
78	1 Lap	1:23.657	88	1 Lap	1:22.782	75	1 Lap	1:21.001	53	1 Lap	1:20.840	60	1 Lap	1:19.820
3	4.498	1:12.449	3	4.275	1:12.688	3	5.690	1:12.463	50	1 Lap	1:20.722	87	1 Lap	1:20.060
67	1 Lap	1:23.373	40	1 Lap	1:23.604	27	1 Lap	1:20.892	75	1 Lap	1:20.371	53	1 Lap	1:19.618
45	1 Lap	1:23.435	26	1 Lap	1:23.274	66	1 Lap	1:20.887	27	1 Lap	1:20.729	50	1 Lap	1:19.537
84	1 Lap	1:24.861	13	12.781	1:13.672	88	1 Lap	1:22.580	66	1 Lap	1:20.359	75	1 Lap	1:20.684
13	12.020	1:13.591	76	1 Lap	1:25.576	40	1 Lap	1:21.850	18	23.339	1:15.645	18	27.358	1:16.391
18	13.204	1:13.634	18	15.468	1:15.175	26	1 Lap	1:22.560	88	1 Lap	1:23.019	66	1 Lap	1:21.497
82	1 Lap	1:25.069	29	1 Lap	1:25.301	18	19.001	1:14.581	40	1 Lap	1:23.325	27	1 Lap	1:22.572
57	31.808	1:15.504	78	1 Lap	1:25.884	29	1 Lap	1:23.627	26	1 Lap	1:22.757	88	1 Lap	1:22.538
37	1 Lap	1:34.830	67	1 Lap	1:24.958	76	1 Lap	1:24.544	37	2 Laps	1:37.717	40	1 Lap	1:22.064
69	54.176	1:18.875	45	1 Lap	1:24.610	45	1 Lap	1:23.772	29	1 Lap	1:24.423	26	1 Lap	1:21.782
60	56.690	1:19.469	84	1 Lap	1:24.691	78	1 Lap	1:24.818	76	1 Lap	1:24.654	57	49.742	1:17.068
87	59.164	1:19.728	82	1 Lap	1:21.964	67	1 Lap	1:24.862	45	1 Lap	1:23.612	37	2 Laps	1:33.793
53	1:03.547	1:19.072	57	34.273	1:15.376	84	1 Lap	1:24.640	78	1 Lap	1:24.063	29	1 Lap	1:24.092
50	1:08.162	1:21.557	69	1:01.236	1:19.971	82	1 Lap	1:20.458	67	1 Lap	1:24.137	76	1 Lap	1:24.291
75	1:08.417	1:21.541	60	1:02.789	1:19.010	57	38.820	1:15.595	57	45.046	1:17.533	45	1 Lap	1:23.890
			87	1:06.618	1:20.365	69	1:09.606	1:19.418	82	1 Lap	1:22.205	67	1 Lap	1:23.466
			53	1:10.193	1:19.557	60	1:10.635	1:18.894	84	1 Lap	1:27.017	78	1 Lap	1:24.891
												82	1 Lap	1:21.968
												84	1 Lap	1:24.745

Weather / Track : Cloudy / Dry

Results can be found at www.tsl-timing.com

Page 2 of 4

Anglesey Coastal

Circuit Length = 1.5500 miles

Start: 16:33 Flag 16:55 End: 16:57

Printed - 16:59 Saturday, 25 May 2019

CNC Heads Sports/Saloon Championship

RACE 8 - LAP CHART

LAP 11 @ 16:46:58.422			LAP 12 @ 16:48:09.945			LAP 13 @ 16:49:21.743			LAP 14 @ 16:50:33.123			LAP 15 @ 16:51:45.461		
NO	BEHIND	LAP TIME	NO	BEHIND	LAP TIME	NO	BEHIND	LAP TIME	NO	BEHIND	LAP TIME	NO	BEHIND	LAP TIME
32		1:11.211	32		1:11.523	32		1:11.798	32		1:11.380	32		1:12.338
3	6.876	1:11.447	37	3 Laps	1:35.517	82	2 Laps	1:20.694	3	10.154	1:12.752	88	2 Laps	1:22.017
69	1 Lap	1:19.443	84	2 Laps	1:26.650	45	2 Laps	1:21.904	82	2 Laps	1:21.359	40	2 Laps	1:22.486
60	1 Lap	1:18.743	3	7.296	1:11.943	76	2 Laps	1:23.288	45	2 Laps	1:21.344	26	2 Laps	1:21.990
87	1 Lap	1:19.645	69	1 Lap	1:18.976	29	2 Laps	1:25.137	76	2 Laps	1:23.330	3	10.063	1:12.247
53	1 Lap	1:19.445	60	1 Lap	1:18.975	3	8.782	1:13.284	29	2 Laps	1:23.405	82	2 Laps	1:19.916
50	1 Lap	1:19.715	87	1 Lap	1:19.674	67	2 Laps	1:23.804	67	2 Laps	1:22.830	45	2 Laps	1:22.355
18	32.363	1:16.216	53	1 Lap	1:19.120	78	2 Laps	1:24.033	78	2 Laps	1:23.011	76	2 Laps	1:23.335
75	1 Lap	1:21.493	18	37.952	1:17.112	84	2 Laps	1:25.060	84	2 Laps	1:25.017	67	2 Laps	1:23.049
66	1 Lap	1:21.195	50	1 Lap	1:20.503	37	3 Laps	1:33.717	69	1 Lap	1:18.684	29	2 Laps	1:24.180
27	1 Lap	1:21.305	75	1 Lap	1:21.291	69	1 Lap	1:19.196	60	1 Lap	1:19.444	78	2 Laps	1:23.595
88	1 Lap	1:22.364	66	1 Lap	1:20.484	60	1 Lap	1:18.930	87	1 Lap	1:19.522	69	1 Lap	1:19.441
40	1 Lap	1:21.571	27	1 Lap	1:20.568	87	1 Lap	1:19.676	53	1 Lap	1:18.803	60	1 Lap	1:18.678
26	1 Lap	1:22.661	88	1 Lap	1:22.247	53	1 Lap	1:18.796	37	3 Laps	1:33.718	84	2 Laps	1:26.958
57	54.104	1:15.573	57	59.219	1:16.638	18	45.565	1:19.411	18	54.489	1:20.304	87	1 Lap	1:20.137
29	1 Lap	1:25.000	40	1 Lap	1:22.006	50	1 Lap	1:20.500	50	1 Lap	1:20.307	18	1:01.985	1:19.834
82	1 Lap	1:22.345	26	1 Lap	1:22.095	75	1 Lap	1:21.227	75	1 Lap	1:21.288	50	1 Lap	1:20.067
45	1 Lap	1:24.705				66	1 Lap	1:20.893	66	1 Lap	1:20.490	53	1 Lap	1:34.489
76	1 Lap	1:25.721				27	1 Lap	1:21.274	57	1:07.742	1:15.921	37	3 Laps	1:34.257
67	1 Lap	1:25.233				57	1:03.201	1:15.780	27	1 Lap	1:21.703	75	1 Lap	1:21.227
78	1 Lap	1:24.947				88	1 Lap	1:21.876						
						40	1 Lap	1:22.206						
						26	1 Lap	1:21.523						

Weather / Track : Cloudy / Dry

Results can be found at www.tsl-timing.com

Page 3 of 4

Anglesey Coastal

Circuit Length = 1.5500 miles

Start: 16:33 Flag 16:55 End: 16:57

Printed - 16:59 Saturday, 25 May 2019

CNC Heads Sports/Saloon Championship

RACE 8 - LAP CHART

LAP 16 @ 16:52:57.099			LAP 17 @ 16:54:08.760			LAP 18 @ 16:55:19.781		
NO	BEHIND	LAP TIME	NO	BEHIND	LAP TIME	NO	BEHIND	LAP TIME
32		1:11.638	32		1:11.661	32		1:11.021
57	1 Lap	1:16.906	50	2 Laps	1:20.365	84	3 Laps	1:24.923
66	2 Laps	1:21.312	53	2 Laps	1:19.949	18	1 Lap	1:16.668
27	2 Laps	1:21.625	57	1 Lap	1:16.055	57	1 Lap	1:16.294
3	11.061	1:12.636	75	2 Laps	1:21.649	50	2 Laps	1:20.960
88	2 Laps	1:22.394	3	11.654	1:12.254	53	2 Laps	1:20.353
40	2 Laps	1:22.790	66	2 Laps	1:21.023	3	14.439	1:13.806
26	2 Laps	1:23.763	27	2 Laps	1:20.661	75	2 Laps	1:21.194
82	2 Laps	1:19.935	37	4 Laps	1:35.405	66	2 Laps	1:22.013
76	2 Laps	1:25.734	88	2 Laps	1:22.382	27	2 Laps	1:21.279
67	2 Laps	1:25.828	40	2 Laps	1:22.702	88	2 Laps	1:23.186
29	2 Laps	1:25.516	26	2 Laps	1:21.990	40	2 Laps	1:22.188
78	2 Laps	1:25.341	82	2 Laps	1:21.042	26	2 Laps	1:22.170
69	1 Lap	1:19.296	76	2 Laps	1:23.564	37	4 Laps	1:33.999
60	1 Lap	1:19.261	67	2 Laps	1:23.496	82	2 Laps	1:20.970
84	2 Laps	1:25.574	60	1 Lap	1:18.984	60	1 Lap	1:20.025
87	1 Lap	1:19.940	69	1 Lap	1:20.412	69	1 Lap	1:20.401
18	1:10.338	1:19.991	29	2 Laps	1:26.585	67	2 Laps	1:23.463
			78	2 Laps	1:27.022	76	2 Laps	1:25.437
			87	1 Lap	1:20.127	29	2 Laps	1:22.936
						78	2 Laps	1:27.713
						87	1 Lap	1:23.147

Weather / Track : Cloudy / Dry

Results can be found at www.tsl-timing.com

Page 4 of 4

Anglesey Coastal
Circuit Length = 1.5500 miles
Start: 16:33 Flag 16:55 End: 16:57

Printed - 16:59 Saturday, 25 May 2019

CNC Heads Sports/Saloon Championship

RACE 8 - LAP ANALYSIS

DIFF = Difference To Personal Best Lap

P1 32 Danny BIRD				
LAP	LAP TIME	DIFF	MPH	TIME OF DAY
1 -	1:16.042	6.256	73.38	16:35:05.038
2 -	1:11.493	1.707	78.05	16:36:16.531
3 -	1:11.377	1.591	78.17	16:37:27.908
4 -	1:10.427 (2)	0.641	79.23	16:38:38.335
5 -	1:09.786 (1)		79.95	16:39:48.121
6 -	1:11.452	1.666	78.09	16:40:59.573
7 -	1:12.911	3.125	76.53	16:42:12.484
8 -	1:11.048	1.262	78.53	16:43:23.532
9 -	1:11.307	1.521	78.25	16:44:34.839
10 -	1:12.372	2.586	77.10	16:45:47.211
11 -	1:11.211	1.425	78.35	16:46:58.422
12 -	1:11.523	1.737	78.01	16:48:09.945
13 -	1:11.798	2.012	77.71	16:49:21.743
14 -	1:11.380	1.594	78.17	16:50:33.123
15 -	1:12.338	2.552	77.13	16:51:45.461
16 -	1:11.638	1.852	77.89	16:52:57.099
17 -	1:11.661	1.875	77.86	16:54:08.760
18 -	1:11.021 (3)	1.235	78.56	16:55:19.781

P2 3 David HARVEY				
LAP	LAP TIME	DIFF	MPH	TIME OF DAY
1 -	1:15.743	4.314	73.66	16:35:04.739
2 -	1:11.429 (1)		78.12	16:36:16.168
3 -	1:12.428	0.999	77.04	16:37:28.596
4 -	1:11.487 (3)	0.058	78.05	16:38:40.083
5 -	1:11.539	0.110	77.99	16:39:51.622
6 -	1:12.449	1.020	77.02	16:41:04.071
7 -	1:12.688	1.259	76.76	16:42:16.759
8 -	1:12.463	1.034	77.00	16:43:29.222
9 -	1:12.613	1.184	76.84	16:44:41.835
10 -	1:12.016	0.587	77.48	16:45:53.851
11 -	1:11.447 (2)	0.018	78.10	16:47:05.298
12 -	1:11.943	0.514	77.56	16:48:17.241
13 -	1:13.284	1.855	76.14	16:49:30.525
14 -	1:12.752	1.323	76.69	16:50:43.277
15 -	1:12.247	0.818	77.23	16:51:55.524
16 -	1:12.636	1.207	76.82	16:53:08.160
17 -	1:12.254	0.825	77.22	16:54:20.414
18 -	1:13.806	2.377	75.60	16:55:34.220

P3 18 Luke ARMIGER				
LAP	LAP TIME	DIFF	MPH	TIME OF DAY
1 -	1:18.335	5.498	71.23	16:35:07.331
2 -	1:13.001	0.164	76.43	16:36:20.332
3 -	1:12.990 (3)	0.153	76.44	16:37:33.322
4 -	1:12.837 (1)		76.60	16:38:46.159
5 -	1:12.984 (2)	0.147	76.45	16:39:59.143
6 -	1:13.634	0.797	75.78	16:41:12.777
7 -	1:15.175	2.338	74.22	16:42:27.952
8 -	1:14.581	1.744	74.81	16:43:42.533
9 -	1:15.645	2.808	73.76	16:44:58.178
10 -	1:16.391	3.554	73.04	16:46:14.569
11 -	1:16.216	3.379	73.21	16:47:30.785
12 -	1:17.112	4.275	72.36	16:48:47.897
13 -	1:19.411	6.574	70.26	16:50:07.308
14 -	1:20.304	7.467	69.48	16:51:27.612
15 -	1:19.834	6.997	69.89	16:52:47.446
16 -	1:19.991	7.154	69.75	16:54:07.437
17 -	1:16.668	3.831	72.78	16:55:24.105

DIFF = Difference To Personal Best Lap

P4 57 Robert BURKINSHAW				
LAP	LAP TIME	DIFF	MPH	TIME OF DAY
1 -	1:22.271	6.902	67.82	16:35:11.267
2 -	1:17.339	1.970	72.15	16:36:28.606
3 -	1:16.371	1.002	73.06	16:37:44.977
4 -	1:15.369 (1)		74.03	16:39:00.346
5 -	1:15.531	0.162	73.87	16:40:15.877
6 -	1:15.504 (3)	0.135	73.90	16:41:31.381
7 -	1:15.376 (2)	0.007	74.02	16:42:46.757
8 -	1:15.595	0.226	73.81	16:44:02.352
9 -	1:17.533	2.164	71.96	16:45:19.885
10 -	1:17.068	1.699	72.40	16:46:36.953
11 -	1:15.573	0.204	73.83	16:47:52.526
12 -	1:16.638	1.269	72.81	16:49:09.164
13 -	1:15.780	0.411	73.63	16:50:24.944
14 -	1:15.921	0.552	73.49	16:51:40.865
15 -	1:16.906	1.537	72.55	16:52:57.771
16 -	1:16.055	0.686	73.36	16:54:13.826
17 -	1:16.294	0.925	73.13	16:55:30.120

P5 60 Stephen KEENAN				
LAP	LAP TIME	DIFF	MPH	TIME OF DAY
1 -	1:25.663	6.985	65.13	16:35:14.659
2 -	1:22.534	3.856	67.60	16:36:37.193
3 -	1:20.995	2.317	68.89	16:37:58.188
4 -	1:19.589	0.911	70.11	16:39:17.777
5 -	1:19.017	0.339	70.61	16:40:36.794
6 -	1:19.469	0.791	70.21	16:41:56.263
7 -	1:19.010	0.332	70.62	16:43:15.273
8 -	1:18.894 (3)	0.216	70.72	16:44:34.167
9 -	1:19.820	1.142	69.90	16:45:53.987
10 -	1:18.743 (2)	0.065	70.86	16:47:12.730
11 -	1:18.975	0.297	70.65	16:48:31.705
12 -	1:18.930	0.252	70.69	16:49:50.635
13 -	1:19.444	0.766	70.23	16:51:10.079
14 -	1:18.678 (1)		70.92	16:52:28.757
15 -	1:19.261	0.583	70.40	16:53:48.018
16 -	1:18.984	0.306	70.64	16:55:07.002
17 -	1:20.025	1.347	69.72	16:56:27.027

P6 69 Chris MARIES				
LAP	LAP TIME	DIFF	MPH	TIME OF DAY
1 -	1:26.198	7.514	64.73	16:35:15.194
2 -	1:21.201	2.517	68.71	16:36:36.395
3 -	1:19.765	1.081	69.95	16:37:56.160
4 -	1:18.979	0.295	70.65	16:39:15.139
5 -	1:19.735	1.051	69.98	16:40:34.874
6 -	1:18.875 (2)	0.191	70.74	16:41:53.749
7 -	1:19.971	1.287	69.77	16:43:13.720
8 -	1:19.418	0.734	70.26	16:44:33.138
9 -	1:19.174	0.490	70.47	16:45:52.312
10 -	1:19.443	0.759	70.23	16:47:11.755
11 -	1:18.976 (3)	0.292	70.65	16:48:30.731
12 -	1:19.196	0.512	70.45	16:49:49.927
13 -	1:18.684 (1)		70.91	16:51:08.611
14 -	1:19.441	0.757	70.24	16:52:28.052
15 -	1:19.296	0.612	70.36	16:53:47.348
16 -	1:20.412	1.728	69.39	16:55:07.760
17 -	1:20.401	1.717	69.40	16:56:28.161

Weather / Track : Cloudy / Dry

Anglesey Coastal

Circuit Length = 1.5500 miles

Start: 16:33 Flag 16:55 End: 16:57

CNC Heads Sports/Saloon Championship

RACE 8 - LAP ANALYSIS

DIFF = Difference To Personal Best Lap

P7 87 David JONES				
LAP	LAP TIME	DIFF	MPH	TIME OF DAY
1 -	1:28.688	9.166	62.91	16:35:17.684
2 -	1:20.738	1.216	69.11	16:36:38.422
3 -	1:20.477	0.955	69.33	16:37:58.899
4 -	1:19.859	0.337	69.87	16:39:18.758
5 -	1:20.251	0.729	69.53	16:40:39.009
6 -	1:19.728	0.206	69.98	16:41:58.737
7 -	1:20.365	0.843	69.43	16:43:19.102
8 -	1:20.447	0.925	69.36	16:44:39.549
9 -	1:20.060	0.538	69.69	16:45:59.609
10 -	1:19.645 (2)	0.123	70.06	16:47:19.254
11 -	1:19.674 (3)	0.152	70.03	16:48:38.928
12 -	1:19.676	0.154	70.03	16:49:58.604
13 -	1:19.522 (1)		70.16	16:51:18.126
14 -	1:20.137	0.615	69.63	16:52:38.263
15 -	1:19.940	0.418	69.80	16:53:58.203
16 -	1:20.127	0.605	69.63	16:55:18.330
17 -	1:23.147	3.625	67.11	16:56:41.477

P8 50 Neal O'LEARY				
LAP	LAP TIME	DIFF	MPH	TIME OF DAY
1 -	1:31.119	11.582	61.23	16:35:20.115
2 -	1:23.521	3.984	66.80	16:36:43.636
3 -	1:21.239	1.702	68.68	16:38:04.875
4 -	1:20.421	0.884	69.38	16:39:25.296
5 -	1:20.882	1.345	68.98	16:40:46.178
6 -	1:21.557	2.020	68.41	16:42:07.735
7 -	1:20.206	0.669	69.57	16:43:27.941
8 -	1:20.722	1.185	69.12	16:44:48.663
9 -	1:19.537 (1)		70.15	16:46:08.200
10 -	1:19.715 (2)	0.178	69.99	16:47:27.915
11 -	1:20.503	0.966	69.31	16:48:48.418
12 -	1:20.500	0.963	69.31	16:50:08.918
13 -	1:20.307	0.770	69.48	16:51:29.225
14 -	1:20.067 (3)	0.530	69.69	16:52:49.292
15 -	1:20.365	0.828	69.43	16:54:09.657
16 -	1:20.960	1.423	68.92	16:55:30.617

P9 53 Nicholas BARTLETT				
LAP	LAP TIME	DIFF	MPH	TIME OF DAY
1 -	1:30.565	11.769	61.61	16:35:19.561
2 -	1:23.872	5.076	66.53	16:36:43.433
3 -	1:21.096	2.300	68.80	16:38:04.529
4 -	1:19.997	1.201	69.75	16:39:24.526
5 -	1:19.522	0.726	70.16	16:40:44.048
6 -	1:19.072 (3)	0.276	70.56	16:42:03.120
7 -	1:19.557	0.761	70.13	16:43:22.677
8 -	1:20.840	2.044	69.02	16:44:43.517
9 -	1:19.618	0.822	70.08	16:46:03.135
10 -	1:19.445	0.649	70.23	16:47:22.580
11 -	1:19.120	0.324	70.52	16:48:41.700
12 -	1:18.796 (1)		70.81	16:50:00.496
13 -	1:18.803 (2)	0.007	70.80	16:51:19.299
14 -	1:34.489	15.693	59.05	16:52:53.788
15 -	1:19.949	1.153	69.79	16:54:13.737
16 -	1:20.353	1.557	69.44	16:55:34.090

DIFF = Difference To Personal Best Lap

P10 75 Graeme SMITH				
LAP	LAP TIME	DIFF	MPH	TIME OF DAY
1 -	1:30.452	10.081	61.69	16:35:19.448
2 -	1:22.263	1.892	67.83	16:36:41.711
3 -	1:21.354	0.983	68.58	16:38:03.065
4 -	1:21.688	1.317	68.30	16:39:24.753
5 -	1:21.696	1.325	68.30	16:40:46.449
6 -	1:21.541	1.170	68.43	16:42:07.990
7 -	1:21.001 (3)	0.630	68.88	16:43:28.991
8 -	1:20.371 (1)		69.42	16:44:49.362
9 -	1:20.684 (2)	0.313	69.15	16:46:10.046
10 -	1:21.493	1.122	68.47	16:47:31.539
11 -	1:21.291	0.920	68.64	16:48:52.830
12 -	1:21.227	0.856	68.69	16:50:14.057
13 -	1:21.288	0.917	68.64	16:51:35.345
14 -	1:21.227	0.856	68.69	16:52:56.572
15 -	1:21.649	1.278	68.34	16:54:18.221
16 -	1:21.194	0.823	68.72	16:55:39.415

P11 66 Tony HARMAN				
LAP	LAP TIME	DIFF	MPH	TIME OF DAY
1 -	1:33.727	13.368	59.53	16:35:22.723
2 -	1:23.366	3.007	66.93	16:36:46.089
3 -	1:22.024	1.665	68.02	16:38:08.113
4 -	1:23.047	2.688	67.19	16:39:31.160
5 -	1:22.473	2.114	67.65	16:40:53.633
6 -	1:21.006	0.647	68.88	16:42:14.639
7 -	1:20.887	0.528	68.98	16:43:35.526
8 -	1:20.359 (1)		69.43	16:44:55.885
9 -	1:21.497	1.138	68.46	16:46:17.382
10 -	1:21.195	0.836	68.72	16:47:38.577
11 -	1:20.484 (2)	0.125	69.33	16:48:59.061
12 -	1:20.893	0.534	68.98	16:50:19.954
13 -	1:20.490 (3)	0.131	69.32	16:51:40.444
14 -	1:21.312	0.953	68.62	16:53:01.756
15 -	1:21.023	0.664	68.86	16:54:22.779
16 -	1:22.013	1.654	68.03	16:55:44.792

P12 27 Garry WARDLE				
LAP	LAP TIME	DIFF	MPH	TIME OF DAY
1 -	1:30.806	10.238	61.44	16:35:19.802
2 -	1:24.615	4.047	65.94	16:36:44.417
3 -	1:21.865	1.297	68.16	16:38:06.282
4 -	1:22.287	1.719	67.81	16:39:28.569
5 -	1:21.776	1.208	68.23	16:40:50.345
6 -	1:23.269	2.701	67.01	16:42:13.614
7 -	1:20.892	0.324	68.98	16:43:34.506
8 -	1:20.729 (3)	0.161	69.12	16:44:55.235
9 -	1:22.572	2.004	67.57	16:46:17.807
10 -	1:21.305	0.737	68.63	16:47:39.112
11 -	1:20.568 (1)		69.25	16:48:59.680
12 -	1:21.274	0.706	68.65	16:50:20.954
13 -	1:21.703	1.135	68.29	16:51:42.657
14 -	1:21.625	1.057	68.36	16:53:04.282
15 -	1:20.661 (2)	0.093	69.17	16:54:24.943
16 -	1:21.279	0.711	68.65	16:55:46.222

P13 88 Ian BRUCE				
LAP	LAP TIME	DIFF	MPH	TIME OF DAY
1 -	1:32.525	10.649	60.30	16:35:21.521
2 -	1:23.399	1.523	66.90	16:36:44.920

Weather / Track : Cloudy / Dry

Anglesey Coastal

Circuit Length = 1.5500 miles

Start: 16:33 Flag 16:55 End: 16:57

CNC Heads Sports/Saloon Championship

RACE 8 - LAP ANALYSIS

DIFF = Difference To Personal Best Lap

3 -	1:22.536	0.660	67.60	16:38:07.456
4 -	1:22.879	1.003	67.32	16:39:30.335
5 -	1:22.785	0.909	67.40	16:40:53.120
6 -	1:22.782	0.906	67.40	16:42:15.902
7 -	1:22.580	0.704	67.57	16:43:38.482
8 -	1:23.019	1.143	67.21	16:45:01.501
9 -	1:22.538	0.662	67.60	16:46:24.039
10 -	1:22.364	0.488	67.74	16:47:46.403
11 -	1:22.247 (3)	0.371	67.84	16:49:08.650
12 -	1:21.876 (1)		68.15	16:50:30.526
13 -	1:22.017 (2)	0.141	68.03	16:51:52.543
14 -	1:22.394	0.518	67.72	16:53:14.937
15 -	1:22.382	0.506	67.73	16:54:37.319
16 -	1:23.186	1.310	67.07	16:56:00.505

P14 40 Les KIRK

LAP	LAP TIME	DIFF	MPH	TIME OF DAY
1 -	1:34.325	12.754	59.15	16:35:23.321
2 -	1:23.198	1.627	67.06	16:36:46.519
3 -	1:22.378	0.807	67.73	16:38:08.897
4 -	1:22.830	1.259	67.36	16:39:31.727
5 -	1:23.142	1.571	67.11	16:40:54.869
6 -	1:23.604	2.033	66.74	16:42:18.473
7 -	1:21.850 (2)	0.279	68.17	16:43:40.323
8 -	1:23.325	1.754	66.96	16:45:03.648
9 -	1:22.064	0.493	67.99	16:46:25.712
10 -	1:21.571 (1)		68.40	16:47:47.283
11 -	1:22.006 (3)	0.435	68.04	16:49:09.289
12 -	1:22.206	0.635	67.87	16:50:31.495
13 -	1:22.486	0.915	67.64	16:51:53.981
14 -	1:22.790	1.219	67.39	16:53:16.771
15 -	1:22.702	1.131	67.47	16:54:39.473
16 -	1:22.188	0.617	67.89	16:56:01.661

P15 26 Connor MODRO

LAP	LAP TIME	DIFF	MPH	TIME OF DAY
1 -	1:36.044	14.521	58.09	16:35:25.040
2 -	1:24.254	2.731	66.22	16:36:49.294
3 -	1:22.523	1.000	67.61	16:38:11.817
4 -	1:22.205	0.682	67.87	16:39:34.022
5 -	1:21.613 (2)	0.090	68.37	16:40:55.635
6 -	1:23.274	1.751	67.00	16:42:18.909
7 -	1:22.560	1.037	67.58	16:43:41.469
8 -	1:22.757	1.234	67.42	16:45:04.226
9 -	1:21.782 (3)	0.259	68.23	16:46:26.008
10 -	1:22.661	1.138	67.50	16:47:48.669
11 -	1:22.095	0.572	67.97	16:49:10.764
12 -	1:21.523 (1)		68.44	16:50:32.287
13 -	1:21.990	0.467	68.05	16:51:54.277
14 -	1:23.763	2.240	66.61	16:53:18.040
15 -	1:21.990	0.467	68.05	16:54:40.030
16 -	1:22.170	0.647	67.90	16:56:02.200

P16 82 Graham SAUL

LAP	LAP TIME	DIFF	MPH	TIME OF DAY
1 -	1:44.082	24.166	53.61	16:35:33.078
2 -	1:26.863	6.947	64.23	16:36:59.941
3 -	1:26.560	6.644	64.46	16:38:26.501
4 -	1:25.221	5.305	65.47	16:39:51.722
5 -	1:25.069	5.153	65.59	16:41:16.791
6 -	1:21.964	2.048	68.07	16:42:38.755
7 -	1:20.458 (3)	0.542	69.35	16:43:59.213

DIFF = Difference To Personal Best Lap

8 -	1:22.205	2.289	67.87	16:45:21.418
9 -	1:21.968	2.052	68.07	16:46:43.386
10 -	1:22.345	2.429	67.76	16:48:05.731
11 -	1:20.694	0.778	69.15	16:49:26.425
12 -	1:21.359	1.443	68.58	16:50:47.784
13 -	1:19.916 (1)		69.82	16:52:07.700
14 -	1:19.935 (2)	0.019	69.80	16:53:27.635
15 -	1:21.042	1.126	68.85	16:54:48.677
16 -	1:20.970	1.054	68.91	16:56:09.647

P17 67 David BIRD

LAP	LAP TIME	DIFF	MPH	TIME OF DAY
1 -	1:37.590	14.760	57.17	16:35:26.586
2 -	1:24.511	1.681	66.02	16:36:51.097
3 -	1:23.942	1.112	66.47	16:38:15.039
4 -	1:26.155	3.325	64.76	16:39:41.194
5 -	1:23.373 (3)	0.543	66.92	16:41:04.567
6 -	1:24.958	2.128	65.67	16:42:29.525
7 -	1:24.862	2.032	65.75	16:43:54.387
8 -	1:24.137	1.307	66.32	16:45:18.524
9 -	1:23.466	0.636	66.85	16:46:41.990
10 -	1:25.233	2.403	65.46	16:48:07.223
11 -	1:23.804	0.974	66.58	16:49:31.027
12 -	1:22.830 (1)		67.36	16:50:53.857
13 -	1:23.049 (2)	0.219	67.18	16:52:16.906
14 -	1:25.828	2.998	65.01	16:53:42.734
15 -	1:23.496	0.666	66.82	16:55:06.230
16 -	1:23.463	0.633	66.85	16:56:29.693

P18 76 Rob PHILLIPS

LAP	LAP TIME	DIFF	MPH	TIME OF DAY
1 -	1:35.401	12.113	58.48	16:35:24.397
2 -	1:24.673	1.385	65.90	16:36:49.070
3 -	1:25.251	1.963	65.45	16:38:14.321
4 -	1:23.993	0.705	66.43	16:39:38.314
5 -	1:23.655	0.367	66.70	16:41:01.969
6 -	1:25.576	2.288	65.20	16:42:27.545
7 -	1:24.544	1.256	66.00	16:43:52.089
8 -	1:24.654	1.366	65.91	16:45:16.743
9 -	1:24.291	1.003	66.19	16:46:41.034
10 -	1:25.721	2.433	65.09	16:48:06.755
11 -	1:23.288 (1)		66.99	16:49:30.043
12 -	1:23.330 (2)	0.042	66.96	16:50:53.373
13 -	1:23.335 (3)	0.047	66.95	16:52:16.708
14 -	1:25.734	2.446	65.08	16:53:42.442
15 -	1:23.564	0.276	66.77	16:55:06.006
16 -	1:25.437	2.149	65.31	16:56:31.443

P19 29 Angus EDDOWES

LAP	LAP TIME	DIFF	MPH	TIME OF DAY
1 -	1:36.491	13.555	57.82	16:35:25.487
2 -	1:24.555	1.619	65.99	16:36:50.042
3 -	1:24.732	1.796	65.85	16:38:14.774
4 -	1:24.131	1.195	66.32	16:39:38.905
5 -	1:23.871	0.935	66.53	16:41:02.776
6 -	1:25.301	2.365	65.41	16:42:28.077
7 -	1:23.627 (3)	0.691	66.72	16:43:51.704
8 -	1:24.423	1.487	66.09	16:45:16.127
9 -	1:24.092	1.156	66.35	16:46:40.219
10 -	1:25.000	2.064	65.64	16:48:05.219
11 -	1:25.137	2.201	65.54	16:49:30.356
12 -	1:23.405 (2)	0.469	66.90	16:50:53.761

Weather / Track : Cloudy / Dry

Anglesey Coastal

Circuit Length = 1.5500 miles

Start: 16:33 Flag 16:55 End: 16:57

CNC Heads Sports/Saloon Championship

RACE 8 - LAP ANALYSIS

DIFF = Difference To Personal Best Lap

13 -	1:24.180	1.244	66.28	16:52:17.941
14 -	1:25.516	2.580	65.25	16:53:43.457
15 -	1:26.585	3.649	64.44	16:55:10.042
16 -	1:22.936 (1)		67.28	16:56:32.978

P20 78 Guy CARTER

LAP	LAP TIME	DIFF	MPH	TIME OF DAY
1 -	1:36.853	13.842	57.61	16:35:25.849
2 -	1:24.429	1.418	66.09	16:36:50.278
3 -	1:25.275	2.264	65.43	16:38:15.553
4 -	1:24.075	1.064	66.36	16:39:39.628
5 -	1:23.657 (3)	0.646	66.70	16:41:03.285
6 -	1:25.884	2.873	64.97	16:42:29.169
7 -	1:24.818	1.807	65.78	16:43:53.987
8 -	1:24.063	1.052	66.37	16:45:18.050
9 -	1:24.891	1.880	65.73	16:46:42.941
10 -	1:24.947	1.936	65.68	16:48:07.888
11 -	1:24.033	1.022	66.40	16:49:31.921
12 -	1:23.011 (1)		67.22	16:50:54.932
13 -	1:23.595 (2)	0.584	66.75	16:52:18.527
14 -	1:25.341	2.330	65.38	16:53:43.868
15 -	1:27.022	4.011	64.12	16:55:10.890
16 -	1:27.713	4.702	63.61	16:56:38.603

P21 84 Peter KOUKOULAS

LAP	LAP TIME	DIFF	MPH	TIME OF DAY
1 -	1:38.164	13.524	56.84	16:35:27.160
2 -	1:25.416	0.776	65.32	16:36:52.576
3 -	1:24.649 (2)	0.009	65.91	16:38:17.225
4 -	1:25.019	0.379	65.63	16:39:42.244
5 -	1:24.861	0.221	65.75	16:41:07.105
6 -	1:24.691 (3)	0.051	65.88	16:42:31.796
7 -	1:24.640 (1)		65.92	16:43:56.436
8 -	1:27.017	2.377	64.12	16:45:23.453
9 -	1:24.745	0.105	65.84	16:46:48.198
10 -	1:26.650	2.010	64.39	16:48:14.848
11 -	1:25.060	0.420	65.60	16:49:39.908
12 -	1:25.017	0.377	65.63	16:51:04.925
13 -	1:26.958	2.318	64.16	16:52:31.883
14 -	1:25.574	0.934	65.20	16:53:57.457
15 -	1:24.923	0.283	65.70	16:55:22.380

P22 37 Brian ALLEN

LAP	LAP TIME	DIFF	MPH	TIME OF DAY
1 -	1:43.743	10.026	53.78	16:35:32.739
2 -	1:33.900	0.183	59.42	16:37:06.639
3 -	1:35.511	1.794	58.42	16:38:42.150
4 -	1:35.446	1.729	58.46	16:40:17.596
5 -	1:34.830	1.113	58.84	16:41:52.426
6 -	1:35.280	1.563	58.56	16:43:27.706
7 -	1:37.717	4.000	57.10	16:45:05.423
8 -	1:33.793 (3)	0.076	59.49	16:46:39.216
9 -	1:35.517	1.800	58.41	16:48:14.733
10 -	1:33.717 (1)		59.54	16:49:48.450
11 -	1:33.718 (2)	0.001	59.54	16:51:22.168
12 -	1:34.257	0.540	59.20	16:52:56.425
13 -	1:35.405	1.688	58.48	16:54:31.830
14 -	1:33.999	0.282	59.36	16:56:05.829

DIFF = Difference To Personal Best Lap

P23 45 Oliver THOMAS				
LAP	LAP TIME	DIFF	MPH	TIME OF DAY
1 -	1:37.062	15.718	57.48	16:35:26.058
2 -	1:25.579	4.235	65.20	16:36:51.637
3 -	1:24.690	3.346	65.88	16:38:16.327
4 -	1:25.725	4.381	65.09	16:39:42.052
5 -	1:23.435	2.091	66.87	16:41:05.487
6 -	1:24.610	3.266	65.95	16:42:30.097
7 -	1:23.772	2.428	66.60	16:43:53.869
8 -	1:23.612	2.268	66.73	16:45:17.481
9 -	1:23.890	2.546	66.51	16:46:41.371
10 -	1:24.705	3.361	65.87	16:48:06.076
11 -	1:21.904 (2)	0.560	68.12	16:49:27.980
12 -	1:21.344 (1)		68.59	16:50:49.324
13 -	1:22.355 (3)	1.011	67.75	16:52:11.679

P24 13 Paul DOBSON

LAP	LAP TIME	DIFF	MPH	TIME OF DAY
1 -	1:17.486	4.714	72.01	16:35:06.482
2 -	1:12.975	0.203	76.46	16:36:19.457
3 -	1:12.910 (3)	0.138	76.53	16:37:32.367
4 -	1:12.772 (1)		76.67	16:38:45.139
5 -	1:12.863 (2)	0.091	76.58	16:39:58.002
6 -	1:13.591	0.819	75.82	16:41:11.593
7 -	1:13.672	0.900	75.74	16:42:25.265

P25 175 Andrew SOUTHCOTT

LAP	LAP TIME	DIFF	MPH	TIME OF DAY
1 -	1:30.353 P		61.75	16:35:19.349
2 -	3:08.381 P		29.62	16:38:27.730

Weather / Track : Cloudy / Dry

Anglesey Coastal

Circuit Length = 1.5500 miles

Start: 16:33 Flag 16:55 End: 16:57

CNC Heads Sports/Saloon Championship

RACE 8 - LAP ANALYSIS

DIFF = Difference To Personal Best Lap

P1 32 Danny BIRD				
LAP	LAP TIME	DIFF	MPH	TIME OF DAY
1 -	1:16.042	6.256	73.38	16:35:05.038
2 -	1:11.493	1.707	78.05	16:36:16.531
3 -	1:11.377	1.591	78.17	16:37:27.908
4 -	1:10.427 (2)	0.641	79.23	16:38:38.335
5 -	1:09.786 (1)		79.95	16:39:48.121
6 -	1:11.452	1.666	78.09	16:40:59.573
7 -	1:12.911	3.125	76.53	16:42:12.484
8 -	1:11.048	1.262	78.53	16:43:23.532
9 -	1:11.307	1.521	78.25	16:44:34.839
10 -	1:12.372	2.586	77.10	16:45:47.211
11 -	1:11.211	1.425	78.35	16:46:58.422
12 -	1:11.523	1.737	78.01	16:48:09.945
13 -	1:11.798	2.012	77.71	16:49:21.743
14 -	1:11.380	1.594	78.17	16:50:33.123
15 -	1:12.338	2.552	77.13	16:51:45.461
16 -	1:11.638	1.852	77.89	16:52:57.099
17 -	1:11.661	1.875	77.86	16:54:08.760
18 -	1:11.021 (3)	1.235	78.56	16:55:19.781

P2 3 David HARVEY				
LAP	LAP TIME	DIFF	MPH	TIME OF DAY
1 -	1:15.743	4.314	73.66	16:35:04.739
2 -	1:11.429 (1)		78.12	16:36:16.168
3 -	1:12.428	0.999	77.04	16:37:28.596
4 -	1:11.487 (3)	0.058	78.05	16:38:40.083
5 -	1:11.539	0.110	77.99	16:39:51.622
6 -	1:12.449	1.020	77.02	16:41:04.071
7 -	1:12.688	1.259	76.76	16:42:16.759
8 -	1:12.463	1.034	77.00	16:43:29.222
9 -	1:12.613	1.184	76.84	16:44:41.835
10 -	1:12.016	0.587	77.48	16:45:53.851
11 -	1:11.447 (2)	0.018	78.10	16:47:05.298
12 -	1:11.943	0.514	77.56	16:48:17.241
13 -	1:13.284	1.855	76.14	16:49:30.525
14 -	1:12.752	1.323	76.69	16:50:43.277
15 -	1:12.247	0.818	77.23	16:51:55.524
16 -	1:12.636	1.207	76.82	16:53:08.160
17 -	1:12.254	0.825	77.22	16:54:20.414
18 -	1:13.806	2.377	75.60	16:55:34.220

P3 18 Luke ARMIGER				
LAP	LAP TIME	DIFF	MPH	TIME OF DAY
1 -	1:18.335	5.498	71.23	16:35:07.331
2 -	1:13.001	0.164	76.43	16:36:20.332
3 -	1:12.990 (3)	0.153	76.44	16:37:33.322
4 -	1:12.837 (1)		76.60	16:38:46.159
5 -	1:12.984 (2)	0.147	76.45	16:39:59.143
6 -	1:13.634	0.797	75.78	16:41:12.777
7 -	1:15.175	2.338	74.22	16:42:27.952
8 -	1:14.581	1.744	74.81	16:43:42.533
9 -	1:15.645	2.808	73.76	16:44:58.178
10 -	1:16.391	3.554	73.04	16:46:14.569
11 -	1:16.216	3.379	73.21	16:47:30.785
12 -	1:17.112	4.275	72.36	16:48:47.897
13 -	1:19.411	6.574	70.26	16:50:07.308
14 -	1:20.304	7.467	69.48	16:51:27.612
15 -	1:19.834	6.997	69.89	16:52:47.446
16 -	1:19.991	7.154	69.75	16:54:07.437
17 -	1:16.668	3.831	72.78	16:55:24.105

DIFF = Difference To Personal Best Lap

P4 57 Robert BURKINSHAW				
LAP	LAP TIME	DIFF	MPH	TIME OF DAY
1 -	1:22.271	6.902	67.82	16:35:11.267
2 -	1:17.339	1.970	72.15	16:36:28.606
3 -	1:16.371	1.002	73.06	16:37:44.977
4 -	1:15.369 (1)		74.03	16:39:00.346
5 -	1:15.531	0.162	73.87	16:40:15.877
6 -	1:15.504 (3)	0.135	73.90	16:41:31.381
7 -	1:15.376 (2)	0.007	74.02	16:42:46.757
8 -	1:15.595	0.226	73.81	16:44:02.352
9 -	1:17.533	2.164	71.96	16:45:19.885
10 -	1:17.068	1.699	72.40	16:46:36.953
11 -	1:15.573	0.204	73.83	16:47:52.526
12 -	1:16.638	1.269	72.81	16:49:09.164
13 -	1:15.780	0.411	73.63	16:50:24.944
14 -	1:15.921	0.552	73.49	16:51:40.865
15 -	1:16.906	1.537	72.55	16:52:57.771
16 -	1:16.055	0.686	73.36	16:54:13.826
17 -	1:16.294	0.925	73.13	16:55:30.120

P5 60 Stephen KEENAN				
LAP	LAP TIME	DIFF	MPH	TIME OF DAY
1 -	1:25.663	6.985	65.13	16:35:14.659
2 -	1:22.534	3.856	67.60	16:36:37.193
3 -	1:20.995	2.317	68.89	16:37:58.188
4 -	1:19.589	0.911	70.11	16:39:17.777
5 -	1:19.017	0.339	70.61	16:40:36.794
6 -	1:19.469	0.791	70.21	16:41:56.263
7 -	1:19.010	0.332	70.62	16:43:15.273
8 -	1:18.894 (3)	0.216	70.72	16:44:34.167
9 -	1:19.820	1.142	69.90	16:45:53.987
10 -	1:18.743 (2)	0.065	70.86	16:47:12.730
11 -	1:18.975	0.297	70.65	16:48:31.705
12 -	1:18.930	0.252	70.69	16:49:50.635
13 -	1:19.444	0.766	70.23	16:51:10.079
14 -	1:18.678 (1)		70.92	16:52:28.757
15 -	1:19.261	0.583	70.40	16:53:48.018
16 -	1:18.984	0.306	70.64	16:55:07.002
17 -	1:20.025	1.347	69.72	16:56:27.027

P6 69 Chris MARIES				
LAP	LAP TIME	DIFF	MPH	TIME OF DAY
1 -	1:26.198	7.514	64.73	16:35:15.194
2 -	1:21.201	2.517	68.71	16:36:36.395
3 -	1:19.765	1.081	69.95	16:37:56.160
4 -	1:18.979	0.295	70.65	16:39:15.139
5 -	1:19.735	1.051	69.98	16:40:34.874
6 -	1:18.875 (2)	0.191	70.74	16:41:53.749
7 -	1:19.971	1.287	69.77	16:43:13.720
8 -	1:19.418	0.734	70.26	16:44:33.138
9 -	1:19.174	0.490	70.47	16:45:52.312
10 -	1:19.443	0.759	70.23	16:47:11.755
11 -	1:18.976 (3)	0.292	70.65	16:48:30.731
12 -	1:19.196	0.512	70.45	16:49:49.927
13 -	1:18.684 (1)		70.91	16:51:08.611
14 -	1:19.441	0.757	70.24	16:52:28.052
15 -	1:19.296	0.612	70.36	16:53:47.348
16 -	1:20.412	1.728	69.39	16:55:07.760
17 -	1:20.401	1.717	69.40	16:56:28.161

Weather / Track : Cloudy / Dry

Anglesey Coastal

Circuit Length = 1.5500 miles

Start: 16:33 Flag 16:55 End: 16:57

CNC Heads Sports/Saloon Championship

RACE 8 - LAP ANALYSIS

DIFF = Difference To Personal Best Lap

P7 87 David JONES				
LAP	LAP TIME	DIFF	MPH	TIME OF DAY
1 -	1:28.688	9.166	62.91	16:35:17.684
2 -	1:20.738	1.216	69.11	16:36:38.422
3 -	1:20.477	0.955	69.33	16:37:58.899
4 -	1:19.859	0.337	69.87	16:39:18.758
5 -	1:20.251	0.729	69.53	16:40:39.009
6 -	1:19.728	0.206	69.98	16:41:58.737
7 -	1:20.365	0.843	69.43	16:43:19.102
8 -	1:20.447	0.925	69.36	16:44:39.549
9 -	1:20.060	0.538	69.69	16:45:59.609
10 -	1:19.645 (2)	0.123	70.06	16:47:19.254
11 -	1:19.674 (3)	0.152	70.03	16:48:38.928
12 -	1:19.676	0.154	70.03	16:49:58.604
13 -	1:19.522 (1)		70.16	16:51:18.126
14 -	1:20.137	0.615	69.63	16:52:38.263
15 -	1:19.940	0.418	69.80	16:53:58.203
16 -	1:20.127	0.605	69.63	16:55:18.330
17 -	1:23.147	3.625	67.11	16:56:41.477

P8 50 Neal O'LEARY				
LAP	LAP TIME	DIFF	MPH	TIME OF DAY
1 -	1:31.119	11.582	61.23	16:35:20.115
2 -	1:23.521	3.984	66.80	16:36:43.636
3 -	1:21.239	1.702	68.68	16:38:04.875
4 -	1:20.421	0.884	69.38	16:39:25.296
5 -	1:20.882	1.345	68.98	16:40:46.178
6 -	1:21.557	2.020	68.41	16:42:07.735
7 -	1:20.206	0.669	69.57	16:43:27.941
8 -	1:20.722	1.185	69.12	16:44:48.663
9 -	1:19.537 (1)		70.15	16:46:08.200
10 -	1:19.715 (2)	0.178	69.99	16:47:27.915
11 -	1:20.503	0.966	69.31	16:48:48.418
12 -	1:20.500	0.963	69.31	16:50:08.918
13 -	1:20.307	0.770	69.48	16:51:29.225
14 -	1:20.067 (3)	0.530	69.69	16:52:49.292
15 -	1:20.365	0.828	69.43	16:54:09.657
16 -	1:20.960	1.423	68.92	16:55:30.617

P9 53 Nicholas BARTLETT				
LAP	LAP TIME	DIFF	MPH	TIME OF DAY
1 -	1:30.565	11.769	61.61	16:35:19.561
2 -	1:23.872	5.076	66.53	16:36:43.433
3 -	1:21.096	2.300	68.80	16:38:04.529
4 -	1:19.997	1.201	69.75	16:39:24.526
5 -	1:19.522	0.726	70.16	16:40:44.048
6 -	1:19.072 (3)	0.276	70.56	16:42:03.120
7 -	1:19.557	0.761	70.13	16:43:22.677
8 -	1:20.840	2.044	69.02	16:44:43.517
9 -	1:19.618	0.822	70.08	16:46:03.135
10 -	1:19.445	0.649	70.23	16:47:22.580
11 -	1:19.120	0.324	70.52	16:48:41.700
12 -	1:18.796 (1)		70.81	16:50:00.496
13 -	1:18.803 (2)	0.007	70.80	16:51:19.299
14 -	1:34.489	15.693	59.05	16:52:53.788
15 -	1:19.949	1.153	69.79	16:54:13.737
16 -	1:20.353	1.557	69.44	16:55:34.090

DIFF = Difference To Personal Best Lap

P10 75 Graeme SMITH				
LAP	LAP TIME	DIFF	MPH	TIME OF DAY
1 -	1:30.452	10.081	61.69	16:35:19.448
2 -	1:22.263	1.892	67.83	16:36:41.711
3 -	1:21.354	0.983	68.58	16:38:03.065
4 -	1:21.688	1.317	68.30	16:39:24.753
5 -	1:21.696	1.325	68.30	16:40:46.449
6 -	1:21.541	1.170	68.43	16:42:07.990
7 -	1:21.001 (3)	0.630	68.88	16:43:28.991
8 -	1:20.371 (1)		69.42	16:44:49.362
9 -	1:20.684 (2)	0.313	69.15	16:46:10.046
10 -	1:21.493	1.122	68.47	16:47:31.539
11 -	1:21.291	0.920	68.64	16:48:52.830
12 -	1:21.227	0.856	68.69	16:50:14.057
13 -	1:21.288	0.917	68.64	16:51:35.345
14 -	1:21.227	0.856	68.69	16:52:56.572
15 -	1:21.649	1.278	68.34	16:54:18.221
16 -	1:21.194	0.823	68.72	16:55:39.415

P11 66 Tony HARMAN				
LAP	LAP TIME	DIFF	MPH	TIME OF DAY
1 -	1:33.727	13.368	59.53	16:35:22.723
2 -	1:23.366	3.007	66.93	16:36:46.089
3 -	1:22.024	1.665	68.02	16:38:08.113
4 -	1:23.047	2.688	67.19	16:39:31.160
5 -	1:22.473	2.114	67.65	16:40:53.633
6 -	1:21.006	0.647	68.88	16:42:14.639
7 -	1:20.887	0.528	68.98	16:43:35.526
8 -	1:20.359 (1)		69.43	16:44:55.885
9 -	1:21.497	1.138	68.46	16:46:17.382
10 -	1:21.195	0.836	68.72	16:47:38.577
11 -	1:20.484 (2)	0.125	69.33	16:48:59.061
12 -	1:20.893	0.534	68.98	16:50:19.954
13 -	1:20.490 (3)	0.131	69.32	16:51:40.444
14 -	1:21.312	0.953	68.62	16:53:01.756
15 -	1:21.023	0.664	68.86	16:54:22.779
16 -	1:22.013	1.654	68.03	16:55:44.792

P12 27 Garry WARDLE				
LAP	LAP TIME	DIFF	MPH	TIME OF DAY
1 -	1:30.806	10.238	61.44	16:35:19.802
2 -	1:24.615	4.047	65.94	16:36:44.417
3 -	1:21.865	1.297	68.16	16:38:06.282
4 -	1:22.287	1.719	67.81	16:39:28.569
5 -	1:21.776	1.208	68.23	16:40:50.345
6 -	1:23.269	2.701	67.01	16:42:13.614
7 -	1:20.892	0.324	68.98	16:43:34.506
8 -	1:20.729 (3)	0.161	69.12	16:44:55.235
9 -	1:22.572	2.004	67.57	16:46:17.807
10 -	1:21.305	0.737	68.63	16:47:39.112
11 -	1:20.568 (1)		69.25	16:48:59.680
12 -	1:21.274	0.706	68.65	16:50:20.954
13 -	1:21.703	1.135	68.29	16:51:42.657
14 -	1:21.625	1.057	68.36	16:53:04.282
15 -	1:20.661 (2)	0.093	69.17	16:54:24.943
16 -	1:21.279	0.711	68.65	16:55:46.222

P13 88 Ian BRUCE				
LAP	LAP TIME	DIFF	MPH	TIME OF DAY
1 -	1:32.525	10.649	60.30	16:35:21.521
2 -	1:23.399	1.523	66.90	16:36:44.920

Weather / Track : Cloudy / Dry

Anglesey Coastal

Circuit Length = 1.5500 miles

Start: 16:33 Flag 16:55 End: 16:57

CNC Heads Sports/Saloon Championship

RACE 8 - LAP ANALYSIS

DIFF = Difference To Personal Best Lap

3 -	1:22.536	0.660	67.60	16:38:07.456
4 -	1:22.879	1.003	67.32	16:39:30.335
5 -	1:22.785	0.909	67.40	16:40:53.120
6 -	1:22.782	0.906	67.40	16:42:15.902
7 -	1:22.580	0.704	67.57	16:43:38.482
8 -	1:23.019	1.143	67.21	16:45:01.501
9 -	1:22.538	0.662	67.60	16:46:24.039
10 -	1:22.364	0.488	67.74	16:47:46.403
11 -	1:22.247 (3)	0.371	67.84	16:49:08.650
12 -	1:21.876 (1)		68.15	16:50:30.526
13 -	1:22.017 (2)	0.141	68.03	16:51:52.543
14 -	1:22.394	0.518	67.72	16:53:14.937
15 -	1:22.382	0.506	67.73	16:54:37.319
16 -	1:23.186	1.310	67.07	16:56:00.505

P14 40 Les KIRK

LAP	LAP TIME	DIFF	MPH	TIME OF DAY
1 -	1:34.325	12.754	59.15	16:35:23.321
2 -	1:23.198	1.627	67.06	16:36:46.519
3 -	1:22.378	0.807	67.73	16:38:08.897
4 -	1:22.830	1.259	67.36	16:39:31.727
5 -	1:23.142	1.571	67.11	16:40:54.869
6 -	1:23.604	2.033	66.74	16:42:18.473
7 -	1:21.850 (2)	0.279	68.17	16:43:40.323
8 -	1:23.325	1.754	66.96	16:45:03.648
9 -	1:22.064	0.493	67.99	16:46:25.712
10 -	1:21.571 (1)		68.40	16:47:47.283
11 -	1:22.006 (3)	0.435	68.04	16:49:09.289
12 -	1:22.206	0.635	67.87	16:50:31.495
13 -	1:22.486	0.915	67.64	16:51:53.981
14 -	1:22.790	1.219	67.39	16:53:16.771
15 -	1:22.702	1.131	67.47	16:54:39.473
16 -	1:22.188	0.617	67.89	16:56:01.661

P15 26 Connor MODRO

LAP	LAP TIME	DIFF	MPH	TIME OF DAY
1 -	1:36.044	14.521	58.09	16:35:25.040
2 -	1:24.254	2.731	66.22	16:36:49.294
3 -	1:22.523	1.000	67.61	16:38:11.817
4 -	1:22.205	0.682	67.87	16:39:34.022
5 -	1:21.613 (2)	0.090	68.37	16:40:55.635
6 -	1:23.274	1.751	67.00	16:42:18.909
7 -	1:22.560	1.037	67.58	16:43:41.469
8 -	1:22.757	1.234	67.42	16:45:04.226
9 -	1:21.782 (3)	0.259	68.23	16:46:26.008
10 -	1:22.661	1.138	67.50	16:47:48.669
11 -	1:22.095	0.572	67.97	16:49:10.764
12 -	1:21.523 (1)		68.44	16:50:32.287
13 -	1:21.990	0.467	68.05	16:51:54.277
14 -	1:23.763	2.240	66.61	16:53:18.040
15 -	1:21.990	0.467	68.05	16:54:40.030
16 -	1:22.170	0.647	67.90	16:56:02.200

P16 82 Graham SAUL

LAP	LAP TIME	DIFF	MPH	TIME OF DAY
1 -	1:44.082	24.166	53.61	16:35:33.078
2 -	1:26.863	6.947	64.23	16:36:59.941
3 -	1:26.560	6.644	64.46	16:38:26.501
4 -	1:25.221	5.305	65.47	16:39:51.722
5 -	1:25.069	5.153	65.59	16:41:16.791
6 -	1:21.964	2.048	68.07	16:42:38.755
7 -	1:20.458 (3)	0.542	69.35	16:43:59.213

DIFF = Difference To Personal Best Lap

8 -	1:22.205	2.289	67.87	16:45:21.418
9 -	1:21.968	2.052	68.07	16:46:43.386
10 -	1:22.345	2.429	67.76	16:48:05.731
11 -	1:20.694	0.778	69.15	16:49:26.425
12 -	1:21.359	1.443	68.58	16:50:47.784
13 -	1:19.916 (1)		69.82	16:52:07.700
14 -	1:19.935 (2)	0.019	69.80	16:53:27.635
15 -	1:21.042	1.126	68.85	16:54:48.677
16 -	1:20.970	1.054	68.91	16:56:09.647

P17 67 David BIRD

LAP	LAP TIME	DIFF	MPH	TIME OF DAY
1 -	1:37.590	14.760	57.17	16:35:26.586
2 -	1:24.511	1.681	66.02	16:36:51.097
3 -	1:23.942	1.112	66.47	16:38:15.039
4 -	1:26.155	3.325	64.76	16:39:41.194
5 -	1:23.373 (3)	0.543	66.92	16:41:04.567
6 -	1:24.958	2.128	65.67	16:42:29.525
7 -	1:24.862	2.032	65.75	16:43:54.387
8 -	1:24.137	1.307	66.32	16:45:18.524
9 -	1:23.466	0.636	66.85	16:46:41.990
10 -	1:25.233	2.403	65.46	16:48:07.223
11 -	1:23.804	0.974	66.58	16:49:31.027
12 -	1:22.830 (1)		67.36	16:50:53.857
13 -	1:23.049 (2)	0.219	67.18	16:52:16.906
14 -	1:25.828	2.998	65.01	16:53:42.734
15 -	1:23.496	0.666	66.82	16:55:06.230
16 -	1:23.463	0.633	66.85	16:56:29.693

P18 76 Rob PHILLIPS

LAP	LAP TIME	DIFF	MPH	TIME OF DAY
1 -	1:35.401	12.113	58.48	16:35:24.397
2 -	1:24.673	1.385	65.90	16:36:49.070
3 -	1:25.251	1.963	65.45	16:38:14.321
4 -	1:23.993	0.705	66.43	16:39:38.314
5 -	1:23.655	0.367	66.70	16:41:01.969
6 -	1:25.576	2.288	65.20	16:42:27.545
7 -	1:24.544	1.256	66.00	16:43:52.089
8 -	1:24.654	1.366	65.91	16:45:16.743
9 -	1:24.291	1.003	66.19	16:46:41.034
10 -	1:25.721	2.433	65.09	16:48:06.755
11 -	1:23.288 (1)		66.99	16:49:30.043
12 -	1:23.330 (2)	0.042	66.96	16:50:53.373
13 -	1:23.335 (3)	0.047	66.95	16:52:16.708
14 -	1:25.734	2.446	65.08	16:53:42.442
15 -	1:23.564	0.276	66.77	16:55:06.006
16 -	1:25.437	2.149	65.31	16:56:31.443

P19 29 Angus EDDOWES

LAP	LAP TIME	DIFF	MPH	TIME OF DAY
1 -	1:36.491	13.555	57.82	16:35:25.487
2 -	1:24.555	1.619	65.99	16:36:50.042
3 -	1:24.732	1.796	65.85	16:38:14.774
4 -	1:24.131	1.195	66.32	16:39:38.905
5 -	1:23.871	0.935	66.53	16:41:02.776
6 -	1:25.301	2.365	65.41	16:42:28.077
7 -	1:23.627 (3)	0.691	66.72	16:43:51.704
8 -	1:24.423	1.487	66.09	16:45:16.127
9 -	1:24.092	1.156	66.35	16:46:40.219
10 -	1:25.000	2.064	65.64	16:48:05.219
11 -	1:25.137	2.201	65.54	16:49:30.356
12 -	1:23.405 (2)	0.469	66.90	16:50:53.761

Weather / Track : Cloudy / Dry

Anglesey Coastal

Circuit Length = 1.5500 miles

Start: 16:33 Flag 16:55 End: 16:57

CNC Heads Sports/Saloon Championship

RACE 8 - LAP ANALYSIS

DIFF = Difference To Personal Best Lap

13 -	1:24.180	1.244	66.28	16:52:17.941
14 -	1:25.516	2.580	65.25	16:53:43.457
15 -	1:26.585	3.649	64.44	16:55:10.042
16 -	1:22.936 (1)		67.28	16:56:32.978

P20 78 Guy CARTER

LAP	LAP TIME	DIFF	MPH	TIME OF DAY
1 -	1:36.853	13.842	57.61	16:35:25.849
2 -	1:24.429	1.418	66.09	16:36:50.278
3 -	1:25.275	2.264	65.43	16:38:15.553
4 -	1:24.075	1.064	66.36	16:39:39.628
5 -	1:23.657 (3)	0.646	66.70	16:41:03.285
6 -	1:25.884	2.873	64.97	16:42:29.169
7 -	1:24.818	1.807	65.78	16:43:53.987
8 -	1:24.063	1.052	66.37	16:45:18.050
9 -	1:24.891	1.880	65.73	16:46:42.941
10 -	1:24.947	1.936	65.68	16:48:07.888
11 -	1:24.033	1.022	66.40	16:49:31.921
12 -	1:23.011 (1)		67.22	16:50:54.932
13 -	1:23.595 (2)	0.584	66.75	16:52:18.527
14 -	1:25.341	2.330	65.38	16:53:43.868
15 -	1:27.022	4.011	64.12	16:55:10.890
16 -	1:27.713	4.702	63.61	16:56:38.603

P21 84 Peter KOUKOULAS

LAP	LAP TIME	DIFF	MPH	TIME OF DAY
1 -	1:38.164	13.524	56.84	16:35:27.160
2 -	1:25.416	0.776	65.32	16:36:52.576
3 -	1:24.649 (2)	0.009	65.91	16:38:17.225
4 -	1:25.019	0.379	65.63	16:39:42.244
5 -	1:24.861	0.221	65.75	16:41:07.105
6 -	1:24.691 (3)	0.051	65.88	16:42:31.796
7 -	1:24.640 (1)		65.92	16:43:56.436
8 -	1:27.017	2.377	64.12	16:45:23.453
9 -	1:24.745	0.105	65.84	16:46:48.198
10 -	1:26.650	2.010	64.39	16:48:14.848
11 -	1:25.060	0.420	65.60	16:49:39.908
12 -	1:25.017	0.377	65.63	16:51:04.925
13 -	1:26.958	2.318	64.16	16:52:31.883
14 -	1:25.574	0.934	65.20	16:53:57.457
15 -	1:24.923	0.283	65.70	16:55:22.380

P22 37 Brian ALLEN

LAP	LAP TIME	DIFF	MPH	TIME OF DAY
1 -	1:43.743	10.026	53.78	16:35:32.739
2 -	1:33.900	0.183	59.42	16:37:06.639
3 -	1:35.511	1.794	58.42	16:38:42.150
4 -	1:35.446	1.729	58.46	16:40:17.596
5 -	1:34.830	1.113	58.84	16:41:52.426
6 -	1:35.280	1.563	58.56	16:43:27.706
7 -	1:37.717	4.000	57.10	16:45:05.423
8 -	1:33.793 (3)	0.076	59.49	16:46:39.216
9 -	1:35.517	1.800	58.41	16:48:14.733
10 -	1:33.717 (1)		59.54	16:49:48.450
11 -	1:33.718 (2)	0.001	59.54	16:51:22.168
12 -	1:34.257	0.540	59.20	16:52:56.425
13 -	1:35.405	1.688	58.48	16:54:31.830
14 -	1:33.999	0.282	59.36	16:56:05.829

DIFF = Difference To Personal Best Lap

P23 45 Oliver THOMAS				
LAP	LAP TIME	DIFF	MPH	TIME OF DAY
1 -	1:37.062	15.718	57.48	16:35:26.058
2 -	1:25.579	4.235	65.20	16:36:51.637
3 -	1:24.690	3.346	65.88	16:38:16.327
4 -	1:25.725	4.381	65.09	16:39:42.052
5 -	1:23.435	2.091	66.87	16:41:05.487
6 -	1:24.610	3.266	65.95	16:42:30.097
7 -	1:23.772	2.428	66.60	16:43:53.869
8 -	1:23.612	2.268	66.73	16:45:17.481
9 -	1:23.890	2.546	66.51	16:46:41.371
10 -	1:24.705	3.361	65.87	16:48:06.076
11 -	1:21.904 (2)	0.560	68.12	16:49:27.980
12 -	1:21.344 (1)		68.59	16:50:49.324
13 -	1:22.355 (3)	1.011	67.75	16:52:11.679

P24 13 Paul DOBSON

LAP	LAP TIME	DIFF	MPH	TIME OF DAY
1 -	1:17.486	4.714	72.01	16:35:06.482
2 -	1:12.975	0.203	76.46	16:36:19.457
3 -	1:12.910 (3)	0.138	76.53	16:37:32.367
4 -	1:12.772 (1)		76.67	16:38:45.139
5 -	1:12.863 (2)	0.091	76.58	16:39:58.002
6 -	1:13.591	0.819	75.82	16:41:11.593
7 -	1:13.672	0.900	75.74	16:42:25.265

P25 175 Andrew SOUTHCOTT

LAP	LAP TIME	DIFF	MPH	TIME OF DAY
1 -	1:30.353 P		61.75	16:35:19.349
2 -	3:08.381 P		29.62	16:38:27.730

Weather / Track : Cloudy / Dry

Anglesey Coastal

Circuit Length = 1.5500 miles

Start: 16:33 Flag 16:55 End: 16:57

CNC Heads Sports/Saloon Championship

RACE 8 - STATISTICS

Competitors Started 26
Planned Start 2019-05-25 @ 16:50:00.000
Actual Start 2019-05-25 @ 16:33:48.995
Finish Time 2019-05-25 @ 16:55:19.507
Track Length 1.5500mi.
Total Laps 380
Total Distance Covered 589.0039mi.

Session Fastest Lap History

NO	CL	NAME	LAP TIME	TIME OF DAY	LAP	VEHICLE
3	C	David HARVEY	1:15.743	16:35:04.775	1	Stuart Taylor Locosaki 1400
3	C	David HARVEY	1:11.429	16:36:16.205	2	Stuart Taylor Locosaki 1400
32	C	Danny BIRD	1:11.377	16:37:27.932	3	Spire GTR 1000
32	C	Danny BIRD	1:10.427	16:38:38.359	4	Spire GTR 1000
32	C	Danny BIRD	1:09.786	16:39:48.143	5	Spire GTR 1000

Session Leader History

NO	CL	NAME	FROM LAP	LAPS LED	DISTANCE	VEHICLE
3	C	David HARVEY	1	2	1.55 miles	Stuart Taylor Locosaki 1400
32	C	Danny BIRD	3	16	24.80 miles	Spire GTR 1000

Flag History

TYPE	TIME OF DAY
GREEN	16:33:48.995
FINISH	16:55:19.507

Flag Statistics

TYPE	COUNT	TOTAL LAPS	TOTAL TIME
Green	1	18	23:19.875
Red	0	0	0.000
Safety Car	0	0	0.000
FCY	0	0	0.000

Weather / Track : Cloudy / Dry

These results are provisional until the conclusion of any judicial and technical matters.

Anglesey Coastal

Circuit Length = 1.5500 miles

Start: 16:33 Flag 16:55 End: 16:57

Clerk Of Course :		Timekeeper :
-------------------	--	--------------

CNC Heads Sports/Saloon Championship

RACE 8 - STATISTICS

CLASS : A

2 Starters

Fastest Lap History

NO	NAME	LAP TIME	TIME OF DAY	LAP	VEHICLE
60	Stephen KEENAN	1:25.663	16:35:14.681	1	MK Indy RR 2000
60	Stephen KEENAN	1:22.534	16:36:37.215	2	MK Indy RR 2000
60	Stephen KEENAN	1:20.995	16:37:58.209	3	MK Indy RR 2000
60	Stephen KEENAN	1:19.589	16:39:17.800	4	MK Indy RR 2000
60	Stephen KEENAN	1:19.017	16:40:36.818	5	MK Indy RR 2000
60	Stephen KEENAN	1:19.010	16:43:15.295	7	MK Indy RR 2000
60	Stephen KEENAN	1:18.894	16:44:34.189	8	MK Indy RR 2000
60	Stephen KEENAN	1:18.743	16:47:12.752	10	MK Indy RR 2000
60	Stephen KEENAN	1:18.678	16:52:28.779	14	MK Indy RR 2000

Leader History

NO	NAME	FROM LAP	LAPS LED	DISTANCE	VEHICLE
60	Stephen KEENAN	1	17	24.80 miles	MK Indy RR 2000

Weather / Track : Cloudy / Dry

These results are provisional until the conclusion of any judicial and technical matters.

Anglesey Coastal

Circuit Length = 1.5500 miles

Start: 16:33 Flag 16:55 End: 16:57

Clerk Of Course :

Timekeeper :

CNC Heads Sports/Saloon Championship

RACE 8 - STATISTICS

CLASS : B

3 Starters

Fastest Lap History

NO	NAME	LAP TIME	TIME OF DAY	LAP	VEHICLE
13	Paul DOBSON	1:17.486	16:35:06.503	1	Locost 7 1602
13	Paul DOBSON	1:12.975	16:36:19.477	2	Locost 7 1602
13	Paul DOBSON	1:12.910	16:37:32.387	3	Locost 7 1602
13	Paul DOBSON	1:12.772	16:38:45.160	4	Locost 7 1602

Leader History

NO	NAME	FROM LAP	LAPS LED	DISTANCE	VEHICLE
13	Paul DOBSON	1	7	9.30 miles	Locost 7 1602
18	Luke ARMIGER	8	10	15.50 miles	Vauxhall Tigra 2495

Weather / Track : Cloudy / Dry

These results are provisional until the conclusion of any judicial and technical matters.

Anglesey Coastal

Circuit Length = 1.5500 miles

Start: 16:33 Flag 16:55 End: 16:57

Clerk Of Course :

Timekeeper :

CNC Heads Sports/Saloon Championship

RACE 8 - STATISTICS

CLASS : C

3 Starters

Fastest Lap History

NO	NAME	LAP TIME	TIME OF DAY	LAP	VEHICLE
3	David HARVEY	1:15.743	16:35:04.775	1	Stuart Taylor Locosaki 1400
3	David HARVEY	1:11.429	16:36:16.205	2	Stuart Taylor Locosaki 1400
32	Danny BIRD	1:11.377	16:37:27.932	3	Spire GTR 1000
32	Danny BIRD	1:10.427	16:38:38.359	4	Spire GTR 1000
32	Danny BIRD	1:09.786	16:39:48.143	5	Spire GTR 1000

Leader History

NO	NAME	FROM LAP	LAPS LED	DISTANCE	VEHICLE
3	David HARVEY	1	2	1.55 miles	Stuart Taylor Locosaki 1400
32	Danny BIRD	3	16	24.80 miles	Spire GTR 1000

Weather / Track : Cloudy / Dry

These results are provisional until the conclusion of any judicial and technical matters.

Anglesey Coastal

Circuit Length = 1.5500 miles

Start: 16:33 Flag 16:55 End: 16:57

Clerk Of Course :

Timekeeper :

CNC Heads Sports/Saloon Championship

RACE 8 - STATISTICS

CLASS : D

1 Starters

Fastest Lap History

NO	NAME	LAP TIME	TIME OF DAY	LAP	VEHICLE
27	Garry WARDLE	1:30.806	16:35:19.823	1	Mini Cooper S 1600
27	Garry WARDLE	1:24.615	16:36:44.437	2	Mini Cooper S 1600
27	Garry WARDLE	1:21.865	16:38:06.303	3	Mini Cooper S 1600
27	Garry WARDLE	1:21.776	16:40:50.367	5	Mini Cooper S 1600
27	Garry WARDLE	1:20.892	16:43:34.526	7	Mini Cooper S 1600
27	Garry WARDLE	1:20.729	16:44:55.257	8	Mini Cooper S 1600
27	Garry WARDLE	1:20.568	16:48:59.702	11	Mini Cooper S 1600

Leader History

NO	NAME	FROM LAP	LAPS LED	DISTANCE	VEHICLE
27	Garry WARDLE	1	16	23.25 miles	Mini Cooper S 1600

Weather / Track : Cloudy / Dry

These results are provisional until the conclusion of any judicial and technical matters.

Anglesey Coastal

Circuit Length = 1.5500 miles

Start: 16:33 Flag 16:55 End: 16:57

Clerk Of Course :

Timekeeper :

CNC Heads Sports/Saloon Championship

RACE 8 - STATISTICS

CLASS : E

15 Starters

Fastest Lap History

NO	NAME	LAP TIME	TIME OF DAY	LAP	VEHICLE
57	Robert BURKINSHAW	1:22.271	16:35:11.299	1	Honda Integra 2189
57	Robert BURKINSHAW	1:17.339	16:36:28.637	2	Honda Integra 2189
57	Robert BURKINSHAW	1:16.371	16:37:45.010	3	Honda Integra 2189
57	Robert BURKINSHAW	1:15.369	16:39:00.377	4	Honda Integra 2189

Leader History

NO	NAME	FROM LAP	LAPS LED	DISTANCE	VEHICLE
57	Robert BURKINSHAW	1	17	24.80 miles	Honda Integra 2189

Weather / Track : Cloudy / Dry

These results are provisional until the conclusion of any judicial and technical matters.

Anglesey Coastal

Circuit Length = 1.5500 miles

Start: 16:33 Flag 16:55 End: 16:57

Clerk Of Course :

Timekeeper :

CNC Heads Sports/Saloon Championship

RACE 8 - STATISTICS

CLASS : F

2 Starters

Fastest Lap History

NO	NAME	LAP TIME	TIME OF DAY	LAP	VEHICLE
78	Guy CARTER	1:36.853	16:35:25.880	1	Honda CRX 1595
78	Guy CARTER	1:24.429	16:36:50.308	2	Honda CRX 1595
67	David BIRD	1:23.942	16:38:15.064	3	Honda Civic 1595
78	Guy CARTER	1:23.657	16:41:03.315	5	Honda CRX 1595
67	David BIRD	1:23.373	16:41:04.593	5	Honda Civic 1595
67	David BIRD	1:22.830	16:50:53.857	12	Honda Civic 1595

Leader History

NO	NAME	FROM LAP	LAPS LED	DISTANCE	VEHICLE
78	Guy CARTER	1	2	1.55 miles	Honda CRX 1595
67	David BIRD	3	1	1.55 miles	Honda Civic 1595
78	Guy CARTER	4	5	7.75 miles	Honda CRX 1595
67	David BIRD	9	8	12.40 miles	Honda Civic 1595

Weather / Track : Cloudy / Dry

These results are provisional until the conclusion of any judicial and technical matters.

Anglesey Coastal

Circuit Length = 1.5500 miles


Start: 16:33 Flag 16:55 End: 16:57

Clerk Of Course :

Timekeeper :

CNC Heads Sports/Saloon Championship

RACE 11 - GRID (20 minutes / 1 Laps)

ROW 13	26	0.000 77 Steven PARKER	25	4:38.734 175 Andrew SOUTHCOTT
ROW 12	24	8:36.269 13 Paul DOBSON	23	18:22.683 45 Oliver THOMAS
ROW 11	22	22:16.833 37 Brian ALLEN	21	21:33.384 84 Peter KOUKOULAS
ROW 10	20	22:49.607 78 Guy CARTER	19	22:43.982 29 Angus EDDOWES
ROW 9	18	22:42.447 76 Rob PHILLIPS	17	22:40.697 67 David BIRD
ROW 8	16	22:20.651 82 Graham SAUL	15	22:13.204 26 Connor MODRO
ROW 7	14	22:12.665 40 Les KIRK	13	22:11.509 88 Ian BRUCE
ROW 6	12	21:57.226 27 Garry WARDLE	11	21:55.796 66 Tony HARMAN
ROW 5	10	21:50.419 75 Graeme SMITH	9	21:45.094 53 Nicholas BARTLETT
ROW 4	8	21:41.621 50 Neal O'LEARY	7	22:52.481 87 David JONES
ROW 3	6	22:39.165 69 Chris MARIES	5	22:38.031 60 Stephen KEENAN
ROW 2	4	21:41.124 57 Robert BURKINSHAW	3	21:35.109 18 Luke ARMIGER
ROW 1	2	21:45.224 3 David HARVEY	1	21:30.785 32 Danny BIRD
Pole				
				

Anglesey Coastal
Circuit Length = 1.5500 miles

These results are provisional until the conclusion of any judicial and technical matters.

Clerk Of Course :		Timekeeper :	
-------------------	--	--------------	--

CNC Heads Sports/Saloon Championship

RACE 11 - CLASSIFICATION

POS	NO	CL	PIC	NAME	ENTRY	LAPS	TIME	GAP	DIFF	MPH	BEST	ON
1	32	C	1	Danny BIRD	Spire GTR 1000	17	21:52.487			72.27	1:14.897	15
2	3	C	2	David HARVEY	Stuart Taylor Locosaki 1400	17	22:05.540	13.053	13.053	71.56	1:16.633	8
3	13	B	1	Paul DOBSON	Locost 7 1602	17	22:33.735	41.248	28.195	70.07	1:17.980	16
4	18	B	2	Luke ARMIGER	Vauxhall Tigra 2495	17	23:04.202	1:11.715	30.467	68.53	1:17.721	2
5	53	E	1	Nicholas BARTLETT	BMW E30 M3 2330	16	22:18.764	1 Lap	1 Lap	66.68	1:21.969	6
6	69	E	2	Chris MARIES	Honda Integra 1995	16	22:27.135	1 Lap	8.371	66.27	1:22.413	10
7	88	E	3	Ian BRUCE	Honda Civic Type R 1998	16	22:34.200	1 Lap	7.065	65.92	1:22.569	14
8	27	D	1	Garry WARDLE	Mini Cooper S 1600	16	22:46.023	1 Lap	11.823	65.35	1:23.521	5
9	77	E	4	Steven PARKER	BMW Compact 2496	16	22:51.130	1 Lap	5.107	65.11	1:21.499	8
10	57	E	5	Robert BURKINSHAW	Honda Integra 2189	16	23:04.022	1 Lap	12.892	64.50	1:23.775	16
11	26	E	6	Connor MODRO	Ford Focus 2000	16	23:04.706	1 Lap	0.684	64.47	1:24.743	8
12	175	B	3	Andrew SOUTHCOTT	MG Modsport 2300	16	23:07.707	1 Lap	3.001	64.33	1:20.529	16
13	75	C	3	Graeme SMITH	Caterham 7 Classic 1600	15	21:58.515	2 Laps	1 Lap	63.48	1:24.979	15
14	66	E	7	Tony HARMAN	Ginetta G20 2000	15	22:15.604	2 Laps	17.089	62.66	1:24.482	12
15	67	F	1	David BIRD	Honda Civic 1595	15	22:52.298	2 Laps	36.694	60.99	1:25.677	14
16	29	E	8	Angus EDDOWES	Renault Clio 2000	15	22:52.734	2 Laps	0.436	60.97	1:26.616	15
17	40	E	9	Les KIRK	Honda Civic Type R 2000	15	23:09.540	2 Laps	16.806	60.23	1:27.908	15
18	84	E	10	Peter KOUKOULAS	Toyota MR2 1800	15	23:15.763	2 Laps	6.223	59.96	1:28.478	15
19	50	E	11	Neal O'LEARY	Ginetta G20 1796	14	21:55.901	3 Laps	1 Lap	59.36	1:30.228	14
20	87	E	12	David JONES	Ford Focus Mk1 2000	14	21:57.242	3 Laps	1.341	59.30	1:26.629	14
21	60	A	1	Stephen KEENAN	MK Indy RR 2000	14	21:59.189	3 Laps	1.947	59.21	1:27.164	14
22	82	A	2	Graham SAUL	Porsche 928 5400	14	22:02.202	3 Laps	3.013	59.08	1:28.371	11
23	37	E	13	Brian ALLEN	Ford Puma 1700	13	22:06.846	4 Laps	1 Lap	54.67	1:39.422	8

NOT CLASSIFIED

DNF	78	F		Guy CARTER	Honda CRX 1595	15	23:04.239	2 Laps	0.000	60.46	1:27.123	12
-----	----	---	--	------------	----------------	----	-----------	--------	-------	-------	----------	----

FASTEST LAP

32	C			Danny BIRD	Spire GTR 1000	15	1:14.897		74.50 mph		119.90 kph	
18	B			Luke ARMIGER	Vauxhall Tigra 2495	2	1:17.721		71.79 mph		115.54 kph	
77	E			Steven PARKER	BMW Compact 2496	8	1:21.499		68.46 mph		110.18 kph	
27	D			Garry WARDLE	Mini Cooper S 1600	5	1:23.521		66.80 mph		107.52 kph	
67	F			David BIRD	Honda Civic 1595	14	1:25.677		65.12 mph		104.81 kph	
60	A			Stephen KEENAN	MK Indy RR 2000	14	1:27.164		64.01 mph		103.02 kph	

Weather / Track : Cloudy / Drying

These results are provisional until the conclusion of any judicial and technical matters.

Anglesey Coastal

Circuit Length = 1.5500 miles

Start: 09:55 Flag 10:17 End: 10:19

Clerk Of Course :		Timekeeper :	
-------------------	--	--------------	--

CNC Heads Sports/Saloon Championship

RACE 11 - LAP CHART

LAP 1 @ 09:56:56.792			LAP 2 @ 09:58:13.829			LAP 3 @ 09:59:31.193			LAP 4 @ 10:00:48.965			LAP 5 @ 10:02:06.106		
NO	BEHIND	LAP TIME	NO	BEHIND	LAP TIME	NO	BEHIND	LAP TIME	NO	BEHIND	LAP TIME	NO	BEHIND	LAP TIME
3		1:20.992	3		1:17.037	3		1:17.364	3		1:17.772	3		1:17.141
18	1.864	1:22.856	18	2.548	1:17.721	18	3.530	1:18.346	60	1 Lap	1:39.453	32	6.391	1:17.717
32	2.981	1:23.973	32	4.630	1:18.686	32	5.349	1:18.083	18	4.152	1:18.394	18	7.259	1:20.248
13	7.646	1:28.638	13	10.774	1:20.165	13	12.563	1:19.153	32	5.815	1:18.238	40	1 Lap	1:33.385
57	10.572	1:31.564	57	19.525	1:25.990	53	25.583	1:23.214	37	1 Lap	1:43.415	87	1 Lap	1:34.281
69	11.469	1:32.461	53	19.733	1:24.957	57	27.616	1:25.455	13	13.203	1:18.412	13	15.238	1:19.176
53	11.813	1:32.805	69	20.281	1:25.849	69	27.815	1:24.898	53	31.411	1:23.600	82	1 Lap	1:36.903
27	12.740	1:33.732	27	21.147	1:25.444	27	28.537	1:24.754	69	33.398	1:23.355	60	1 Lap	1:37.532
88	13.137	1:34.129	88	22.290	1:26.190	88	29.675	1:24.749	27	36.019	1:25.254	37	1 Lap	1:40.250
26	14.625	1:35.617	26	23.659	1:26.071	26	32.198	1:25.903	57	36.251	1:26.407	53	36.645	1:22.375
75	15.686	1:36.678	75	28.451	1:29.802	175	38.212	1:25.063	88	36.569	1:24.666	69	38.807	1:22.550
175	20.395	1:41.387	175	30.513	1:27.155	75	40.124	1:29.037	26	39.606	1:25.180	27	42.399	1:23.521
50	21.146	1:42.138	77	32.414	1:28.032	77	42.132	1:27.082	175	43.973	1:23.533	57	45.165	1:26.055
77	21.419	1:42.411	40	35.842	1:30.919	66	51.185	1:31.273	77	50.541	1:26.181	88	45.349	1:25.921
66	21.674	1:42.666	66	37.276	1:32.639	84	57.730	1:34.354	75	51.445	1:29.093	26	47.881	1:25.416
40	21.960	1:42.952	50	40.143	1:36.034	50	59.071	1:36.292	66	1:02.142	1:28.729	77	59.809	1:26.409
84	22.759	1:43.751	84	40.740	1:35.018	29	59.603	1:34.800	84	1:13.120	1:33.162	75	1:03.137	1:28.833
67	23.558	1:44.550	67	41.385	1:34.864	67	1:00.155	1:36.134	50	1:14.853	1:33.554	66	1:12.326	1:27.325
29	24.968	1:45.960	29	42.167	1:34.236	78	1:00.849	1:30.890	78	1:15.012	1:31.935			
82	29.346	1:50.338	78	47.323	1:34.707	40	1:11.312	1:52.834	29	1:15.667	1:33.836			
78	29.653	1:50.645	82	52.642	1:40.333	87	1:12.715	1:35.310	67	1:16.048	1:33.665			
37	32.909	1:53.901	87	54.769	1:38.415	82	1:14.562	1:39.284						
87	33.391	1:54.383	60	58.032	1:39.327									
60	35.742	1:56.734	37	59.396	1:43.524									

Weather / Track : Cloudy / Drying

Anglesey Coastal

Circuit Length = 1.5500 miles

Start: 09:55 Flag 10:17 End: 10:19

CNC Heads Sports/Saloon Championship

RACE 11 - LAP CHART

LAP 6 @ 10:03:25.517			LAP 7 @ 10:04:42.866			LAP 8 @ 10:05:59.499			LAP 9 @ 10:07:16.486			LAP 10 @ 10:08:35.354		
NO	BEHIND	LAP TIME	NO	BEHIND	LAP TIME	NO	BEHIND	LAP TIME	NO	BEHIND	LAP TIME	NO	BEHIND	LAP TIME
3		1:19.411	3		1:17.349	3		1:16.633	3		1:16.987	32		1:18.292
175	1 Lap	1:52.640	66	1 Lap	1:27.524	32	2.332	1:15.763	32	0.576	1:15.231	57	1 Lap	1:27.223
32	4.004	1:17.024	32	3.202	1:16.547	75	1 Lap	1:27.704	18	15.607	1:19.193	26	1 Lap	1:26.278
18	8.569	1:20.721	175	1 Lap	1:27.354	18	13.401	1:19.858	75	1 Lap	1:27.715	3	1.131	1:19.999
78	1 Lap	1:31.449	18	10.176	1:18.956	66	1 Lap	1:27.109	13	20.574	1:18.783	77	1 Lap	1:23.877
84	1 Lap	1:34.332	13	17.006	1:19.450	175	1 Lap	1:24.783	37	2 Laps	1:40.574	82	2 Laps	1:32.842
29	1 Lap	1:32.306	84	1 Lap	1:33.343	13	18.778	1:18.405	66	1 Lap	1:28.215	60	2 Laps	1:32.437
50	1 Lap	1:35.095	29	1 Lap	1:33.277	29	1 Lap	1:30.083	175	1 Lap	1:24.315	18	16.318	1:19.579
67	1 Lap	1:34.271	50	1 Lap	1:33.457	84	1 Lap	1:32.332	29	1 Lap	1:30.085	13	20.504	1:18.798
13	14.905	1:19.078	78	1 Lap	1:37.089	78	1 Lap	1:29.953	78	1 Lap	1:29.827	75	1 Lap	1:27.060
40	1 Lap	1:31.984	67	1 Lap	1:33.462	67	1 Lap	1:30.485	53	55.846	1:23.511	175	1 Lap	1:24.057
87	1 Lap	1:32.606	40	1 Lap	1:30.341	50	1 Lap	1:33.939	67	1 Lap	1:30.879	66	1 Lap	1:29.845
82	1 Lap	1:36.089	87	1 Lap	1:31.342	40	1 Lap	1:30.504	84	1 Lap	1:33.348	37	2 Laps	1:39.422
60	1 Lap	1:33.630	53	43.873	1:22.019	53	49.322	1:22.082	50	1 Lap	1:32.453	53	1:00.155	1:23.177
53	39.203	1:21.969	69	49.229	1:24.148	87	1 Lap	1:31.907	40	1 Lap	1:30.215	29	1 Lap	1:29.591
69	42.430	1:23.034	82	1 Lap	1:35.632	69	55.965	1:23.369	69	1:02.697	1:23.719	78	1 Lap	1:28.265
27	47.381	1:24.393	60	1 Lap	1:32.967	27	1:02.803	1:24.959	27	1:09.708	1:23.892	67	1 Lap	1:26.814
88	49.888	1:23.950	27	54.477	1:24.445	88	1:03.541	1:24.128	88	1:10.329	1:23.775	69	1:06.242	1:22.413
57	52.260	1:26.506	88	56.046	1:23.507	82	1 Lap	1:32.960	87	1 Lap	1:34.319	84	1 Lap	1:31.624
37	1 Lap	1:41.958	57	1:00.792	1:25.881	60	1 Lap	1:32.748				40	1 Lap	1:30.518
26	54.122	1:25.652	26	1:02.513	1:25.740	57	1:09.328	1:25.169				27	1:15.447	1:24.607
77	1:03.398	1:23.000	77	1:08.998	1:22.949	26	1:10.623	1:24.743				88	1:15.565	1:24.104
75	1:12.590	1:28.864	37	1 Lap	1:39.918	77	1:13.864	1:21.499						

Weather / Track : Cloudy / Drying

Anglesey Coastal
 Circuit Length = 1.5500 miles
 Start: 09:55 Flag 10:17 End: 10:19

CNC Heads Sports/Saloon Championship

RACE 11 - LAP CHART

LAP 11 @ 10:09:51.686			LAP 12 @ 10:11:09.159			LAP 13 @ 10:12:24.923			LAP 14 @ 10:13:40.011			LAP 15 @ 10:14:54.908		
NO	BEHIND	LAP TIME	NO	BEHIND	LAP TIME	NO	BEHIND	LAP TIME	NO	BEHIND	LAP TIME	NO	BEHIND	LAP TIME
32		1:16.332	32		1:17.473	32		1:15.764	32		1:15.088	32		1:14.897
50	2 Laps	1:33.408	29	2 Laps	1:29.319	69	1 Lap	1:23.359	53	1 Lap	1:23.293	66	2 Laps	1:27.963
3	1.951	1:17.152	78	2 Laps	1:29.387	3	4.949	1:17.295	3	6.692	1:16.831	3	10.072	1:18.277
87	2 Laps	1:33.703	67	2 Laps	1:29.226	78	2 Laps	1:27.911	69	1 Lap	1:23.858	53	1 Lap	1:23.161
77	1 Lap	1:25.746	3	3.418	1:18.940	29	2 Laps	1:29.337	88	1 Lap	1:23.129	69	1 Lap	1:23.196
26	1 Lap	1:27.286	88	1 Lap	1:23.422	88	1 Lap	1:24.457	78	2 Laps	1:27.123	88	1 Lap	1:22.569
57	1 Lap	1:28.487	27	1 Lap	1:25.265	37	3 Laps	1:40.604	27	1 Lap	1:25.597	13	35.267	1:19.457
82	2 Laps	1:30.049	84	2 Laps	1:32.266	67	2 Laps	1:29.279	67	2 Laps	1:27.096	27	1 Lap	1:25.357
60	2 Laps	1:30.388	40	2 Laps	1:30.992	27	1 Lap	1:24.330	29	2 Laps	1:28.889	78	2 Laps	1:27.386
18	21.825	1:21.839	50	2 Laps	1:32.377	40	2 Laps	1:29.035	13	30.707	1:18.711	29	2 Laps	1:27.256
13	22.416	1:18.244	77	1 Lap	1:22.813	77	1 Lap	1:24.161	77	1 Lap	1:24.383	67	2 Laps	1:28.393
75	1 Lap	1:26.247	26	1 Lap	1:26.108	84	2 Laps	1:31.426	40	2 Laps	1:30.157	77	1 Lap	1:23.910
175	1 Lap	1:22.082	57	1 Lap	1:25.789	13	27.084	1:18.203	37	3 Laps	1:41.663	18	50.168	1:23.444
66	1 Lap	1:28.256	13	24.645	1:19.702	26	1 Lap	1:25.863	84	2 Laps	1:30.249	40	2 Laps	1:28.824
53	1:06.536	1:22.713	18	27.231	1:22.879	57	1 Lap	1:26.314	18	41.621	1:22.287	26	1 Lap	1:27.075
37	2 Laps	1:39.600	87	2 Laps	1:37.487	50	2 Laps	1:32.250	26	1 Lap	1:26.468	57	1 Lap	1:27.629
69	1:12.645	1:22.735	82	2 Laps	1:30.295	18	34.422	1:22.955	57	1 Lap	1:26.193	84	2 Laps	1:32.083
			60	2 Laps	1:29.899	82	2 Laps	1:28.371	50	2 Laps	1:31.663	37	3 Laps	1:40.306
			175	1 Lap	1:22.587	87	2 Laps	1:30.236	175	1 Lap	1:23.481	175	1 Lap	1:24.032
			75	1 Lap	1:25.851	60	2 Laps	1:29.670	82	2 Laps	1:29.422	50	2 Laps	1:33.013
			66	1 Lap	1:25.178	175	1 Lap	1:22.961	87	2 Laps	1:28.985	87	2 Laps	1:27.639
			53	1:12.430	1:23.367	75	1 Lap	1:25.696	60	2 Laps	1:29.059	60	2 Laps	1:28.181
						66	1 Lap	1:24.482	75	1 Lap	1:25.634	82	2 Laps	1:30.701
												75	1 Lap	1:25.322

Weather / Track : Cloudy / Drying

Anglesey Coastal
 Circuit Length = 1.5500 miles
 Start: 09:55 Flag 10:17 End: 10:19

CNC Heads Sports/Saloon Championship

RACE 11 - LAP CHART

LAP 16 @ 10:16:10.740			LAP 17 @ 10:17:28.287		
NO	BEHIND	LAP TIME	NO	BEHIND	LAP TIME
32		1:15.832	32		1:17.547
3	12.144	1:17.904	50	3 Laps	1:30.228
66	2 Laps	1:27.001	87	3 Laps	1:26.629
53	1 Lap	1:23.188	75	2 Laps	1:24.979
69	1 Lap	1:23.648	60	3 Laps	1:27.164
88	1 Lap	1:22.823	82	3 Laps	1:28.983
13	37.415	1:17.980	3	13.053	1:18.456
27	1 Lap	1:25.416	37	4 Laps	1:41.711
78	2 Laps	1:27.610	66	2 Laps	1:27.399
67	2 Laps	1:25.677	53	1 Lap	1:23.333
29	2 Laps	1:27.143	69	1 Lap	1:24.543
77	1 Lap	1:23.879	13	41.248	1:21.380
18	59.277	1:24.941	88	1 Lap	1:22.681
26	1 Lap	1:25.363	27	1 Lap	1:25.057
57	1 Lap	1:25.585	77	1 Lap	1:24.798
40	2 Laps	1:28.972	67	2 Laps	1:27.503
175	1 Lap	1:21.748	29	2 Laps	1:26.616
84	2 Laps	1:29.997	57	1 Lap	1:23.775
			18	1:11.715	1:29.985
			78	2 Laps	1:40.062 P
			26	1 Lap	1:25.943
			175	1 Lap	1:20.529
			40	2 Laps	1:27.908
			84	2 Laps	1:28.478

Weather / Track : Cloudy / Drying

Results can be found at www.tsl-timing.com

Page 4 of 4

Anglesey Coastal
Circuit Length = 1.5500 miles
Start: 09:55 Flag 10:17 End: 10:19

Printed - 10:26 Sunday, 26 May 2019

CNC Heads Sports/Saloon Championship

RACE 11 - LAP ANALYSIS

DIFF = Difference To Personal Best Lap

P1 32 Danny BIRD				
LAP	LAP TIME	DIFF	MPH	TIME OF DAY
1 -	1:23.973	9.076	66.45	09:56:59.773
2 -	1:18.686	3.789	70.91	09:58:18.459
3 -	1:18.083	3.186	71.46	09:59:36.542
4 -	1:18.238	3.341	71.32	10:00:54.780
5 -	1:17.717	2.820	71.79	10:02:12.497
6 -	1:17.024	2.127	72.44	10:03:29.521
7 -	1:16.547	1.650	72.89	10:04:46.068
8 -	1:15.763	0.866	73.65	10:06:01.831
9 -	1:15.231 (3)	0.334	74.17	10:07:17.062
10 -	1:18.292	3.395	71.27	10:08:35.354
11 -	1:16.332	1.435	73.10	10:09:51.686
12 -	1:17.473	2.576	72.02	10:11:09.159
13 -	1:15.764	0.867	73.65	10:12:24.923
14 -	1:15.088 (2)	0.191	74.31	10:13:40.011
15 -	1:14.897 (1)		74.50	10:14:54.908
16 -	1:15.832	0.935	73.58	10:16:10.740
17 -	1:17.547	2.650	71.95	10:17:28.287

P2 3 David HARVEY				
LAP	LAP TIME	DIFF	MPH	TIME OF DAY
1 -	1:20.992	4.359	68.89	09:56:56.792
2 -	1:17.037	0.404	72.43	09:58:13.829
3 -	1:17.364	0.731	72.12	09:59:31.193
4 -	1:17.772	1.139	71.74	10:00:48.965
5 -	1:17.141	0.508	72.33	10:02:06.106
6 -	1:19.411	2.778	70.26	10:03:25.517
7 -	1:17.349	0.716	72.14	10:04:42.866
8 -	1:16.633 (1)		72.81	10:05:59.499
9 -	1:16.987 (3)	0.354	72.48	10:07:16.486
10 -	1:19.999	3.366	69.75	10:08:36.485
11 -	1:17.152	0.519	72.32	10:09:53.637
12 -	1:18.940	2.307	70.68	10:11:12.577
13 -	1:17.295	0.662	72.19	10:12:29.872
14 -	1:16.831 (2)	0.198	72.62	10:13:46.703
15 -	1:18.277	1.644	71.28	10:15:04.980
16 -	1:17.904	1.271	71.62	10:16:22.884
17 -	1:18.456	1.823	71.12	10:17:41.340

P3 13 Paul DOBSON				
LAP	LAP TIME	DIFF	MPH	TIME OF DAY
1 -	1:28.638	10.658	62.95	09:57:04.438
2 -	1:20.165	2.185	69.60	09:58:24.603
3 -	1:19.153	1.173	70.49	09:59:43.756
4 -	1:18.412	0.432	71.16	10:01:02.168
5 -	1:19.176	1.196	70.47	10:02:21.344
6 -	1:19.078	1.098	70.56	10:03:40.422
7 -	1:19.450	1.470	70.23	10:04:59.872
8 -	1:18.405	0.425	71.16	10:06:18.277
9 -	1:18.783	0.803	70.82	10:07:37.060
10 -	1:18.798	0.818	70.81	10:08:55.858
11 -	1:18.244 (3)	0.264	71.31	10:10:14.102
12 -	1:19.702	1.722	70.01	10:11:33.804
13 -	1:18.203 (2)	0.223	71.35	10:12:52.007
14 -	1:18.711	0.731	70.89	10:14:10.718
15 -	1:19.457	1.477	70.22	10:15:30.175
16 -	1:17.980 (1)		71.55	10:16:48.155
17 -	1:21.380	3.400	68.56	10:18:09.535

DIFF = Difference To Personal Best Lap

P4 18 Luke ARMIGER				
LAP	LAP TIME	DIFF	MPH	TIME OF DAY
1 -	1:22.856	5.135	67.34	09:56:58.656
2 -	1:17.721 (1)		71.79	09:58:16.377
3 -	1:18.346 (2)	0.625	71.22	09:59:34.723
4 -	1:18.394 (3)	0.673	71.17	10:00:53.117
5 -	1:20.248	2.527	69.53	10:02:13.365
6 -	1:20.721	3.000	69.12	10:03:34.086
7 -	1:18.956	1.235	70.67	10:04:53.042
8 -	1:19.858	2.137	69.87	10:06:12.900
9 -	1:19.193	1.472	70.46	10:07:32.093
10 -	1:19.579	1.858	70.11	10:08:51.672
11 -	1:21.839	4.118	68.18	10:10:13.511
12 -	1:22.879	5.158	67.32	10:11:36.390
13 -	1:22.955	5.234	67.26	10:12:59.345
14 -	1:22.287	4.566	67.81	10:14:21.632
15 -	1:23.444	5.723	66.87	10:15:45.076
16 -	1:24.941	7.220	65.69	10:17:10.017
17 -	1:29.985	12.264	62.01	10:18:40.002

P5 53 Nicholas BARTLETT				
LAP	LAP TIME	DIFF	MPH	TIME OF DAY
1 -	1:32.805	10.836	60.12	09:57:08.605
2 -	1:24.957	2.988	65.68	09:58:33.562
3 -	1:23.214	1.245	67.05	09:59:56.776
4 -	1:23.600	1.631	66.74	10:01:20.376
5 -	1:22.375	0.406	67.73	10:02:42.751
6 -	1:21.969 (1)		68.07	10:04:04.720
7 -	1:22.019 (2)	0.050	68.03	10:05:26.739
8 -	1:22.082 (3)	0.113	67.98	10:06:48.821
9 -	1:23.511	1.542	66.81	10:08:12.332
10 -	1:23.177	1.208	67.08	10:09:35.509
11 -	1:22.713	0.744	67.46	10:10:58.222
12 -	1:23.367	1.398	66.93	10:12:21.589
13 -	1:23.293	1.324	66.99	10:13:44.882
14 -	1:23.161	1.192	67.09	10:15:08.043
15 -	1:23.188	1.219	67.07	10:16:31.231
16 -	1:23.333	1.364	66.96	10:17:54.564

P6 69 Chris MARIES				
LAP	LAP TIME	DIFF	MPH	TIME OF DAY
1 -	1:32.461	10.048	60.34	09:57:08.261
2 -	1:25.849	3.436	64.99	09:58:34.110
3 -	1:24.898	2.485	65.72	09:59:59.008
4 -	1:23.355	0.942	66.94	10:01:22.363
5 -	1:22.550 (2)	0.137	67.59	10:02:44.913
6 -	1:23.034	0.621	67.20	10:04:07.947
7 -	1:24.148	1.735	66.31	10:05:32.095
8 -	1:23.369	0.956	66.93	10:06:55.464
9 -	1:23.719	1.306	66.65	10:08:19.183
10 -	1:22.413 (1)		67.70	10:09:41.596
11 -	1:22.735 (3)	0.322	67.44	10:11:04.331
12 -	1:23.359	0.946	66.93	10:12:27.690
13 -	1:23.858	1.445	66.54	10:13:51.548
14 -	1:23.196	0.783	67.07	10:15:14.744
15 -	1:23.648	1.235	66.70	10:16:38.392
16 -	1:24.543	2.130	66.00	10:18:02.935

Weather / Track : Cloudy / Drying

Anglesey Coastal

Circuit Length = 1.5500 miles

Start: 09:55 Flag 10:17 End: 10:19

CNC Heads Sports/Saloon Championship

RACE 11 - LAP ANALYSIS

DIFF = Difference To Personal Best Lap

P7 88 Ian BRUCE				
LAP	LAP TIME	DIFF	MPH	TIME OF DAY
1 -	1:34.129	11.560	59.28	09:57:09.929
2 -	1:26.190	3.621	64.74	09:58:36.119
3 -	1:24.749	2.180	65.84	10:00:00.868
4 -	1:24.666	2.097	65.90	10:01:25.534
5 -	1:25.921	3.352	64.94	10:02:51.455
6 -	1:23.950	1.381	66.46	10:04:15.405
7 -	1:23.507	0.938	66.82	10:05:38.912
8 -	1:24.128	1.559	66.32	10:07:03.040
9 -	1:23.775	1.206	66.60	10:08:26.815
10 -	1:24.104	1.535	66.34	10:09:50.919
11 -	1:23.422	0.853	66.88	10:11:14.341
12 -	1:24.457	1.888	66.06	10:12:38.798
13 -	1:23.129	0.560	67.12	10:14:01.927
14 -	1:22.569 (1)		67.58	10:15:24.496
15 -	1:22.823 (3)	0.254	67.37	10:16:47.319
16 -	1:22.681 (2)	0.112	67.48	10:18:10.000

P8 27 Garry WARDLE				
LAP	LAP TIME	DIFF	MPH	TIME OF DAY
1 -	1:33.732	10.211	59.53	09:57:09.532
2 -	1:25.444	1.923	65.30	09:58:34.976
3 -	1:24.754	1.233	65.83	09:59:59.730
4 -	1:25.254	1.733	65.45	10:01:24.984
5 -	1:23.521 (1)		66.80	10:02:48.505
6 -	1:24.393	0.872	66.11	10:04:12.898
7 -	1:24.445	0.924	66.07	10:05:37.343
8 -	1:24.959	1.438	65.67	10:07:02.302
9 -	1:23.892 (2)	0.371	66.51	10:08:26.194
10 -	1:24.607	1.086	65.95	10:09:50.801
11 -	1:25.265	1.744	65.44	10:11:16.066
12 -	1:24.330 (3)	0.809	66.16	10:12:40.396
13 -	1:25.597	2.076	65.18	10:14:05.993
14 -	1:25.357	1.836	65.37	10:15:31.350
15 -	1:25.416	1.895	65.32	10:16:56.766
16 -	1:25.057	1.536	65.60	10:18:21.823

P9 77 Steven PARKER				
LAP	LAP TIME	DIFF	MPH	TIME OF DAY
1 -	1:42.411	20.912	54.48	09:57:18.211
2 -	1:28.032	6.533	63.38	09:58:46.243
3 -	1:27.082	5.583	64.07	10:00:13.325
4 -	1:26.181	4.682	64.74	10:01:39.506
5 -	1:26.409	4.910	64.57	10:03:05.915
6 -	1:23.000	1.501	67.22	10:04:28.915
7 -	1:22.949 (3)	1.450	67.27	10:05:51.864
8 -	1:21.499 (1)		68.46	10:07:13.363
9 -	1:23.877	2.378	66.52	10:08:37.240
10 -	1:25.746	4.247	65.07	10:10:02.986
11 -	1:22.813 (2)	1.314	67.38	10:11:25.799
12 -	1:24.161	2.662	66.30	10:12:49.960
13 -	1:24.383	2.884	66.12	10:14:14.343
14 -	1:23.910	2.411	66.50	10:15:38.253
15 -	1:23.879	2.380	66.52	10:17:02.132
16 -	1:24.798	3.299	65.80	10:18:26.930

P10 57 Robert BURKINSHAW				
LAP	LAP TIME	DIFF	MPH	TIME OF DAY
1 -	1:31.564	7.789	60.94	09:57:07.364
2 -	1:25.990	2.215	64.89	09:58:33.354

DIFF = Difference To Personal Best Lap

3 -	1:25.455 (3)	1.680	65.29	09:59:58.809
4 -	1:26.407	2.632	64.57	10:01:25.216
5 -	1:26.055	2.280	64.84	10:02:51.271
6 -	1:26.506	2.731	64.50	10:04:17.777
7 -	1:25.881	2.106	64.97	10:05:43.658
8 -	1:25.169 (2)	1.394	65.51	10:07:08.827
9 -	1:27.223	3.448	63.97	10:08:36.050
10 -	1:28.487	4.712	63.06	10:10:04.537
11 -	1:25.789	2.014	65.04	10:11:30.326
12 -	1:26.314	2.539	64.64	10:12:56.640
13 -	1:26.193	2.418	64.73	10:14:22.833
14 -	1:27.629	3.854	63.67	10:15:50.462
15 -	1:25.585	1.810	65.19	10:17:16.047
16 -	1:23.775 (1)		66.60	10:18:39.822

P11 26 Connor MODRO				
LAP	LAP TIME	DIFF	MPH	TIME OF DAY
1 -	1:35.617	10.874	58.35	09:57:11.417
2 -	1:26.071	1.328	64.83	09:58:37.488
3 -	1:25.903	1.160	64.95	10:00:03.391
4 -	1:25.180 (2)	0.437	65.50	10:01:28.571
5 -	1:25.416	0.673	65.32	10:02:53.987
6 -	1:25.652	0.909	65.14	10:04:19.639
7 -	1:25.740	0.997	65.08	10:05:45.379
8 -	1:24.743 (1)		65.84	10:07:10.122
9 -	1:26.278	1.535	64.67	10:08:36.400
10 -	1:27.286	2.543	63.92	10:10:03.686
11 -	1:26.108	1.365	64.80	10:11:29.794
12 -	1:25.863	1.120	64.98	10:12:55.657
13 -	1:26.468	1.725	64.53	10:14:22.125
14 -	1:27.075	2.332	64.08	10:15:49.200
15 -	1:25.363 (3)	0.620	65.36	10:17:14.563
16 -	1:25.943	1.200	64.92	10:18:40.506

P12 175 Andrew SOUTHCOTT				
LAP	LAP TIME	DIFF	MPH	TIME OF DAY
1 -	1:41.387	20.858	55.03	09:57:17.187
2 -	1:27.155	6.626	64.02	09:58:44.342
3 -	1:25.063	4.534	65.59	10:00:09.405
4 -	1:23.533	3.004	66.80	10:01:32.938
5 -	1:52.640	32.111	49.53	10:03:25.578
6 -	1:27.354	6.825	63.87	10:04:52.932
7 -	1:24.783	4.254	65.81	10:06:17.715
8 -	1:24.315	3.786	66.18	10:07:42.030
9 -	1:24.057	3.528	66.38	10:09:06.087
10 -	1:22.082 (3)	1.553	67.98	10:10:28.169
11 -	1:22.587	2.058	67.56	10:11:50.756
12 -	1:22.961	2.432	67.26	10:13:13.717
13 -	1:23.481	2.952	66.84	10:14:37.198
14 -	1:24.032	3.503	66.40	10:16:01.230
15 -	1:21.748 (2)	1.219	68.25	10:17:22.978
16 -	1:20.529 (1)		69.29	10:18:43.507

P13 75 Graeme SMITH				
LAP	LAP TIME	DIFF	MPH	TIME OF DAY
1 -	1:36.678	11.699	57.71	09:57:12.478
2 -	1:29.802	4.823	62.13	09:58:42.280
3 -	1:29.037	4.058	62.67	10:00:11.317
4 -	1:29.093	4.114	62.63	10:01:40.410
5 -	1:28.833	3.854	62.81	10:03:09.243
6 -	1:28.864	3.885	62.79	10:04:38.107
7 -	1:27.704	2.725	63.62	10:06:05.811

Anglesey Coastal

Circuit Length = 1.5500 miles

Start: 09:55 Flag 10:17 End: 10:19

Weather / Track : Cloudy / Drying

CNC Heads Sports/Saloon Championship

RACE 11 - LAP ANALYSIS

DIFF = Difference To Personal Best Lap

8 -	1:27.715	2.736	63.61	10:07:33.526
9 -	1:27.060	2.081	64.09	10:09:00.586
10 -	1:26.247	1.268	64.69	10:10:26.833
11 -	1:25.851	0.872	64.99	10:11:52.684
12 -	1:25.696	0.717	65.11	10:13:18.380
13 -	1:25.634 (3)	0.655	65.16	10:14:44.014
14 -	1:25.322 (2)	0.343	65.39	10:16:09.336
15 -	1:24.979 (1)		65.66	10:17:34.315

P14 66 Tony HARMAN

LAP	LAP TIME	DIFF	MPH	TIME OF DAY
1 -	1:42.666	18.184	54.35	09:57:18.466
2 -	1:32.639	8.157	60.23	09:58:51.105
3 -	1:31.273	6.791	61.13	10:00:22.378
4 -	1:28.729	4.247	62.88	10:01:51.107
5 -	1:27.325	2.843	63.89	10:03:18.432
6 -	1:27.524	3.042	63.75	10:04:45.956
7 -	1:27.109	2.627	64.05	10:06:13.065
8 -	1:28.215	3.733	63.25	10:07:41.280
9 -	1:29.845	5.363	62.10	10:09:11.125
10 -	1:28.256	3.774	63.22	10:10:39.381
11 -	1:25.178 (2)	0.696	65.51	10:12:04.559
12 -	1:24.482 (1)		66.05	10:13:29.041
13 -	1:27.963	3.481	63.43	10:14:57.004
14 -	1:27.001 (3)	2.519	64.13	10:16:24.005
15 -	1:27.399	2.917	63.84	10:17:51.404

P15 67 David BIRD

LAP	LAP TIME	DIFF	MPH	TIME OF DAY
1 -	1:44.550	18.873	53.37	09:57:20.350
2 -	1:34.864	9.187	58.82	09:58:55.214
3 -	1:36.134	10.457	58.04	10:00:31.348
4 -	1:33.665	7.988	59.57	10:02:05.013
5 -	1:34.271	8.594	59.19	10:03:39.284
6 -	1:33.462	7.785	59.70	10:05:12.746
7 -	1:30.485	4.808	61.66	10:06:43.231
8 -	1:30.879	5.202	61.40	10:08:14.110
9 -	1:26.814 (2)	1.137	64.27	10:09:40.924
10 -	1:29.226	3.549	62.53	10:11:10.150
11 -	1:29.279	3.602	62.50	10:12:39.429
12 -	1:27.096 (3)	1.419	64.06	10:14:06.525
13 -	1:28.393	2.716	63.12	10:15:34.918
14 -	1:25.677 (1)		65.12	10:17:00.595
15 -	1:27.503	1.826	63.76	10:18:28.098

P16 29 Angus EDDOWES

LAP	LAP TIME	DIFF	MPH	TIME OF DAY
1 -	1:45.960	19.344	52.66	09:57:21.760
2 -	1:34.236	7.620	59.21	09:58:55.996
3 -	1:34.800	8.184	58.86	10:00:30.796
4 -	1:33.836	7.220	59.46	10:02:04.632
5 -	1:32.306	5.690	60.45	10:03:36.938
6 -	1:33.277	6.661	59.82	10:05:10.215
7 -	1:30.083	3.467	61.94	10:06:40.298
8 -	1:30.085	3.469	61.94	10:08:10.383
9 -	1:29.591	2.975	62.28	10:09:39.974
10 -	1:29.319	2.703	62.47	10:11:09.293
11 -	1:29.337	2.721	62.46	10:12:38.630
12 -	1:28.889	2.273	62.77	10:14:07.519
13 -	1:27.256 (3)	0.640	63.95	10:15:34.775
14 -	1:27.143 (2)	0.527	64.03	10:17:01.918
15 -	1:26.616 (1)		64.42	10:18:28.534

DIFF = Difference To Personal Best Lap

P17 40 Les KIRK				
LAP	LAP TIME	DIFF	MPH	TIME OF DAY
1 -	1:42.952	15.044	54.20	09:57:18.752
2 -	1:30.919	3.011	61.37	09:58:49.671
3 -	1:52.834	24.926	49.45	10:00:42.505
4 -	1:33.385	5.477	59.75	10:02:15.890
5 -	1:31.984	4.076	60.66	10:03:47.874
6 -	1:30.341	2.433	61.76	10:05:18.215
7 -	1:30.504	2.596	61.65	10:06:48.719
8 -	1:30.215	2.307	61.85	10:08:18.934
9 -	1:30.518	2.610	61.64	10:09:49.452
10 -	1:30.992	3.084	61.32	10:11:20.444
11 -	1:29.035	1.127	62.67	10:12:49.479
12 -	1:30.157	2.249	61.89	10:14:19.636
13 -	1:28.824 (2)	0.916	62.82	10:15:48.460
14 -	1:28.972 (3)	1.064	62.71	10:17:17.432
15 -	1:27.908 (1)		63.47	10:18:45.340

P18 84 Peter KOUKOULAS

LAP	LAP TIME	DIFF	MPH	TIME OF DAY
1 -	1:43.751	15.273	53.78	09:57:19.551
2 -	1:35.018	6.540	58.72	09:58:54.569
3 -	1:34.354	5.876	59.13	10:00:28.923
4 -	1:33.162	4.684	59.89	10:02:02.085
5 -	1:34.332	5.854	59.15	10:03:36.417
6 -	1:33.343	4.865	59.77	10:05:09.760
7 -	1:32.332	3.854	60.43	10:06:42.092
8 -	1:33.348	4.870	59.77	10:08:15.440
9 -	1:31.624	3.146	60.90	10:09:47.064
10 -	1:32.266	3.788	60.47	10:11:19.330
11 -	1:31.426	2.948	61.03	10:12:50.756
12 -	1:30.249 (3)	1.771	61.82	10:14:21.005
13 -	1:32.083	3.605	60.59	10:15:53.088
14 -	1:29.997 (2)	1.519	62.00	10:17:23.085
15 -	1:28.478 (1)		63.06	10:18:51.563

P19 50 Neal O'LEARY

LAP	LAP TIME	DIFF	MPH	TIME OF DAY
1 -	1:42.138	11.910	54.63	09:57:17.938
2 -	1:36.034	5.806	58.10	09:58:53.972
3 -	1:36.292	6.064	57.94	10:00:30.264
4 -	1:33.554	3.326	59.64	10:02:03.818
5 -	1:35.095	4.867	58.67	10:03:38.913
6 -	1:33.457	3.229	59.70	10:05:12.370
7 -	1:33.939	3.711	59.40	10:06:46.309
8 -	1:32.453	2.225	60.35	10:08:18.762
9 -	1:33.408	3.180	59.73	10:09:52.170
10 -	1:32.377	2.149	60.40	10:11:24.547
11 -	1:32.250 (3)	2.022	60.48	10:12:56.797
12 -	1:31.663 (2)	1.435	60.87	10:14:28.460
13 -	1:33.013	2.785	59.99	10:16:01.473
14 -	1:30.228 (1)		61.84	10:17:31.701

P20 87 David JONES

LAP	LAP TIME	DIFF	MPH	TIME OF DAY
1 -	1:54.383	27.754	48.78	09:57:30.183
2 -	1:38.415	11.786	56.69	09:59:08.598
3 -	1:35.310	8.681	58.54	10:00:43.908
4 -	1:34.281	7.652	59.18	10:02:18.189
5 -	1:32.606	5.977	60.25	10:03:50.795

Weather / Track : Cloudy / Drying

Anglesey Coastal

Circuit Length = 1.5500 miles

Start: 09:55 Flag 10:17 End: 10:19

CNC Heads Sports/Saloon Championship

RACE 11 - LAP ANALYSIS

DIFF = Difference To Personal Best Lap

6 -	1:31.342	4.713	61.08	10:05:22.137
7 -	1:31.907	5.278	60.71	10:06:54.044
8 -	1:34.319	7.690	59.16	10:08:28.363
9 -	1:33.703	7.074	59.55	10:10:02.066
10 -	1:37.487	10.858	57.23	10:11:39.553
11 -	1:30.236	3.607	61.83	10:13:09.789
12 -	1:28.985 (3)	2.356	62.70	10:14:38.774
13 -	1:27.639 (2)	1.010	63.67	10:16:06.413
14 -	1:26.629 (1)		64.41	10:17:33.042

P21 60 Stephen KEENAN

LAP	LAP TIME	DIFF	MPH	TIME OF DAY
1 -	1:56.734	29.570	47.80	09:57:32.534
2 -	1:39.327	12.163	56.17	09:59:11.861
3 -	1:39.453	12.289	56.10	10:00:51.314
4 -	1:37.532	10.368	57.21	10:02:28.846
5 -	1:33.630	6.466	59.59	10:04:02.476
6 -	1:32.967	5.803	60.02	10:05:35.443
7 -	1:32.748	5.584	60.16	10:07:08.191
8 -	1:32.437	5.273	60.36	10:08:40.628
9 -	1:30.388	3.224	61.73	10:10:11.016
10 -	1:29.899	2.735	62.07	10:11:40.915
11 -	1:29.670	2.506	62.22	10:13:10.585
12 -	1:29.059 (3)	1.895	62.65	10:14:39.644
13 -	1:28.181 (2)	1.017	63.27	10:16:07.825
14 -	1:27.164 (1)		64.01	10:17:34.989

P22 82 Graham SAUL

LAP	LAP TIME	DIFF	MPH	TIME OF DAY
1 -	1:50.338	21.967	50.57	09:57:26.138
2 -	1:40.333	11.962	55.61	09:59:06.471
3 -	1:39.284	10.913	56.20	10:00:45.755
4 -	1:36.903	8.532	57.58	10:02:22.658
5 -	1:36.089	7.718	58.07	10:03:58.747
6 -	1:35.632	7.261	58.34	10:05:34.379
7 -	1:32.960	4.589	60.02	10:07:07.339
8 -	1:32.842	4.471	60.10	10:08:40.181
9 -	1:30.049	1.678	61.96	10:10:10.230
10 -	1:30.295	1.924	61.79	10:11:40.525
11 -	1:28.371 (1)		63.14	10:13:08.896
12 -	1:29.422 (3)	1.051	62.40	10:14:38.318
13 -	1:30.701	2.330	61.52	10:16:09.019
14 -	1:28.983 (2)	0.612	62.70	10:17:38.002

P23 37 Brian ALLEN

LAP	LAP TIME	DIFF	MPH	TIME OF DAY
1 -	1:53.901	14.479	48.99	09:57:29.701
2 -	1:43.524	4.102	53.90	09:59:13.225
3 -	1:43.415	3.993	53.95	10:00:56.640
4 -	1:40.250	0.828	55.66	10:02:36.890
5 -	1:41.958	2.536	54.72	10:04:18.848
6 -	1:39.918 (3)	0.496	55.84	10:05:58.766
7 -	1:40.574	1.152	55.48	10:07:39.340
8 -	1:39.422 (1)		56.12	10:09:18.762
9 -	1:39.600 (2)	0.178	56.02	10:10:58.362
10 -	1:40.604	1.182	55.46	10:12:38.966
11 -	1:41.663	2.241	54.88	10:14:20.629
12 -	1:40.306	0.884	55.63	10:16:00.935
13 -	1:41.711	2.289	54.86	10:17:42.646

DIFF = Difference To Personal Best Lap

P24 78 Guy CARTER				
LAP	LAP TIME	DIFF	MPH	TIME OF DAY
1 -	1:50.645	23.522	50.43	09:57:26.445
2 -	1:34.707	7.584	58.91	09:59:01.152
3 -	1:30.890	3.767	61.39	10:00:32.042
4 -	1:31.935	4.812	60.69	10:02:03.977
5 -	1:31.449	4.326	61.01	10:03:35.426
6 -	1:37.089	9.966	57.47	10:05:12.515
7 -	1:29.953	2.830	62.03	10:06:42.468
8 -	1:29.827	2.704	62.11	10:08:12.295
9 -	1:28.265	1.142	63.21	10:09:40.560
10 -	1:29.387	2.264	62.42	10:11:09.947
11 -	1:27.911	0.788	63.47	10:12:37.858
12 -	1:27.123 (1)		64.04	10:14:04.981
13 -	1:27.386 (2)	0.263	63.85	10:15:32.367
14 -	1:27.610 (3)	0.487	63.69	10:16:59.977
15 -	1:40.062 P	12.939	55.76	10:18:40.039

Weather / Track : Cloudy / Drying

Results can be found at www.tsl-timing.com

Page 4 of 4

Anglesey Coastal

Circuit Length = 1.5500 miles

Start: 09:55 Flag 10:17 End: 10:19

Printed - 10:26 Sunday, 26 May 2019

CNC Heads Sports/Saloon Championship

RACE 11 - STATISTICS

Competitors Started 24
Planned Start 2019-05-26 @ 09:50:00.000
Actual Start 2019-05-26 @ 09:55:35.799
Finish Time 2019-05-26 @ 10:17:28.000
Track Length 1.5500mi.
Total Laps 370
Total Distance Covered 573.5038mi.

Session Fastest Lap History

NO	CL	NAME	LAP TIME	TIME OF DAY	LAP	VEHICLE
3	C	David HARVEY	1:20.992	09:56:56.835	1	Stuart Taylor Locosaki 1400
3	C	David HARVEY	1:17.037	09:58:13.872	2	Stuart Taylor Locosaki 1400
32	C	Danny BIRD	1:17.024	10:03:29.551	6	Spire GTR 1000
32	C	Danny BIRD	1:16.547	10:04:46.068	7	Spire GTR 1000
32	C	Danny BIRD	1:15.763	10:06:01.861	8	Spire GTR 1000
32	C	Danny BIRD	1:15.231	10:07:17.092	9	Spire GTR 1000
32	C	Danny BIRD	1:15.088	10:13:40.040	14	Spire GTR 1000
32	C	Danny BIRD	1:14.897	10:14:54.938	15	Spire GTR 1000

Session Leader History

NO	CL	NAME	FROM LAP	LAPS LED	DISTANCE	VEHICLE
3	C	David HARVEY	1	9	12.40 miles	Stuart Taylor Locosaki 1400
32	C	Danny BIRD	10	8	12.40 miles	Spire GTR 1000

Flag History

TYPE **TIME OF DAY**
GREEN 09:55:35.799
FINISH 10:17:28.000

Flag Statistics

TYPE	COUNT	TOTAL LAPS	TOTAL TIME
Green	1	17	23:51.105
Red	0	0	0.000
Safety Car	0	0	0.000
FCY	0	0	0.000

Weather / Track : Cloudy / Drying

These results are provisional until the conclusion of any judicial and technical matters.

Anglesey Coastal

Circuit Length = 1.5500 miles

Start: 09:55 Flag 10:17 End: 10:19

Clerk Of Course :

Timekeeper :

CNC Heads Sports/Saloon Championship

RACE 11 - STATISTICS

CLASS : A

2 Starters

Fastest Lap History

NO	NAME	LAP TIME	TIME OF DAY	LAP	VEHICLE
82	Graham SAUL	1:50.338	09:57:26.176	1	Porsche 928 5400
82	Graham SAUL	1:40.333	09:59:06.508	2	Porsche 928 5400
60	Stephen KEENAN	1:39.327	09:59:11.893	2	MK Indy RR 2000
82	Graham SAUL	1:39.284	10:00:45.793	3	Porsche 928 5400
82	Graham SAUL	1:36.903	10:02:22.696	4	Porsche 928 5400
82	Graham SAUL	1:36.089	10:03:58.783	5	Porsche 928 5400
60	Stephen KEENAN	1:33.630	10:04:02.507	5	MK Indy RR 2000
60	Stephen KEENAN	1:32.967	10:05:35.474	6	MK Indy RR 2000
82	Graham SAUL	1:32.960	10:07:07.376	7	Porsche 928 5400
60	Stephen KEENAN	1:32.748	10:07:08.223	7	MK Indy RR 2000
60	Stephen KEENAN	1:32.437	10:08:40.655	8	MK Indy RR 2000
82	Graham SAUL	1:30.049	10:10:10.266	9	Porsche 928 5400
60	Stephen KEENAN	1:29.899	10:11:40.944	10	MK Indy RR 2000
82	Graham SAUL	1:28.371	10:13:08.932	11	Porsche 928 5400
60	Stephen KEENAN	1:28.181	10:16:07.856	13	MK Indy RR 2000
60	Stephen KEENAN	1:27.164	10:17:35.020	14	MK Indy RR 2000

Leader History

NO	NAME	FROM LAP	LAPS LED	DISTANCE	VEHICLE
82	Graham SAUL	1	12	17.05 miles	Porsche 928 5400
60	Stephen KEENAN	13	2	3.10 miles	MK Indy RR 2000

Weather / Track : Cloudy / Drying

These results are provisional until the conclusion of any judicial and technical matters.

Anglesey Coastal

Circuit Length = 1.5500 miles

Start: 09:55 Flag 10:17 End: 10:19

Clerk Of Course :

Timekeeper :

CNC Heads Sports/Saloon Championship

RACE 11 - STATISTICS

CLASS : B

3 Starters

Fastest Lap History

NO	NAME	LAP TIME	TIME OF DAY	LAP	VEHICLE
18	Luke ARMIGER	1:22.856	09:56:58.698	1	Vauxhall Tigra 2495
18	Luke ARMIGER	1:17.721	09:58:16.417	2	Vauxhall Tigra 2495

Leader History

NO	NAME	FROM LAP	LAPS LED	DISTANCE	VEHICLE
18	Luke ARMIGER	1	11	15.50 miles	Vauxhall Tigra 2495
13	Paul DOBSON	12	6	9.30 miles	Locost 7 1602

Weather / Track : Cloudy / Drying

These results are provisional until the conclusion of any judicial and technical matters.

Anglesey Coastal

Circuit Length = 1.5500 miles

Start: 09:55 Flag 10:17 End: 10:19

Clerk Of Course :

Timekeeper :

CNC Heads Sports/Saloon Championship

RACE 11 - STATISTICS

CLASS : C

3 Starters

Fastest Lap History

NO	NAME	LAP TIME	TIME OF DAY	LAP	VEHICLE
3	David HARVEY	1:20.992	09:56:56.835	1	Stuart Taylor Locosaki 1400
3	David HARVEY	1:17.037	09:58:13.872	2	Stuart Taylor Locosaki 1400
32	Danny BIRD	1:17.024	10:03:29.551	6	Spire GTR 1000
32	Danny BIRD	1:16.547	10:04:46.068	7	Spire GTR 1000
32	Danny BIRD	1:15.763	10:06:01.861	8	Spire GTR 1000
32	Danny BIRD	1:15.231	10:07:17.092	9	Spire GTR 1000
32	Danny BIRD	1:15.088	10:13:40.040	14	Spire GTR 1000
32	Danny BIRD	1:14.897	10:14:54.938	15	Spire GTR 1000

Leader History

NO	NAME	FROM LAP	LAPS LED	DISTANCE	VEHICLE
3	David HARVEY	1	9	12.40 miles	Stuart Taylor Locosaki 1400
32	Danny BIRD	10	8	12.40 miles	Spire GTR 1000

Weather / Track : Cloudy / Drying

These results are provisional until the conclusion of any judicial and technical matters.

Anglesey Coastal

Circuit Length = 1.5500 miles

Start: 09:55 Flag 10:17 End: 10:19

Clerk Of Course :

Timekeeper :

CNC Heads Sports/Saloon Championship

RACE 11 - STATISTICS

CLASS : D

1 Starters

Fastest Lap History

NO	NAME	LAP TIME	TIME OF DAY	LAP	VEHICLE
27	Garry WARDLE	1:33.732	09:57:09.559	1	Mini Cooper S 1600
27	Garry WARDLE	1:25.444	09:58:35.003	2	Mini Cooper S 1600
27	Garry WARDLE	1:24.754	09:59:59.757	3	Mini Cooper S 1600
27	Garry WARDLE	1:23.521	10:02:48.532	5	Mini Cooper S 1600

Leader History

NO	NAME	FROM LAP	LAPS LED	DISTANCE	VEHICLE
27	Garry WARDLE	1	16	23.25 miles	Mini Cooper S 1600

Weather / Track : Cloudy / Drying

These results are provisional until the conclusion of any judicial and technical matters.

Anglesey Coastal

Circuit Length = 1.5500 miles

Start: 09:55 Flag 10:17 End: 10:19

Clerk Of Course :

Timekeeper :

CNC Heads Sports/Saloon Championship

RACE 11 - STATISTICS

CLASS : E

13 Starters

Fastest Lap History

NO	NAME	LAP TIME	TIME OF DAY	LAP	VEHICLE
57	Robert BURKINSHAW	1:31.564	09:57:07.404	1	Honda Integra 2189
57	Robert BURKINSHAW	1:25.990	09:58:33.394	2	Honda Integra 2189
53	Nicholas BARTLETT	1:24.957	09:58:33.594	2	BMW E30 M3 2330
53	Nicholas BARTLETT	1:23.214	09:59:56.810	3	BMW E30 M3 2330
53	Nicholas BARTLETT	1:22.375	10:02:42.785	5	BMW E30 M3 2330
53	Nicholas BARTLETT	1:21.969	10:04:04.753	6	BMW E30 M3 2330
77	Steven PARKER	1:21.499	10:07:13.398	8	BMW Compact 2496

Leader History

NO	NAME	FROM LAP	LAPS LED	DISTANCE	VEHICLE
57	Robert BURKINSHAW	1	2	1.55 miles	Honda Integra 2189
53	Nicholas BARTLETT	3	14	21.70 miles	BMW E30 M3 2330

Weather / Track : Cloudy / Drying

These results are provisional until the conclusion of any judicial and technical matters.

Anglesey Coastal

Circuit Length = 1.5500 miles

Start: 09:55 Flag 10:17 End: 10:19

Clerk Of Course :

Timekeeper :

CNC Heads Sports/Saloon Championship

RACE 11 - STATISTICS

CLASS : F

2 Starters

Fastest Lap History

NO	NAME	LAP TIME	TIME OF DAY	LAP	VEHICLE
67	David BIRD	1:44.550	09:57:20.385	1	Honda Civic 1595
67	David BIRD	1:34.864	09:58:55.249	2	Honda Civic 1595
78	Guy CARTER	1:34.707	09:59:01.190	2	Honda CRX 1595
78	Guy CARTER	1:30.890	10:00:32.078	3	Honda CRX 1595
78	Guy CARTER	1:29.953	10:06:42.508	7	Honda CRX 1595
78	Guy CARTER	1:29.827	10:08:12.334	8	Honda CRX 1595
78	Guy CARTER	1:28.265	10:09:40.599	9	Honda CRX 1595
67	David BIRD	1:26.814	10:09:40.960	9	Honda Civic 1595
67	David BIRD	1:25.677	10:17:00.630	14	Honda Civic 1595

Leader History

NO	NAME	FROM LAP	LAPS LED	DISTANCE	VEHICLE
67	David BIRD	1	3	3.10 miles	Honda Civic 1595
78	Guy CARTER	4	11	17.05 miles	Honda CRX 1595
67	David BIRD	15	1	1.55 miles	Honda Civic 1595

Weather / Track : Cloudy / Drying

These results are provisional until the conclusion of any judicial and technical matters.

Anglesey Coastal

Circuit Length = 1.5500 miles

Start: 09:55 Flag 10:17 End: 10:19

Clerk Of Course :

Timekeeper :